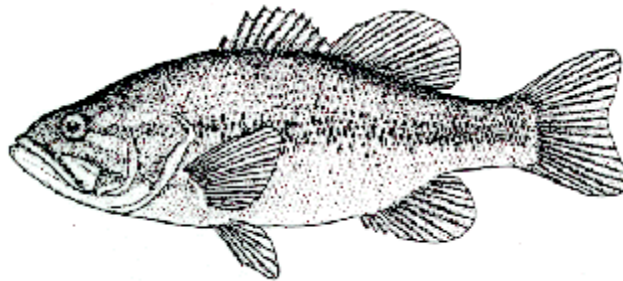


Georgia Bass Chapter Federation

2012

Tournament Creel Report



Submitted by

**Carl Quertermus, Ph.D.
University of West Georgia**

GBCF Tournament Report - 2012

This is the 35th year of the Georgia Bass Chapter Federation (GBCF) Tournament Creel Report. In 2012, 45 bass clubs submitted results from 436 tournaments. Several of these tournaments were not analyzed because they involved less than six anglers or lasted less than five hours. Also, Georgia reservoirs and rivers with less than six submitted tournaments were not analyzed. Allatoona and Hartwell had less than six tournaments but were retained since they had been part of the analysis for the previous 34 years. The data from tournaments held outside of Georgia were not analyzed. Georgia clubs fished many tournaments in other states including, Alabama, Tennessee, South Carolina and Florida. Data from 63 tournaments held at Alabama interior reservoirs and 42 at border reservoirs were sent to the Alabama Department of Conservation and Natural Resources and became part of their annual tournament data analysis (B.A.I.T.). Data from 305 tournaments on 13 Georgia reservoirs and the Savannah River were analyzed for this report.

Fishing success at Georgia reservoirs and the Savannah River are compared on the attached table and figures. Bass anglers spent 38,321 hours of effort during the 305 tournaments. The weighed-in, tournament average catch rate was 0.295 bass / angler hour (or 2.95 bass in a 10-hour fishing day). This is the highest catch rate of the 35 years of this project and is significantly above the 0.255 catch rate average of the last 10 years. The second highest catch rate was 0.272 in 2011.

R. B. Russell again had the highest catch rate (0.368 bass / angler hour). This was the fourth consecutive year that R. B. Russell had the highest catch rate. Catch rates were also good at **Clarks Hill** (0.361), **West Point** (0.338) and **Allatoona** (0.337). The lowest percent of unsuccessful anglers was at **Bartlett's Ferry** (9.7%), **Russell** (10.5%), **Hartwell** (10.7%) and **West Point** (11.4%). The percent of anglers with five weighed-in bass (a "limit") was greatest at **Clarks Hill** (38.8%); also, over 30% of tournament anglers had a limit at **Russell** and **Hartwell**. The average bass weight was greatest at **Blackshear** (2.21 lbs), but it was also as good at **Lanier** (2.07 lbs). Note that both **Blackshear** and **Lanier** have a 14-inch minimum length limit. The tournament average largest bass was at **Seminole** (5.05 lbs). The greatest winning weight average was 15.72 lbs at **Hartwell**; however, this was for only 5 tournaments. For lakes with a significant number of submitted tournaments, **Seminole** had the highest winning weight (14.34 lbs). Both **Hartwell** and **Seminole** had several two-day tournaments, which contribute to greater winning weights.

This was the 9th year that clubs were asked to indicate how many bass 5.0 lbs or larger were caught during each tournament. Only 130 bass 5.0 lbs or larger were caught during the 305 tournaments. On average, it required 295 angler hours to catch a bass of this size. There was a big difference in this value across the fishing locations. Whereas it took 784 angler hours at **Russell** and 956 angler hours at the **Bartlett's Ferry** to catch a bass ≥ 5 lbs, it took only 134 angler hours at **Seminole** and 177 angler hours at **Oconee**. Only at 31.9% of the tournaments were one or more five pound or larger bass caught. The most caught in one tournament was five in a tournament in March at **W. F. George**. The largest bass reported in 2012 was 9.94 lbs caught at **Clarks Hill** during a November tournament. Only nine bass of 8.0 lbs or larger were caught in the 305 tournaments!

The reservoir and river abbreviations on the attached graphs are **AL** (Allatoona), **BF** (Bartlett's Ferry), **BS** (Blackshear), **CH** (Clarks Hill), **HW** (Hartwell), **JA** (Jackson), **LA** (Lanier), **OC** (Oconee), **RU** (R. B. Russell), **SE** (Seminole), **SI** (Sinclair), **SR** (Savannah River), **WG** (W. F. George), **WP** (West Point).

GBCF TOURNAMENT RESULTS FOR GEORGIA RESERVOIRS AND RIVERS - 2012

Reservoir or River	Number of Tournaments Analyzed	Number of Angler Hours	Bass Weighed-in /Angler Hour	Lbs. Weighed-in/Angler Hour	Percent Anglers with Five or More Bass	Percent Anglers with Zero Bass	Average Largest Bass (lbs.)	Average Bass Weight (lbs.)	Average Winning Weight (lbs.)	Percent Bass as Largemouth	Angler Hours Per ≥ 5 lb Bass
<i>Allatoona</i>	3	441	0.337	0.458	25.9	13.4	2.64	1.37	8.37	7.1	None Caught
<i>Bartlett's Ferry</i>	6	956	0.320	0.469	23.1	9.7	4.13	1.45	9.80	31.1	956
<i>Blackshear</i> ^a	10	1259	0.182	0.391	6.9	30.9	4.47	2.21	9.85	96.2	420
<i>Clarks Hill</i>	66	8292	0.361	0.601	38.8	17.3	4.61	1.64	12.19	99.4	244
<i>Hartwell</i>	5	1496	0.307	0.480	33.5	10.7	4.17	1.56	15.72	52.5	748
<i>Jackson</i>	13	1571	0.239	0.375	13.5	26.3	4.09	1.65	8.72	37.3	393
<i>Lanier</i> ^a	45	5103	0.273	0.565	15.8	16.5	4.14	2.07	10.69	11.8	638
<i>Oconee</i> ^a	33	3721	0.230	0.459	17.1	24.1	4.56	1.99	11.52	96.0	177
<i>R. B. Russell</i>	7	784	0.368	0.512	36.4	10.5	3.81	1.41	10.33	27.9	784
<i>Seminole</i>	18	2269	0.286	0.534	21.2	18.3	5.05	1.92	14.34	99.3	134
<i>Sinclair</i>	40	4638	0.300	0.461	28.8	17.7	3.87	1.53	10.26	100.0	422
<i>W. F. George</i> ^b	19	2567	0.244	0.447	18.5	21.7	4.50	1.94	12.45	86.2	221
<i>West Point</i> ^b	19	3008	0.338	0.477	29.5	11.4	4.05	1.40	11.33	26.2	334
<i>Savannah River</i>	21	2216	0.289	0.385	17.5	21.8	3.74	1.33	8.05	100.0	277
Total	305	38321	0.295	0.501	24.7	18.6	4.28	1.73	11.16	73.4	295

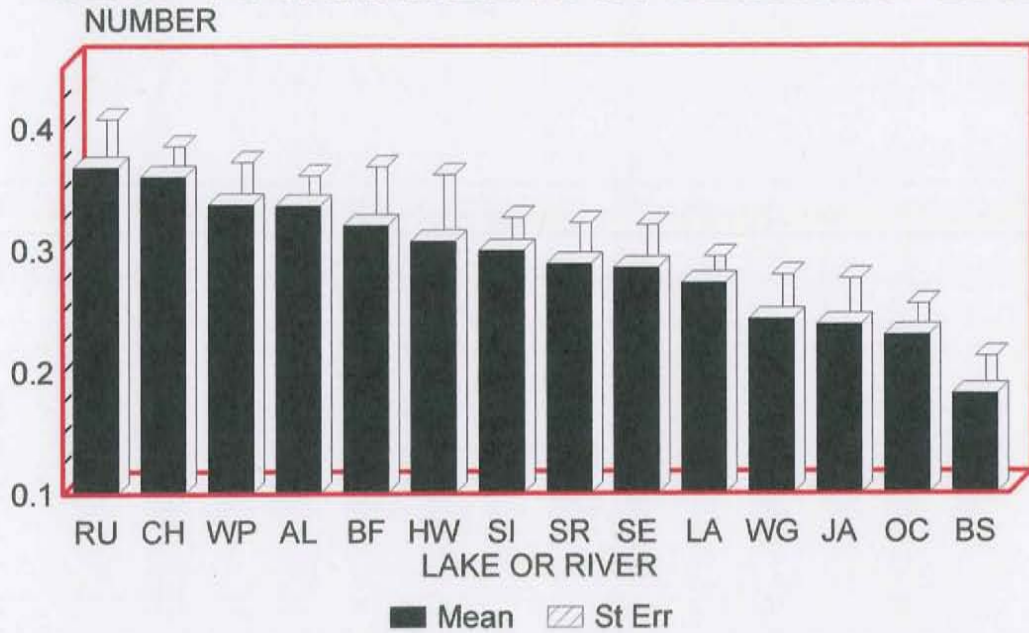
^a 14-inch size limit. ^b 12-inch size limit on spotted bass and 14-inch size limit on largemouth bass.

Note: Only tournaments with six or more anglers and five or more hours in length were analyzed.

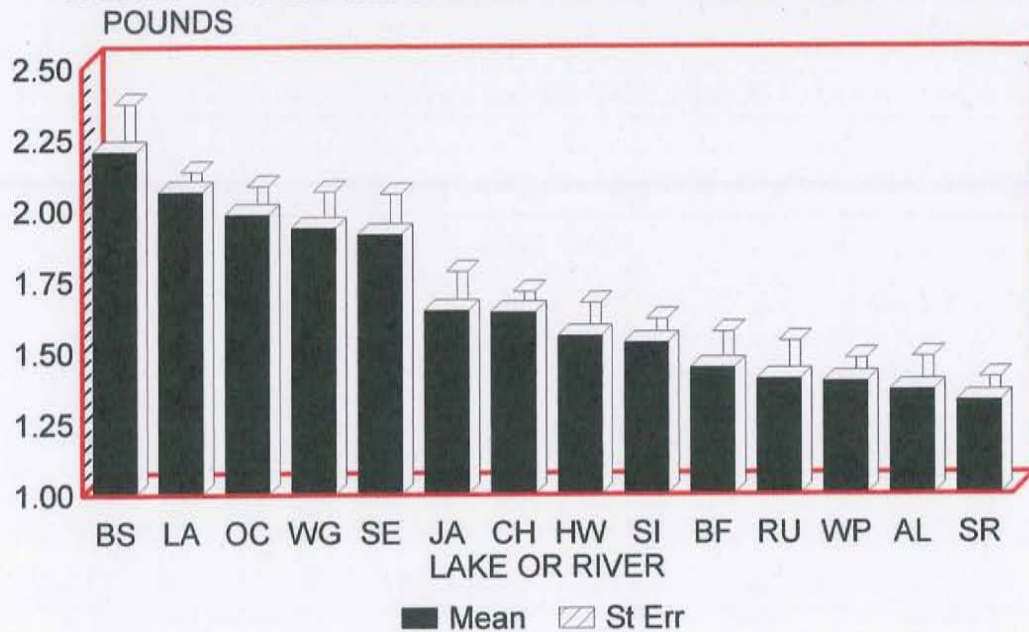
Reservoirs or rivers with less than six tournaments were not analyzed, except for Allatoona and Hartwell

Compiled and analyzed by Dr. Carl Quertermus, Biology Department, University of West Georgia.

BASS / ANGLER HOUR GBCF TOURNAMENTS IN GEORGIA - 2012

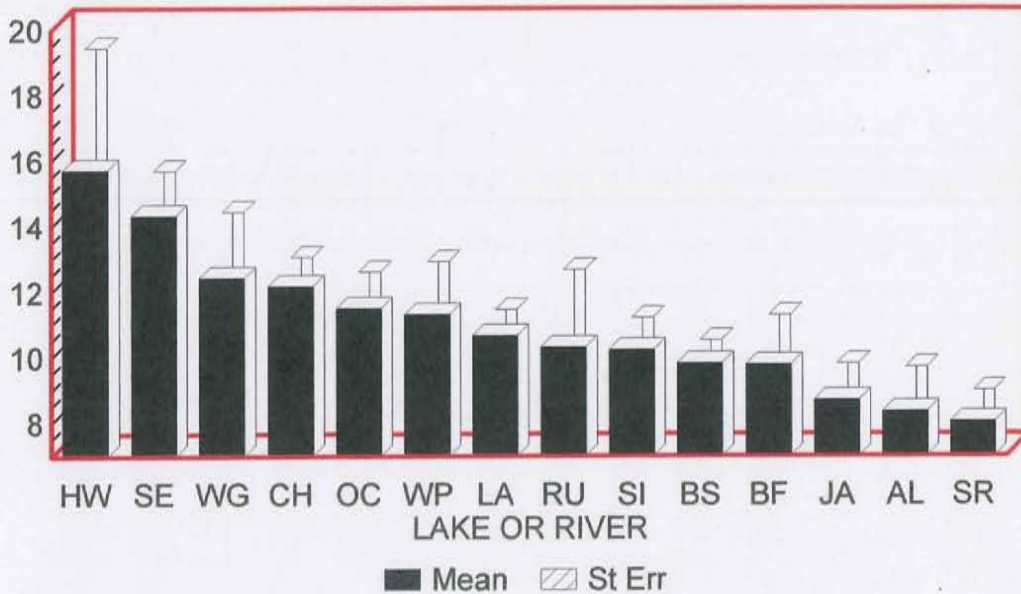


AVERAGE BASS WEIGHT GBCF TOURNAMENTS IN GEORGIA - 2012



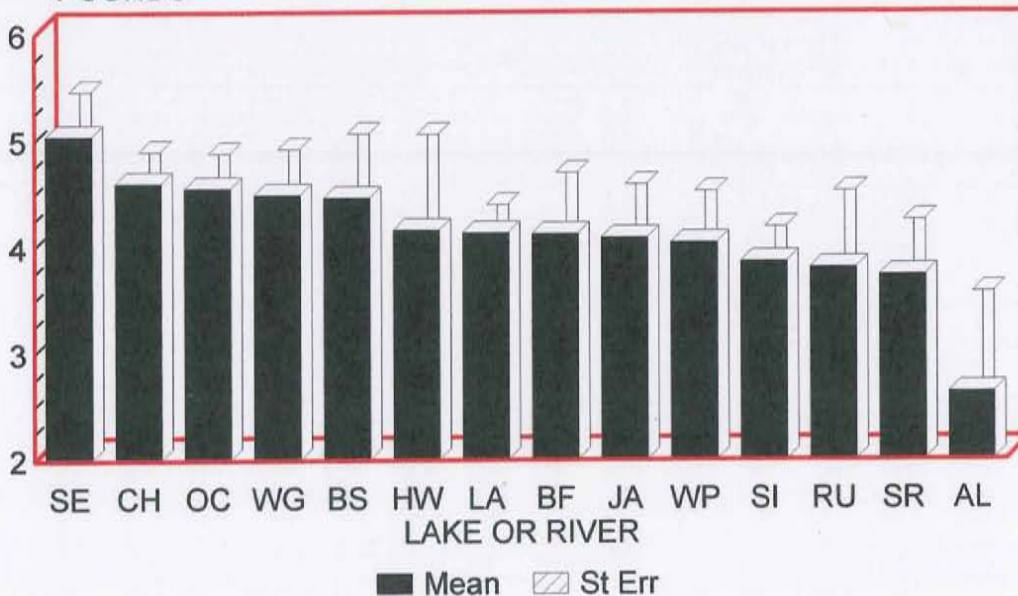
WINNING WEIGHT GBCF TOURNAMENTS IN GEORGIA - 2012

POUNDS

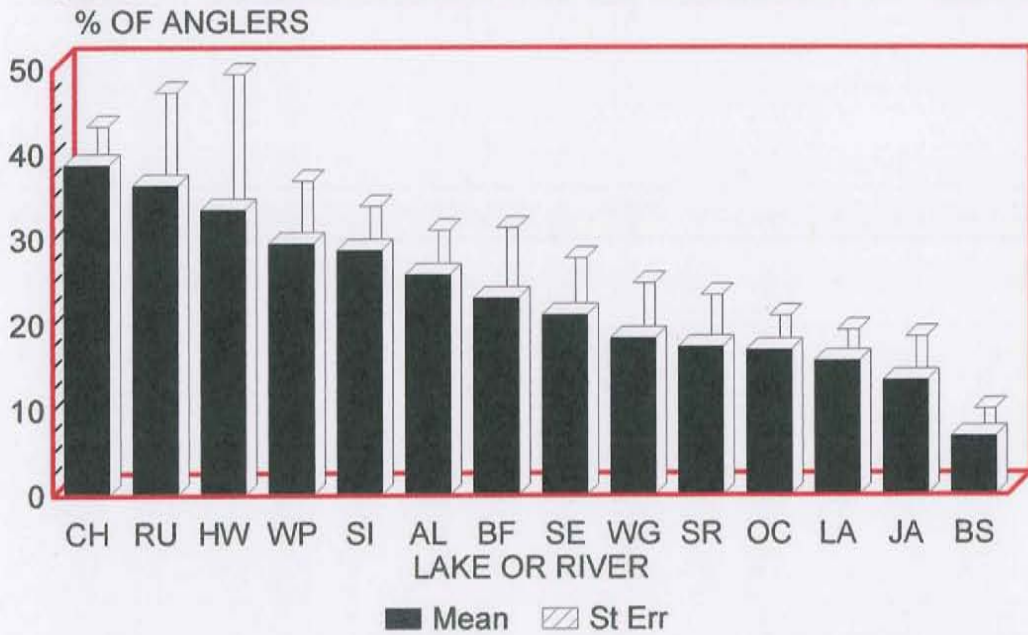


AVERAGE LARGEST BASS GBCF TOURNAMENTS IN GEORGIA - 2012

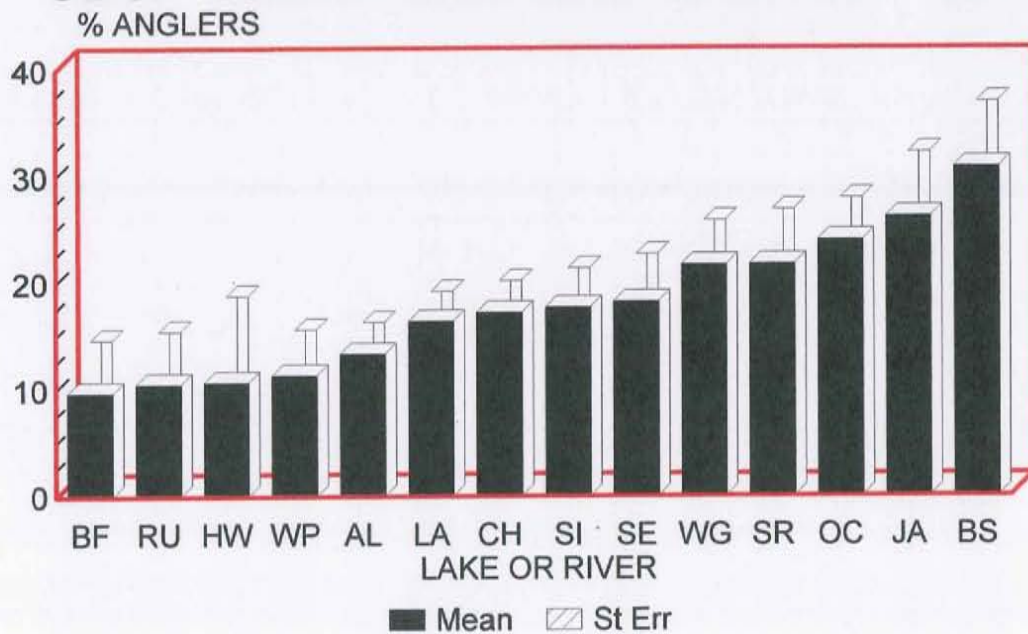
POUNDS



PERCENT ANGLERS WITH FIVE BASS GBCF TOURNAMENTS IN GEORGIA - 2012



PERCENT UNSUCCESSFUL ANGLERS GBCF TOURNAMENTS IN GEORGIA - 2012



NUMBER OF 5 LB BASS / TOURNAMENT GBCF TOURNAMENTS IN GEORGIA - 2012

