


Georgia B.A.S.S. Chapter Federation

2000

Tournament Creel Report



Submitted by

**Carl Quertermus, Ph.D.
State University of West Georgia**

GBCF Tournament Report - 2000

In 2000, 114 bass clubs, affiliated with the Georgia B.A.S.S. Chapter Federation (GBCF), submitted their results for 1185 tournaments. Several of these tournaments were not analyzed because they involved less than six anglers or lasted less than five hours. Data from 913 tournaments on 14 Georgia reservoirs and two rivers were analyzed for this report. The data from tournaments at Alabama reservoirs were sent to the Alabama Department of Conservation and Natural Resources, Game and Fish Division and became part of their annual tournament data analysis.

Fishing success at Georgia reservoirs and rivers are compared on the attached table and figures. Bass anglers spent 131,764 hours of effort during the 913 tournaments. The weighed-in catch rate was 0.208 bass / angler hour. This is about the same as in 1999 (0.212) and is similar to the 0.205 weighed-in bass / angler hour for Alabama reservoirs during 1999 (Alabama Game and Fish Division). The highest catch rate was again at Clarks Hill (0.272), but this was not statistically greater than at Hartwell (0.263). Clarks Hill had the lowest percent of unsuccessful anglers and also the greatest weight for the average largest bass. The greatest average bass weight was at W. F. George (16-inch size limit). Seminole had the greatest average bass weight for lakes with a 12-inch limit.

The tournament results at West Point and W. F. George were analyzed in two groups, tournaments with a 16-inch length limit for all black bass species (WP1 and WG1) and tournaments with a 16-inch length limit on largemouth bass and a 12-inch limit for other black bass species (WP2 and WG2). Tournaments at W. F. George, after the minimum size limit on largemouth bass was changed to 14 inches, were not analyzed. Spotted bass and some Shoal bass comprised 68.6% of the weighed-in catch for WP2 tournaments and 56.3% for WG2 tournaments. The lowest weighed-in catch rate for 2000 was 0.053; this occurred at West Point (WP1). Sixty seven percent of the anglers were unsuccessful at these West Point tournaments. However, only 10 of the 54 tournaments at West Point were conducted with a 16-inch size limit for all black bass.

The reservoir abbreviations on the attached figures are AL (Allatoona), BF (Bartlett's Ferry), BS (Blackshear), CA (Carters), CH (Clarks Hill), HW (Hartwell), JA (Jackson), LA (Lanier), OC (Oconee), RU (R. B. Russell), SE (Seminole), SI (Sinclair), WG1 (W. F. George, 16-inch length limit for all black bass), WP1 (West Point, 16-inch length limit for all black bass), WG2 (W. F. George, 16-inch length limit for largemouth bass and 12-inch length limit for other black bass), and WP2 (West Point, 16-inch length limit for largemouth bass and 12-inch length limit for other black bass).

GBCF TOURNAMENT RESULTS FOR GEORGIA RESERVOIRS AND RIVERS - 2000

Reservoir or River	Number of Tournaments Analyzed	Number of Angler Hours	Bass Weighed-in /Angler Hour	Lbs. Weighed-in/Angler Hour	Percent Anglers with Five or More Bass	Percent Anglers with Zero Bass	Percent Anglers with Only One Bass	Average Largest Bass (lbs.)	Average Bass Weight (lbs.)	Average Winning Weight (lbs.)	Percent Bass as Largemouth
<i>Allatoona</i>	29	3,731	0.221	0.300	16.1	26.3	18.9	3.01	1.36	8.34	22.2
<i>Bartlett's Ferry</i>	55	8,293	0.216	0.299	12.7	24.1	26.5	3.22	1.36	6.91	56.1
<i>Blackshear</i> ^a	18	2,077	0.099	0.200	2.5	52.6	25.4	3.64	2.05	6.49	95.9
<i>Carters</i>	14	1,568	0.150	0.237	9.9	36.1	26.9	3.19	1.59	7.46	4.9
<i>Clarks Hill</i>	201	30,794	0.272	0.461	23.3	17.0	17.3	4.75	1.70	12.63	99.5
<i>Hartwell</i>	83	13,605	0.263	0.409	22.0	18.0	18.2	4.14	1.54	11.86	88.7
<i>Jackson</i>	53	6,393	0.191	0.268	7.1	33.0	25.5	3.54	1.45	7.16	75.0
<i>Lanier</i> ^a	84	10,800	0.139	0.238	4.3	40.7	26.2	3.39	1.76	7.06	22.1
<i>Oconee</i> ^a	64	8,742	0.169	0.295	6.3	32.4	27.6	3.60	1.76	8.29	98.0
<i>R. B. Russell</i>	58	9,232	0.226	0.337	13.5	22.1	19.7	3.58	1.47	9.22	91.7
<i>Seminole</i>	25	4,354	0.193	0.350	10.1	29.6	21.3	4.57	1.75	11.03	98.5
<i>Stnclair</i>	83	12,106	0.208	0.290	11.2	27.5	24.0	3.60	1.40	8.06	98.8
<i>W. F. George</i> ^b	22	3,330	0.092	0.242	2.5	51.4	24.7	4.55	2.93	9.90	96.8
<i>W. F. George</i> ^c	8	1,402	0.070	0.143	0.0	55.2	29.5	3.79	1.90	6.27	43.7
<i>West Point</i> ^b	10	1,307	0.053	0.116	0.4	67.1	25.5	3.67	2.31	4.94	84.5
<i>West Point</i> ^c	44	5,991	0.160	0.248	4.5	35.1	25.1	3.63	1.61	7.41	31.4
<i>Altamaha River</i>	24	3,412	0.215	0.315	14.3	35.5	20.8	3.72	1.47	8.83	100.0
<i>Savannah River</i>	38	4,627	0.219	0.304	11.6	30.3	21.3	3.64	1.40	7.87	100.0
Total	913	131,764	0.208	0.331	13.1	28.2	22.2	3.89	1.63	9.31	79.4

^a 14-inch size limit.

^b 16-inch size limit (Includes only tournaments where a 16-inch size limit was used for all black bass species).

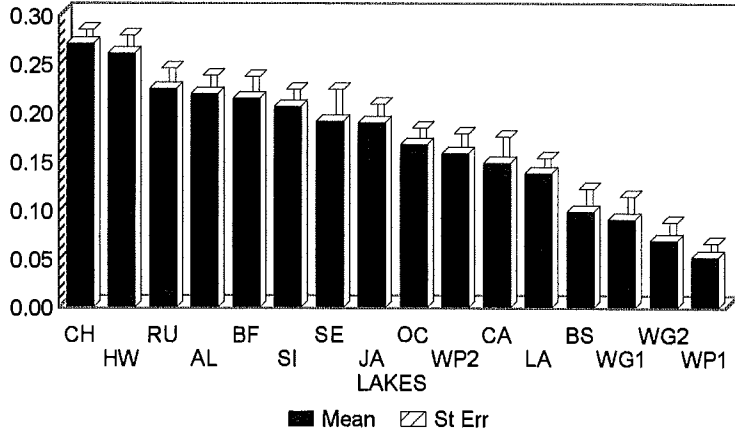
^c 12-inch size limit on spotted bass and 16-inch size limit on largemouth bass.

Note: Only tournaments with six or more anglers and five of more hours in length were analyzed.

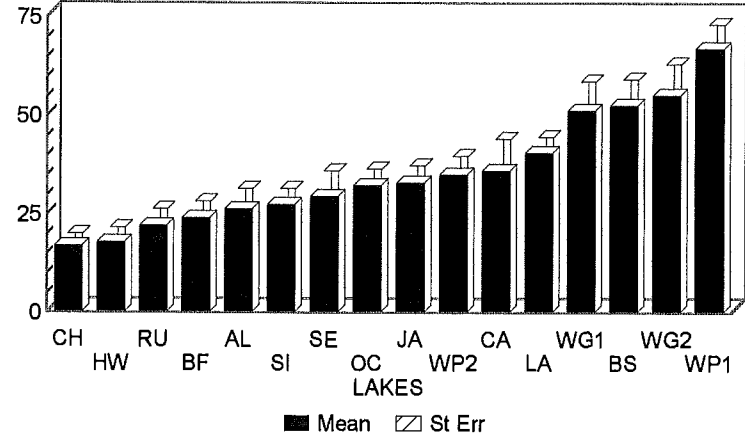
November and December tournaments for W. F. George, with the 14-inch size limit, were not analyzed.

Compiled and analyzed by Dr. Carl Quertermus, State University of West Georgia.

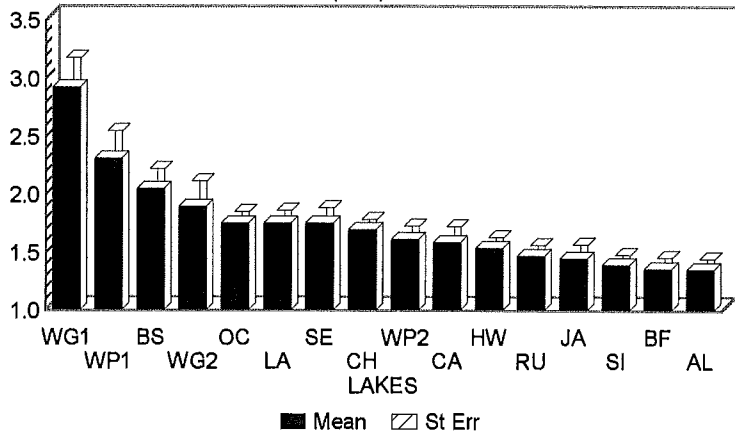
BASS / ANGLER HOUR - 2000
GBCF TOURNAMENTS ON GEORGIA LAKES
 BASS / ANGLER HOUR



PERCENT UNSUCCESSFUL ANGLERS - 2000
GBCF TOURNAMENTS ON GEORGIA LAKES
 % ANGLERS WITH ZERO BASS



AVERAGE BASS WEIGHT - 2000
GBCF TOURNAMENTS ON GEORGIA LAKES
 AVERAGE BASS WEIGHT (LBS)



AVERAGE LARGEST BASS - 2000
GBCF TOURNAMENTS ON GEORGIA LAKES
 AVERAGE LARGEST BASS (LBS)

