

# Responsive Management



## **OPINIONS AND ATTITUDES OF GEORGIA RESIDENTS, HUNTERS, AND LANDOWNERS TOWARD DEER MANAGEMENT IN GEORGIA**

**Conducted for the Georgia Department of Natural Resources**

**by Responsive Management**

**2004**

# **OPINIONS AND ATTITUDES OF GEORGIA RESIDENTS, HUNTERS, AND LANDOWNERS TOWARD DEER MANAGEMENT IN GEORGIA**

**2004**

## **Responsive Management National Office**

Mark Damian Duda, Executive Director  
Peter E. De Michele, Ph.D., Director of Research  
Martin Jones, Research Associate  
Carol Zurawski, Research Associate  
Chad Craun, Research Associate  
William Testerman, Survey Center Manager  
Jennifer Marshall, Survey Center Manager  
Alison Lanier, Business Manager  
Steven J. Bissell, Ph.D., Qualitative Research Associate  
Ping Wang, Ph.D., Quantitative Research Associate  
James B. Herrick, Ph.D., Research Associate

130 Franklin Street  
Harrisonburg, VA 22801  
Phone: 540/432-1888 Fax: 540/432-1892  
E-mail: [mark@responsivemanagement.com](mailto:mark@responsivemanagement.com)  
[www.responsivemanagement.com](http://www.responsivemanagement.com)

## **Acknowledgements**

Responsive Management would like to thank the following people for their input, support, and guidance on this project: Bill Fletcher, Todd Holbrook, Kent Kammermeyer, Scott McDonald, Nick Nicholson, Julie Robbins, Carmen Martin, Greg Waters, John Bowers, and Carroll Allen of the Georgia Department of Natural Resources; Alec Poitevint, representing landowners; Wesley Langdale, representing the forestry industry; Jerry McCollum of the Georgia Wildlife Federation; Brian Murphy of the Quality Deer Management Association; Gary Johnson, representing hunting interests; Brian Tolar of the Georgia Agribusiness Council; Mike Stewart of the Association of County Commissioners of Georgia; Scott Tanner of Joe Tanner and Associates; Sen. Jeff Mullis of the Legislative Sportsmen's Caucus; Dr. Randy Davidson, Director, SCWDS; Dr. Bob Warren of the University of Georgia Warnell School of Forest Resources; Jake Rocker of the Georgia Farm Bureau; Bryant Poole of the Georgia Department of Transportation; Steve Burch of Georgia Outdoor News; and Rep. Pete Warren of the House of Game and Fish Committee.

## **EXECUTIVE SUMMARY**

### **INTRODUCTION AND METHODOLOGY**

This study was conducted for the Georgia Department of Natural Resources (GDNR) to determine the opinions and attitudes of the general population, hunters, and large landowners regarding deer management in Georgia. The study entailed a telephone survey of Georgia residents, hunters, and landowners who own at least 100 acres. Hereinafter, any reference to the landowners sample refers to landowners who own 100 acres or more. Additionally, note that a further criterion for landowners to be asked any of the questions specific to landowners (Questions 87 through 125) was that they own a tract that was at least 20 contiguous acres.

For the survey, telephones were selected as the preferred sampling medium because of the universality of telephone ownership. The telephone survey questionnaire was developed cooperatively by Responsive Management and the GDNR. Responsive Management conducted a pre-test of the questionnaire, and revisions were made to the questionnaire based on the pre-test. Interviews were conducted Monday through Friday from 9:00 a.m. to 9:00 p.m., Saturday noon to 6:00 p.m., and Sunday from 3:00 p.m. to 7:00 p.m., all local time. The survey was conducted in June through July 2004. Responsive Management obtained a total of 1,033 completed interviews.

The software used for data collection was Questionnaire Programming Language 4.1. The analysis of data was performed using Statistical Package for the Social Sciences software as well as proprietary software developed by Responsive Management.

The results were weighted. A randomly stratified sample of hunters and the general population and an unstratified sample of large landowners were used for this study. All three groups were assigned to northern and southern Georgia counties using their telephone area codes and prefixes. The proportions of the general population and hunters in each region (north and south) were then used to weight the data so that the data represented the actual proportion of respondents in the general population and hunter samples. In the general population sample, the actual populations of individuals 18 and older were known, and that information was used to create weights to apply to those respondents. The proportions of hunters from the north and the

south were not known; however, a large random sample (20,000 license holders) was available to create an estimate of the proportions of the population of hunters in the north and the south. That information was used to generate weights. Finally, the actual numbers and proportions of landowners were not known; therefore, those data were not weighted.

#### OPINIONS ON AND VALUES ASSOCIATED WITH DEER

- Most commonly, respondents describe their feelings about deer positively, saying that they enjoy seeing and having deer around. Substantial percentages, however, said they enjoy seeing deer but worry about the problems they cause. Finally, small percentages regard deer as a nuisance, with landowners being much more likely to regard deer as a nuisance.
  
- Respondents were asked five questions regarding deer management and the values associated with deer. Majorities of the general population and landowners said four of the five were very important, the exception being that “you have deer around your home,” which just under half (49%) of both the general population and landowners said was very important. Majorities of hunters said each of the five were very important.
  - Hunters had a greater percentage saying each value was very important than did the general population and landowners.
  - The top statement for hunters and landowners was that people have the opportunity to hunt deer in Georgia (this was the second ranked value among the general population).
  - The top statement for the general population was that deer populations are being properly managed in Georgia.

#### OPINIONS ON DEER MANAGEMENT IN GEORGIA

- Agreement was much higher than disagreement that deer are properly managed in Georgia; nonetheless, there were substantial percentages in disagreement.
  
- Agreement exceeded disagreement that landowners properly manage deer on their land in Georgia.

- Respondents place a high value on deer management: overwhelming majorities of the general population (89%), hunters (96%), and landowners (88%) said knowing that deer populations are being properly managed in Georgia is very or somewhat important to them. Furthermore, a large majority of deer hunters (71%) indicated that they would support an increase in deer hunting license fees if they knew that the money would be used for deer management. The support for an increase in license fees evaporates when the money would *not* be used for deer management: 85% oppose an increase in fees if the money would not be used for deer management.
- When asked if they support or oppose controlling deer in urban and suburban areas, large majorities of all three groups support doing so (79% of the general population, 89% of hunters, and 86% of landowners). There is not wide agreement on the method for controlling deer in these areas, however: substantial percentages advocate some form of hunting, but sizable percentages favor trapping and relocation.
- In general, the GDNR received positive ratings, with large majorities of all three groups rating the performance of the GDNR as excellent or good. When asked specifically to rate the GDNR's Deer Management Program, the ratings are again positive, with excellent and good ratings far exceeding fair and poor ratings. Also, an overwhelming majority of deer hunters are satisfied with how well the GDNR incorporates hunters' wants and needs into the management of the state's deer population. Finally, a majority of landowners said that the GDNR does excellent or good at incorporating landowners' wants and needs into the state's deer management.
- Despite the positive ratings of the GDNR, respondents more often think the GDNR should provide more, rather than less, deer management assistance to private landowners.
- Respondents' perceived knowledge levels of the GDNR's Deer Management Program are fairly widely distributed, with hunters claiming the most knowledge, followed by landowners, then the general population.

- Regarding deer management strategies, overwhelming majorities of all three groups (82% of the general population, 99% of hunters, and 96% of landowners) support legal deer hunting in Georgia. Most of that support is strong support. The support is also high when respondents are asked if they support hunting as a way to manage deer populations (82% of the general population, 98% of hunters, and 93% of landowners strongly or moderately support hunting as a way to manage deer).
  
- As discussed above, there was no general consensus on the best way to manage deer in urban and suburban environments when respondents were asked in a follow-up question to whether deer should be controlled in urban and suburban areas. Respondents were asked about control strategies individually, as well.
  - Of the two questions about controlling deer populations in urban and suburban areas, there was more support for use of regulated archery hunting than there was for use of sharpshooters and professionals to control deer in urban and suburban areas.
  
- Regarding strategies to control deer in parks and other recreation areas that traditionally been closed to hunting, there was more support for regulated hunting than for use of sharpshooters and professionals.
  
- Finally, regarding deer hunting regulations that may have an effect on deer populations and deer management, there was much support for management to favor large-antlered deer and for allowing muzzleloaders to use magnifying scopes on their guns. There was less support for allowing hunting of deer over bait, and there was low support, relative to the other deer management regulations, for fenced hunting, either of white-tailed deer or exotic deer.
  
- Regarding the making of deer management decisions, respondents value scientific information and the professional judgment of GDNR biologists; social concerns and political concerns are not considered important in deer management decisions.
  - Among the general population and landowners, majorities said scientific information and professional judgment of GDNR biologists should be very important in making deer management decisions. Among hunters, majorities said scientific information,

professional judgment of GDNR biologists, and the economic impact of hunting in Georgia should be very important.

- Overall, respondents think the deer herd in Georgia is very or somewhat healthy (74% of the general population, 85% of hunters, and 79% of landowners).
- Respondents, in general, think the deer population in their county has grown over the past 5 years.
- Majorities of the general population (51%) and hunters (59%) think the deer population in their county is about right, but a little less than a majority of landowners (44%) think the deer population is about right. Substantial percentages, however, think the deer population in their county is overabundant (31% of the general population, 28% of hunters, and 44% of landowners). Indeed, for each group, the percentage saying deer are overabundant greatly exceeds the percentage saying deer are under-abundant. Mirroring these results, when asked if the deer population in their county should be increased or decreased, majorities of all groups said it should remain the same (51% of the general population and landowners, and 61% of hunters), although substantial percentages said it should be decreased; the percentages answering “decreased” exceeded the percentages answering “increased.”
  - Those who answered that the deer population in their county should remain the same most commonly gave as their reasoning that they have not had problems with deer, followed by those saying that the hunting is good and that they do not see too many deer.
- Those respondents who said that they thought the deer population in their county should be increased most commonly gave as their reasoning that doing so would offer better hunting opportunities or that they believe the deer population is too low.
- In follow up, those respondents who said that they thought the deer population in their county should be increased were asked about their support for increasing the deer population when five specific consequences were discussed. Three of the five consequences did not greatly erode support, with majorities in support of increasing the deer population, even if it means



more damage to gardens and landscaping, even if it means more crop damage, and even if it means there would be more automobile-deer collisions. Support nearly completely disappears if respondents are informed that an increased deer population could result in less food and poorer quality habitat for other wildlife or in poorer health for the deer herd.

- Those respondents who said that they thought the deer population in their county should be decreased most commonly gave as their reasoning a reduction in automobile-deer collisions. Among landowners, a large percentage cited damage to crops.
- In follow up, those respondents who said that they thought the deer population in their county should be decreased were asked about their support for decreasing the deer population when four specific consequences were discussed. Majorities were still in support despite any of the consequences named: that fewer people would be able to see a deer, that fewer hunters would be spending money, that fewer wildlife watchers would be spending money, and that fewer hunters would be able to harvest a deer.
- The general population (75%) and hunters (81%) overwhelmingly said that they have not experienced any damage caused by deer over the past 12 months; however, landowners are more divided, with 56% saying they did not experience any damage, but 43% saying that they did.
  - The most common types of damage were to gardens and crops and through automobile collisions.
- Regarding automobile-deer collisions, substantial percentages (29% of the general population, 27% of hunters, and 35% of landowners) reported that they or someone from their household had a collision with a deer in the past 2 years. Relative to other driving hazards, majorities of respondents say that deer are a minor hazard rather than a major hazard. Very low percentages said deer are not a road hazard. Careless drivers and drunk drivers are considered much greater hazards.

- Majorities of all groups did not know how well the GDNR responds to property owner requests for assistance to reduce damage caused by nuisance wildlife; however, of those who gave an answer, ratings of excellent or good exceeded ratings of fair or poor, particularly among hunters and landowners.
  
- Respondents are split whether responsibility for managing deer-human conflicts should change (from the GDNR and its use of hunting as a control means) in areas where urbanization has closed hunting access, although slightly more respondents said that the responsibility should change than said it should not change.
  - Those who said the responsibility should change most commonly indicated that the state government should assume responsibility for managing deer-human conflicts in developing areas. Other important answers were community groups, the new landowners in the developing areas, and county animal control officers.
  
- Finally, there is more agreement than disagreement, particularly among hunters, that municipalities that pass firearm ordinances, thereby preventing deer hunting, should be required to mitigate deer damage.
  
- Regarding managing for a quality deer herd, it is instructive to first determine what deer hunters think “quality deer” means. Most commonly, deer hunters think management for quality deer means larger deer (64%), although a substantial percentage think it means more healthy deer (29%).
  - Only 7% think it means an increased number of deer.
  
- When all respondents were asked if they support or oppose management for large-antlered deer, hunters were the most likely to support, although support was still in the majority among the other groups. Indeed, majorities of all groups support such management: 63% of the general population, 87% of hunters, and 67% of landowners support management for large-antlered deer.

- When asked about specific management strategies for quality deer, hunters are overwhelmingly willing to give up the chance to shoot small-antlered bucks while at the same time shooting more does for an increased chance in later years of shooting large-antlered bucks (83%). However, deer hunters do not support a regulation requiring that a deer hunter must harvest a doe before he or she can harvest a buck (52% oppose, while 38% support).

#### OPINIONS ON DEER HUNTING IN GEORGIA

- Regarding deer management strategies, overwhelming majorities of all three groups (82% of the general population, 99% of hunters, and 96% of landowners) support legal deer hunting in Georgia. Most of that support is strong support. The support is also high when respondents are asked if they support hunting as a way to manage deer populations (82% of the general population, 98% of hunters, and 93% of landowners strongly or moderately support hunting as a way to manage deer).
- Regarding two strategies to control deer in places where hunting is restricted (urban/suburban areas and in parks/recreation lands), there is more support than opposition to use of regulated archery hunting to control deer in urban and suburban areas and the use of regulated hunting in parks and recreation lands that have traditionally been closed to hunting. The support is much greater than opposition among hunters and landowners, but the difference is less pronounced among the general population.
- A large majority of hunters are satisfied (81%) with the current deer season structure. Nearly the same percentage of deer hunters (82%) are satisfied with how well the GDNR incorporates hunters' wants and needs into the management of the state's deer population.
- Regarding specific regulations, more hunters support (61%) than oppose (28%) a longer deer hunting season in Georgia. Many more hunters support (77%) than oppose (7%) extending the deer hunting season in the northern zone to match the southern zone. There is also much more support (75%) than opposition (20%) to allowing the hunting of does at any time during the deer season. Finally, respondents were asked their opinions about two regulations.

Among hunters, there is much more support (58%) than opposition (21%) to having one statewide season for deer with no zones, and there is much more support (76%) than opposition (18%) for allowing hunters who use muzzleloaders to use magnifying scopes. Among the general population and landowners, support exceeded opposition to both, but not as greatly as among hunters.

- A large majority of deer hunters (71%) indicated that they would support an increase in deer hunting license fees if they knew that the money would be used for deer management. The support for an increase in license fees evaporates when the money would *not* be used for deer management: only 8% would support, and 85% would oppose, an increase in fees if the money would not be used for deer management.
- When asked about specific management strategies for quality deer, hunters are overwhelmingly willing to give up the chance to shoot small-antlered bucks while at the same time shooting more does for an increased chance in later years of shooting a large-antlered bucks (83%). However, deer hunters do not support a regulation requiring that a deer hunter must harvest a doe before he or she can harvest a buck (52% oppose, while 38% support).
- Opposition exceeds support for hunters using dogs to hunt deer, even among hunters.
  - Among hunters, 39% support and 51% oppose hunters using dogs to hunt deer.
  - Those who support commonly cite tradition and an increased chance of harvest as reasons they support hunters hunting with dogs.
  - Those who oppose commonly say they do so because hunting with dogs does not give the deer a fair chance or that hunting deer with dogs is inhumane to the deer. Landowners also indicate that hunting with dogs increases the chance of hunters trespassing.
- There is much more opposition (i.e., those saying it should be illegal) than support (those saying it should be legal) to fenced hunting of white-tailed deer and other large animals, even among hunters (indeed, the most support was among landowners): majorities of all groups said hunting white-tailed deer and other large animals inside fenced enclosures should be

illegal. When a condition is placed on the question about fenced hunting of white-tailed deer—would the respondent support it if it would generate economic activity for rural Georgia—there is still much more opposition than support, and mostly strong opposition.

- The results regarding fenced hunting of non-native, exotic deer are similar. The large majority of respondents think it should be illegal to hunt non-native deer in a fenced enclosure, and they oppose it, even if it would generate economic activity for rural Georgia.
- There are greater percentages in each group who think that hunting white-tailed deer by attracting them using bait should be illegal than think it should be legal, when there are no conditions attached to the question, although the difference is not great among hunters and landowners.
  - Majorities of the general population (59%) and landowners (54%), and just less than a majority of hunters (49%), think it should be illegal to hunt deer using bait unconditionally.
  - Those who support do so most commonly because it will increase the hunters' chance of harvest, that it allows for better deer population control, and that it helps with quality deer management. Tradition was also cited by many.
  - Those who oppose do so most commonly because it is not perceived as fair to the deer and that it is unethical to trick the deer.
  - When the condition is placed on the question about support or opposition for hunting deer directly over bait if it were part of a year-round feeding program, opposition (52%) still exceeds support (31%) among the general population, but not among hunters, who had more support (56%) than opposition (37%), and among landowners, who were evenly split between support (45%) and opposition (45%).

## PARTICIPATION IN DEER HUNTING IN GEORGIA

- Participation in any type of hunting in the past 2 years obviously varied widely among groups: 22% of the general population, 89% of hunters, and 44% of landowners had hunted in the past 2 years in Georgia. Most of those who had hunted had hunted deer. The next question asked specifically about deer hunting: 20% of the general population, 84% of

hunters, and 38% of landowners had hunted deer. Additionally, substantial percentages of each group said that other members of their household had hunted deer in Georgia in the past 2 years: 36% of the general population, 59% of hunters, and 49% of landowners said another member of their household had hunted deer.

- Hunters were also asked whether they hunted deer primarily on private or public land, with the overwhelming majority (79%) of deer hunters saying they hunted primarily on private land.
  - Deer hunters were asked on which public lands they had hunted; the most common types of public land on which they had hunted were Wildlife Management Areas and National Forest lands.
- 
- Hunting deer with dogs is not common: 18% of deer hunters have hunted with dogs in the past, and 6% have hunted deer with dogs in the past year.
  - Roughly two-thirds of hunters who had hunted deer in the past season in Georgia had harvested a deer.
  - Hunters were asked about the number of days they had hunted deer in the past season in Georgia: the responses followed a bell curve, with the most common answer falling from 20 to 29 days.
  - The most common motivation of deer hunters for hunting deer is for the sport or recreation, followed closely by those who hunt deer for the meat.
  - Work obligations and lack of access are the most common factors that have reduced the quality of deer hunting experiences.

#### LAND OWNERSHIP AND USES OF LAND

- All respondents were asked if they own land in Georgia: 71% of the general population own land, and a slightly higher percentage of hunters (81%) own land.

- A majority of landowners who own a tract of at least 20 acres use the tract for farming (53%); substantial percentages of landowners of tracts of at least 20 acres use the tract for forestry (34%) or ranching (17%).
  
- Agreement exceeded disagreement that landowners properly manage deer on their land in Georgia, although substantial percentages disagreed.
  
- Respondents more often think the GDNR should provide more deer management assistance to private landowners than think the GDNR should provide less assistance.
  - The types of assistance desired of those who think the GDNR should provide more assistance to private landowners managing deer include technical assistance, education, and the development of deer habitat. A substantial percentage of landowners also said they desired law enforcement assistance.
  
- An overwhelming percentage (80%) of landowners who own a tract of at least 20 acres personally deer hunt and/or allow others to deer hunt on their tract.
  - Of those owners of tracts of at least 20 acres who answered that they do not allow deer hunting, nearly a quarter (24%) previously had allowed deer hunting. These people who had allowed deer hunting but now do not cited poor behavior of hunters, trespassing, crowding, and legal liability as reasons that they stopped allowing deer hunting on the tract.
  - Those owners of tracts of at least 20 acres who allow deer hunting on their tract most commonly allow immediate family to hunt deer, followed closely by friends and acquaintances.
  - A large majority (74%) of owners of tracts of at least 20 acres do not charge a fee for others to hunt deer on their tract; 14% charge a fee.
  - A majority (53%) of owners of tracts of at least 20 acres said legal liability is a major concern when considering whether to allow hunting access, and an additional 25% said it is a minor concern (78% in total said legal liability is a concern).

- Owners of tracts of at least 20 acres of land were asked about whether they agreed with three statements about allowing access to their land. Similar majorities disagreed with each statement (from 55% to 61%).
  - 61% disagreed that they would allow more hunting but are worried about excessive government intrusion.
  - 57% disagreed that they would be very likely to allow more deer hunting if they did not have to worry about legal liability issues.
  - 55% disagreed that they would be very likely to allow more deer hunting if they received a financial benefit for doing so.
  
- Landowners were asked if they experienced problems with legal and illegal hunters, with and without dogs, on their land. A substantial percentages (22%) had experienced problems with illegal hunters hunting without dogs. Otherwise, problems with hunters were low—7% or less.
  - The most common problems with hunters were trespassing, violating game laws, and damaging fences and/or leaving gates open. Lesser problems were unsafe behavior, littering, damaging structures, and discourteous behavior.
  - The problems caused by illegal hunters, with or without dogs, were considered major problems by a majority of landowners who had experienced problems. The problems caused by legal hunters, with or without dogs, were considered minor problems by a majority of landowners who had experienced problems.

#### PROVISION OF INFORMATION ABOUT DEER IN GEORGIA

- Direct mail (between 30% and 31% for all groups) was the most commonly given answer regarding the best way to provide the respondent with information about deer in Georgia. This was followed by magazines, newspapers, and TV.

#### PARTICIPATION IN OUTDOOR ACTIVITIES

- Participation in outdoor activities varied greatly from group to group. Hunters were the most active group—a larger percentage of hunters relative to the general population and



landowners had participated in each of the five activities discussed in the survey.

Landowners were more active than were the general population.

- The top activity among the general population was watching wildlife within 1 mile of home (64%), and 39% had taken a trip of at least a mile to view wildlife. Just under half of the general population had fished (47%).
- The top activity among hunters was fishing (84%), followed closely by big game hunting (83%). A majority of hunters had viewed wildlife within 1 mile of home (78%) or taken a trip of at least 1 mile to view wildlife (64%).
- The top activity among landowners was wildlife viewing within 1 mile of home (75%), and a majority had fished (58%). Landowners' rates of big game and small game hunting was approximately double that of the general population.

## **TABLE OF CONTENTS**

Introduction and Methodology.....	1
Opinions on and Values Associated with Deer.....	6
Opinions on Deer Management in Georgia.....	25
General Opinions on Deer Management in Georgia.....	25
Deer Management Strategies.....	40
Opinions on the Size and Health of the Deer Population in Georgia.....	66
Opinions on Increasing the Size of the Deer Population in Georgia.....	77
Opinions on Decreasing the Size of the Deer Population in Georgia.....	91
Managing Deer-Human Conflicts.....	105
Managing for a Quality Deer Herd.....	118
Opinions on Deer Hunting in Georgia.....	123
Support or Opposition to Deer Hunting in Georgia.....	123
Opinions on Deer Hunting Season Structure.....	128
Opinions on License Fees and Use of Revenues.....	136
Opinions on Hunting Regulations for Quality Deer Management.....	137
Opinions on Hunting Deer with Dogs.....	140
Opinions on Fenced Hunting.....	144
Opinions on Baiting Deer.....	150
Participation in Deer Hunting in Georgia.....	155
Land Ownership and Uses of Land.....	167
Land Ownership and Tract Sizes.....	167
Uses of Land.....	168
Managing Deer on the Land.....	169
Hunting on the Land and Permission to Hunt on the Land.....	171
Problems with Hunters on the Land.....	182
Provision of Information About Deer in Georgia.....	202
Participation in Outdoor Activities.....	203
Demographic Data.....	208
Additional Comments.....	213
Appendix A: Survey Instrument.....	214

## **INTRODUCTION AND METHODOLOGY**

This study was conducted for the Georgia Department of Natural Resources (GDNR) to determine the opinions and attitudes of the general population, hunters, and landowners regarding deer management in Georgia. The study entailed a telephone survey of Georgia residents, hunters, and landowners who own at least 100 acres. Hereinafter, any reference to the landowners sample refers to landowners who own 100 acres or more. Additionally, note that a further criterion for landowners to be asked any of the questions specific to landowners (Questions 87 through 125) was that they own a tract that was at least 20 contiguous acres. Specific aspects of the research methodology are discussed below.

For the survey, telephones were selected as the preferred sampling medium because of the universality of telephone ownership. In addition, a central polling site at the Responsive Management office allowed for rigorous quality control over the interviews and data collection. Responsive Management maintains its own in-house telephone interviewing facilities. These facilities are staffed by interviewers with experience conducting computer-assisted telephone interviews on the subjects of natural resources and outdoor recreation. The telephone survey questionnaire was developed cooperatively by Responsive Management and the GDNR. Responsive Management conducted a pre-test of the questionnaire, and revisions were made to the questionnaire based on the pre-test.

To ensure that the telephone survey data collected were of the highest quality, Responsive Management has interviewers who have been trained according to the standards established by the Council of American Survey Research Organizations. Methods of instruction included lecture and role-playing. The Survey Center Managers conducted project briefings with the interviewers prior to the administration of the survey. Interviewers were instructed on the type of study, study goals and objectives, handling of survey questions, interview length, termination points and qualifiers for participation, interviewer instructions within the survey instrument, reading of the survey instrument, skip patterns, and probing and clarifying techniques necessary for specific questions on the survey instrument. The Survey Center Managers randomly monitored telephone workstations without the interviewers' knowledge to evaluate the

performance of each interviewer. After the surveys were obtained by the interviewers, the Survey Center Managers and/or statisticians edited each completed survey to ensure clarity and completeness.

Interviews were conducted Monday through Friday from 9:00 a.m. to 9:00 p.m., Saturday noon to 6:00 p.m., and Sunday from 3:00 p.m. to 7:00 p.m., all local time. A five-callback design was used to maintain the representativeness of the sample, to avoid bias toward people easy to reach by telephone, and to provide an equal opportunity for all to participate. When a respondent could not be reached on the first call, subsequent calls were placed on different days of the week and at different times of the day. The survey was conducted in June through July 2004.

Responsive Management obtained a total of 1,033 completed interviews.

The software used for data collection was Questionnaire Programming Language 4.1 (QPL). The survey data were entered into the computer as each interview was being conducted, eliminating manual data entry after the completion of the survey and the concomitant data entry errors that may occur with manual data entry. The survey instrument was programmed so that QPL branched, coded, and substituted phrases in the survey based on previous responses to ensure the integrity and consistency of the data collection. The analysis of data was performed using Statistical Package for the Social Sciences software as well as proprietary software developed by Responsive Management.

The results were weighted, as explained below. A randomly stratified sample of hunters and the general population and an unstratified sample of landowners who own at least 100 acres were used for this study. All three groups were assigned to northern and southern Georgia counties using their telephone area codes and prefixes. The division of northern and southern counties were made using the counties listed in the table that follows.

**Breakdown of Georgia into Northern and Southern Counties**

<b>North</b>	<b>North</b>	<b>South</b>	<b>South</b>
Baldwin	Henry	Appling	Lanier
Banks	Jackson	Atkinson	Laurens
Barrow	Jasper	Bacon	Lee
Bartow	Jones	Baker	Liberty
Bibb	Lamar	Ben Hill	Long
Butts	Lincoln	Berrien	Lowndes
Carroll	Lumpkin	Bleckley	McIntosh
Catoosa	McDuffie	Brantley	Macon
Chattooga	Madison	Brooks	Marion
Cherokee	Meriwether	Bryan	Miller
Clarke	Monroe	Bulloch	Mitchell
Clayton	Morgan	Burke	Montgomery
Cobb	Murray	Calhoun	Muscogee
Columbia	Newton	Camden	Peach
Coweta	Oconee	Candler	Pierce
Crawford	Oglethorpe	Charlton	Pulaski
Dade	Paulding	Chatham	Quitman
Dawson	Pickens	Chattahoochee	Randolph
DeKalb	Pike	Clay	Schley
Douglas	Polk	Clinch	Screven
Elbert	Putnam	Coffee	Seminole
Fannin	Rabun	Colquitt	Stewart
Fayette	Richmond	Cook	Sumter
Floyd	Rockdale	Crisp	Talbot
Forsyth	Spalding	Decatur	Tattnall
Franklin	Stephens	Dodge	Taylor
Fulton	Taliaferro	Dooly	Telfair
Gilmer	Towns	Dougherty	Terrell
Glascock	Troup	Early	Thomas
Gordon	Union	Echols	Tift
Greene	Upson	Effingham	Toombs
Gwinnett	Walker	Emanuel	Treutlen
Habersham	Walton	Evans	Turner
Hall	Warren	Glynn	Twiggs
Hancock	White	Grady	Ware
Haralson	Whitfield	Harris	Washington
Hart	Wilkes	Houston	Wayne
Heard		Irwin	Webster
		Jeff Davis	Wheeler
		Jefferson	Wilcox
		Jenkins	Wilkinson
		Johnson	Worth

The study was designed to obtain completed interviews from the following respondents:

- 200 of the northern general population
- 200 of the southern general population
- 200 northern hunters
- 200 southern hunters
- 100 northern landowners
- 100 southern landowners

The proportions of the general population and hunters in each region (north and south) were then used to weight the data so that the data represented the actual proportion of respondents in the general population and hunter samples. In the general population sample, the actual populations of individuals 18 and older were known, and that information was used to create weights to apply to those respondents. The proportions of hunters from the north and the south were not known; however, a large random sample (20,000 license holders) was available to create an estimate of the proportions of the population of hunters in the north and the south. That information was used to generate weights. Finally, the actual numbers and proportions of landowners were not known; therefore, those data were not weighted.

The weighting table is shown below.

#### **Weighting Table**

<b>REGION</b>	<b>SAMPLE FROM STUDY</b>	<b>WEIGHT</b>	<b>NEW SAMPLE COUNT</b>
Northern Gen. Pop.	202	1.48	299.11
Southern Gen. Pop.	201	0.52	103.89
Total Gen Pop	403	NA	403.00
Northern Hunters	209	1.35	283.17
Southern Hunters	209	0.65	134.83
Total Hunters	418	NA	418.00
Northern Landowners	104	1.00	104.00
Southern Landowners	108	1.00	108.00
Total Landowners	212	NA	212.00

Note that n-values may sometimes appear to have discrepancies. This is caused by the weighting, which in some cases led to fractional values or “partial people.” Small differences in the fractional values for those “partial people” often lead to different rounded “whole people” values when reporting n-values in graphs.

Throughout this report, findings of the telephone survey are reported at a 95% confidence interval. For the entire general population sample, the sampling error is at most plus or minus 4.88 percentage points. For the sample of those hunters who could be categorized as being a northern or southern hunter, the sampling error is at most plus or minus 4.79 percentage points.

Because the entire population of hunters could not be categorized into northern and southern hunters, the sampling error cannot be determined on the entire sample; however, the error rate on those hunters whose residence is known was determined. Nonetheless, the sampling error on the entire sample of hunters would be better than the rate on the known hunters given above.

Sampling errors were calculated using the formula described below, with sample sizes of 402 of the general population and 418 hunters, and population sizes of 6,017,219 of the general population and 152,617 hunters. There is no way to determine the sampling error for large landowners because the total population of large landowners could not be obtained.

**Sampling error equation:**

$$B = \left( \sqrt{\frac{N_p(.25) - .25}{\frac{N_s}{N_p - 1}}} \right) (1.96)$$

Where: B = maximum sampling error (as decimal)

$N_p$  = population size (e.g., total number of residents, total number of license holders)

$N_s$  = sample size

Derived from formula: p. 206 in Dillman, D. A. 2000. *Mail and Internet Surveys*. John Wiley & Sons, NY.

**Note:** This is a simplified version of the formula that calculates the maximum sampling error using a 50:50 split (the most conservative calculation because a 50:50 split would give maximum variation).

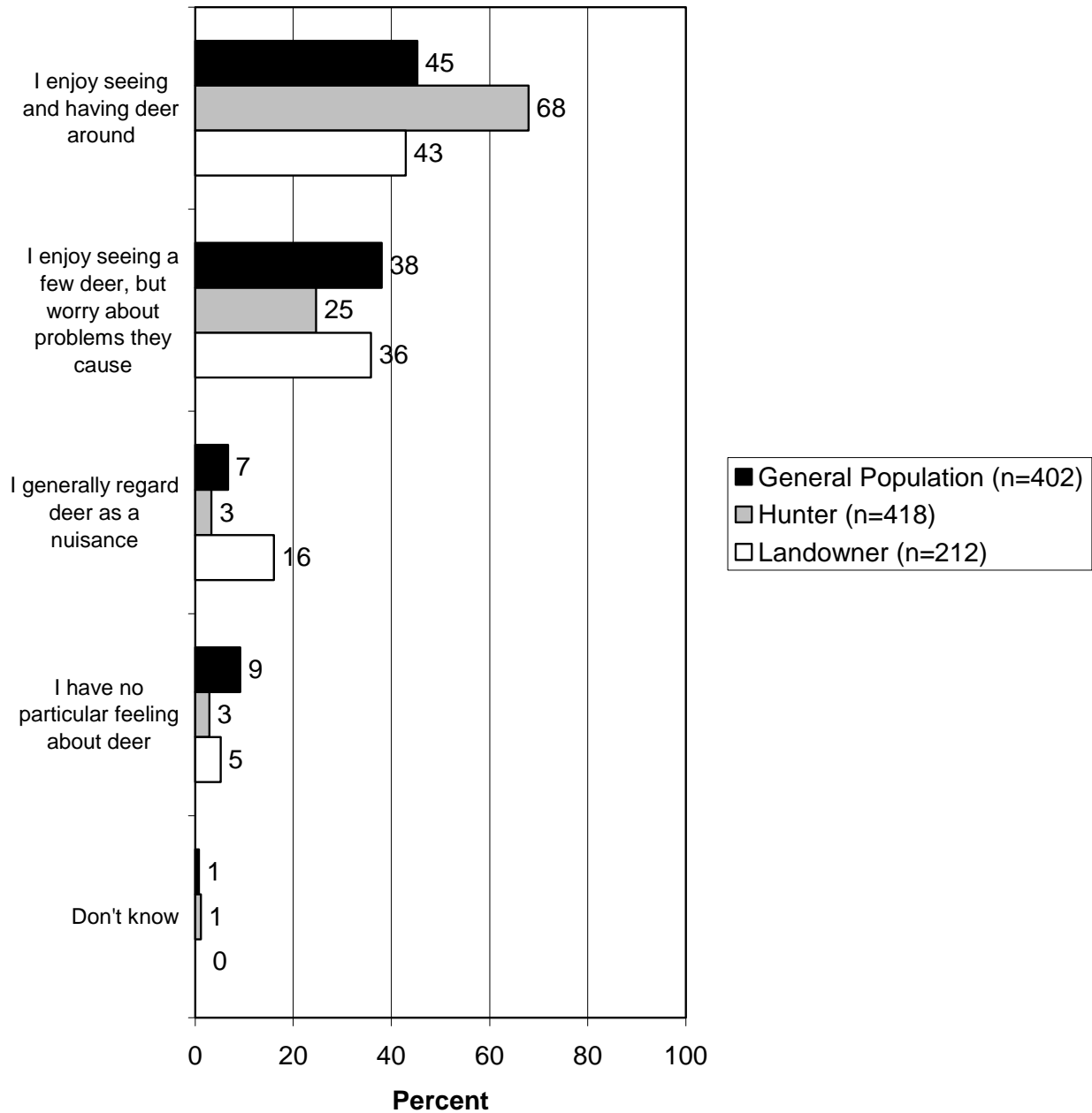
Note that some results may not sum to exactly 100% because of rounding.

## **OPINIONS ON AND VALUES ASSOCIATED WITH DEER**

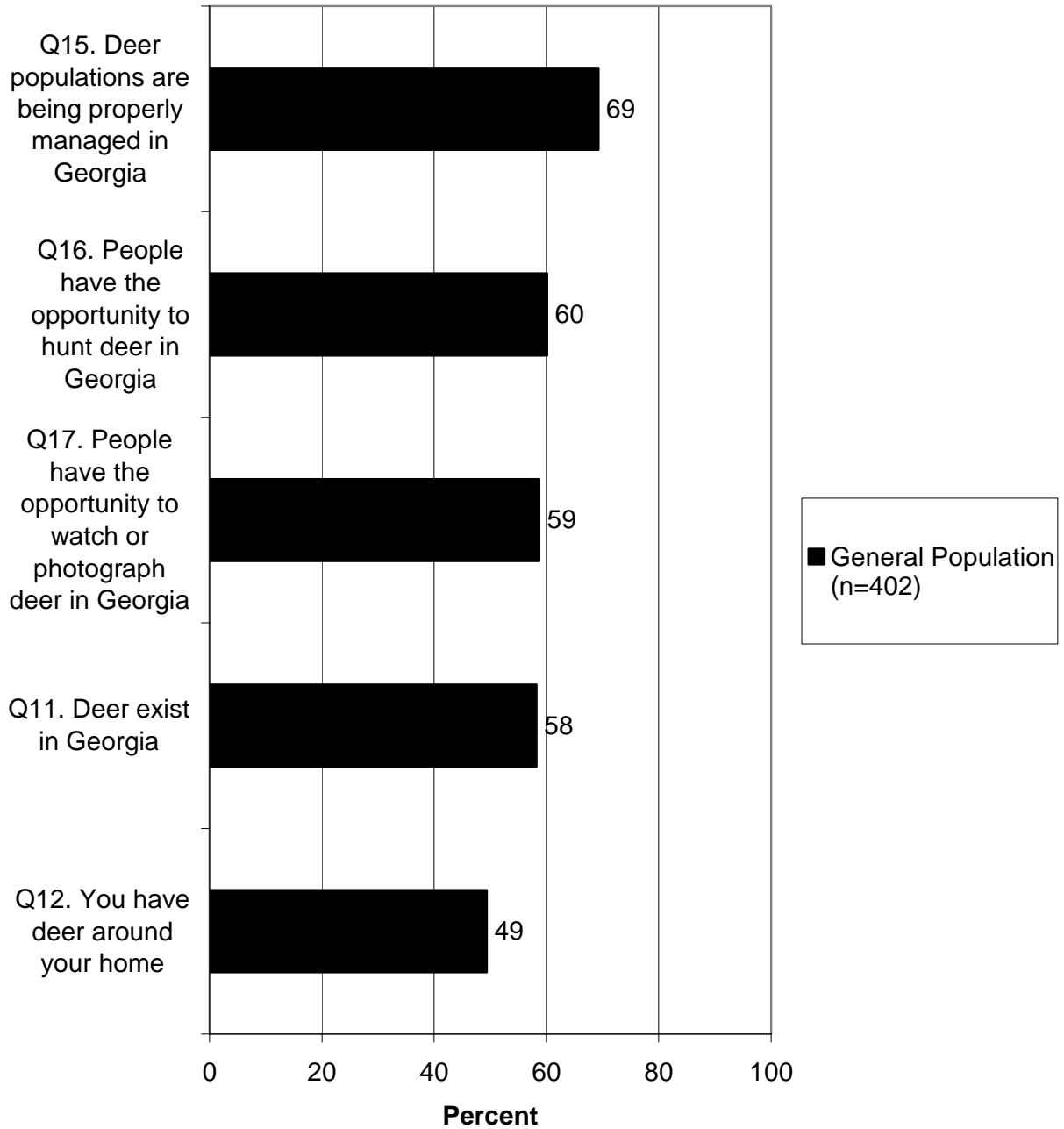
- Most commonly, respondents describe their feelings about deer positively, saying that they enjoy seeing and having deer around. Substantial percentages, however, said they enjoy seeing deer but worry about the problems they cause. Finally, small percentages regard deer as a nuisance, with landowners being much more likely to regard deer as a nuisance.
  
- Respondents were asked five questions regarding deer management and the values associated with deer. Majorities of the general population and landowners said four of the five were very important, the exception being that “you have deer around your home,” which just under half (49%) of both the general population and landowners said was very important. Majorities of hunters said each of the five were very important.
  - Hunters had a greater percentage saying each value was very important than did the general population and landowners. For instance, 58% of the general population and 59% of landowners said it was very important that deer exist in Georgia, while 89% of hunters said that it was very important that deer exist in Georgia.
  - The top statement for hunters and landowners was that people have the opportunity to hunt deer in Georgia (this was the second ranked value among the general population).
  - The top statement for the general population was that deer populations are being properly managed in Georgia.
  - For all three groups, the lowest ranked statement was that “you have deer around your home.”



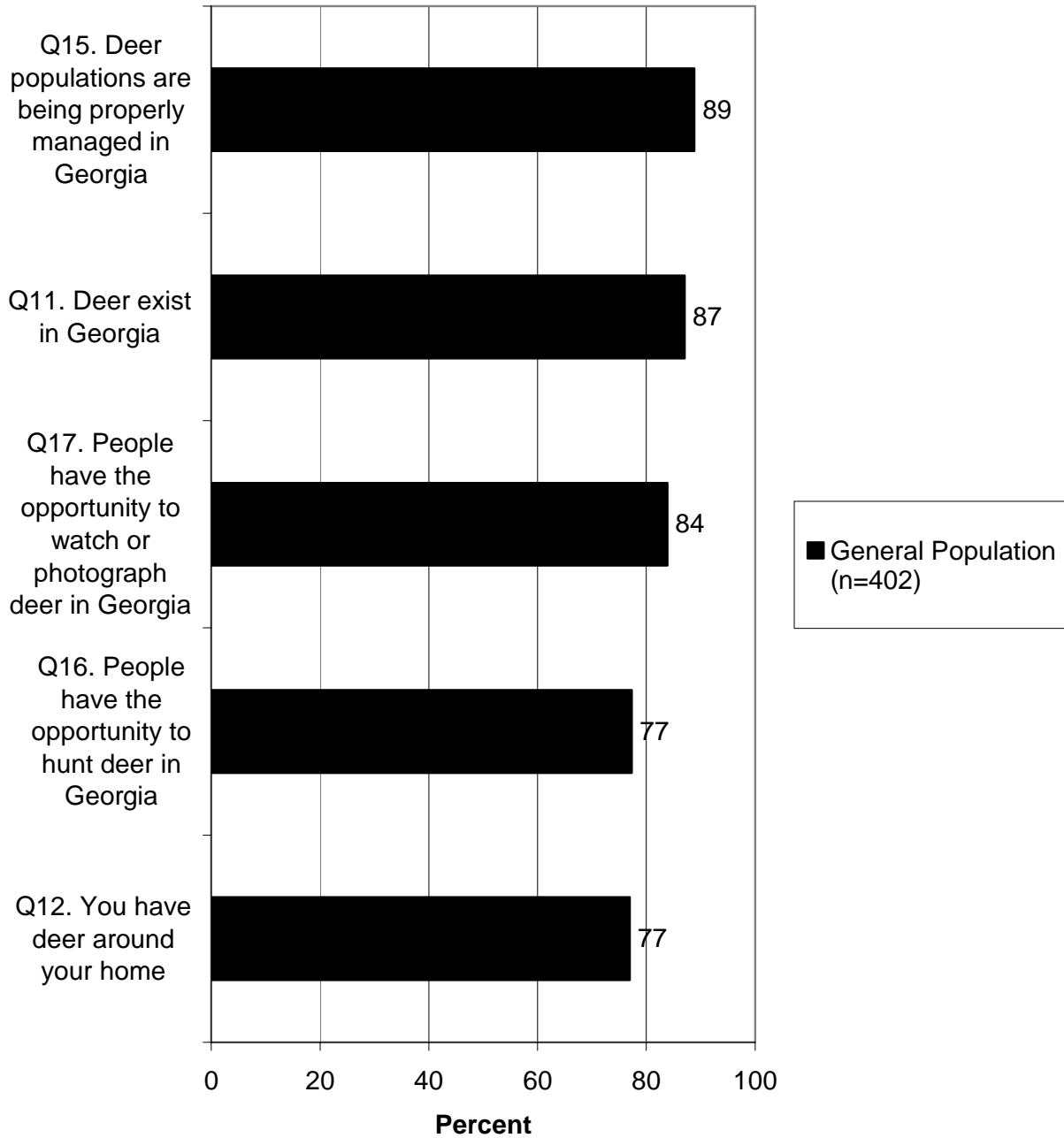
**Q10. Generally, which of the following statements best describes your feelings about deer in your county?**



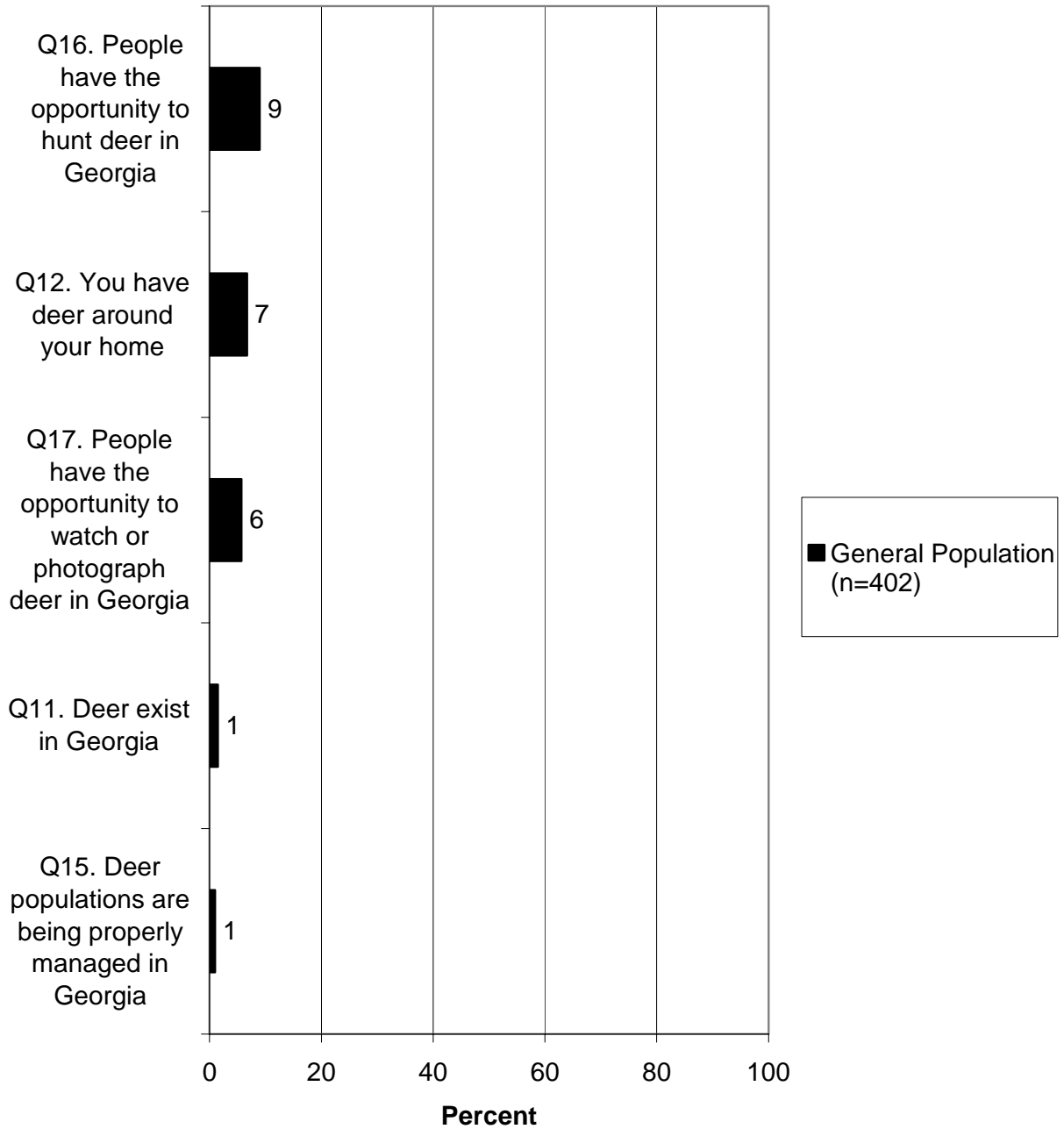
**Q11-12, 15-17. Percent who think the following are very important.**



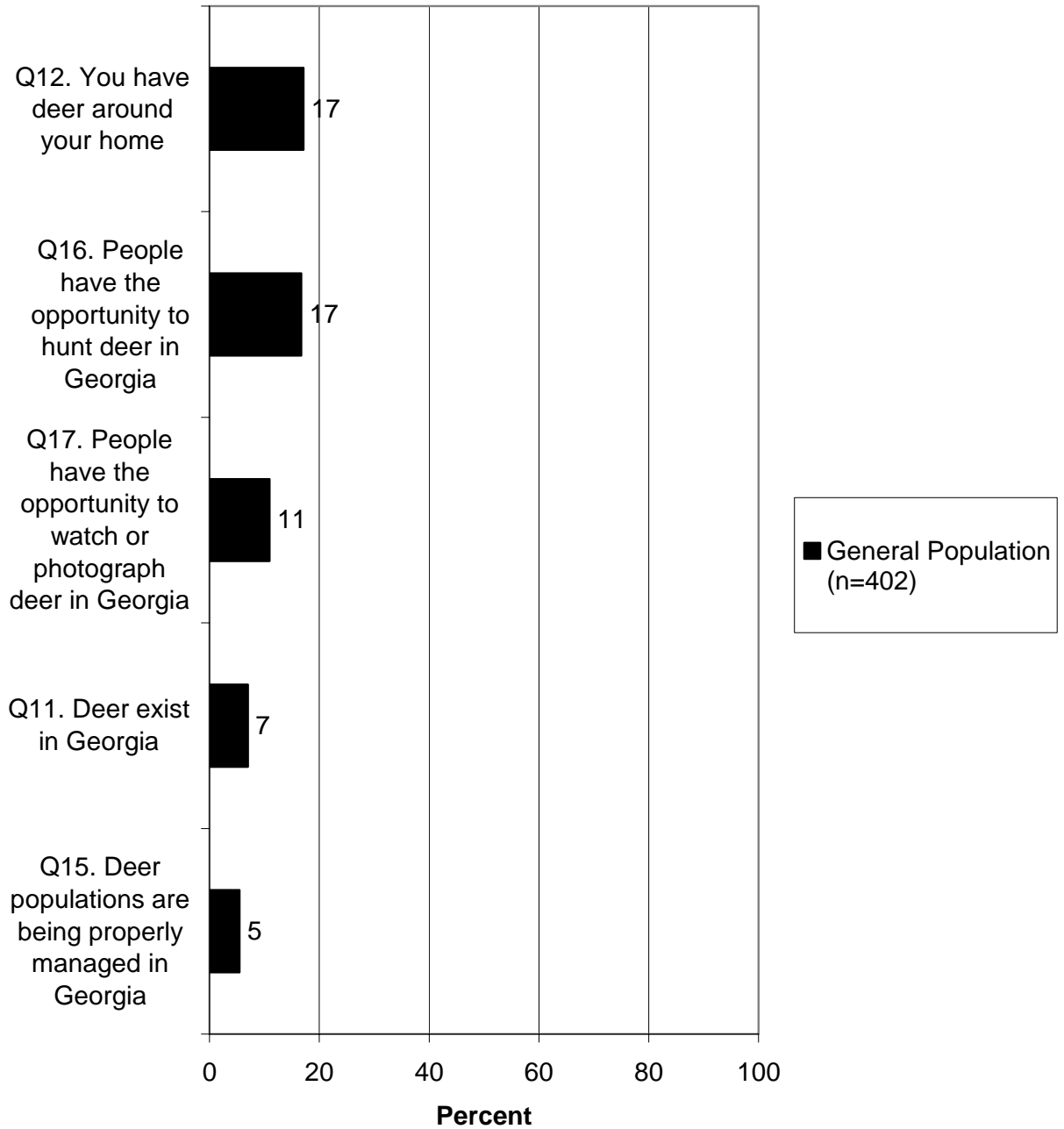
**Q11-12, 15-17. Percent who think the following are very or somewhat important.**



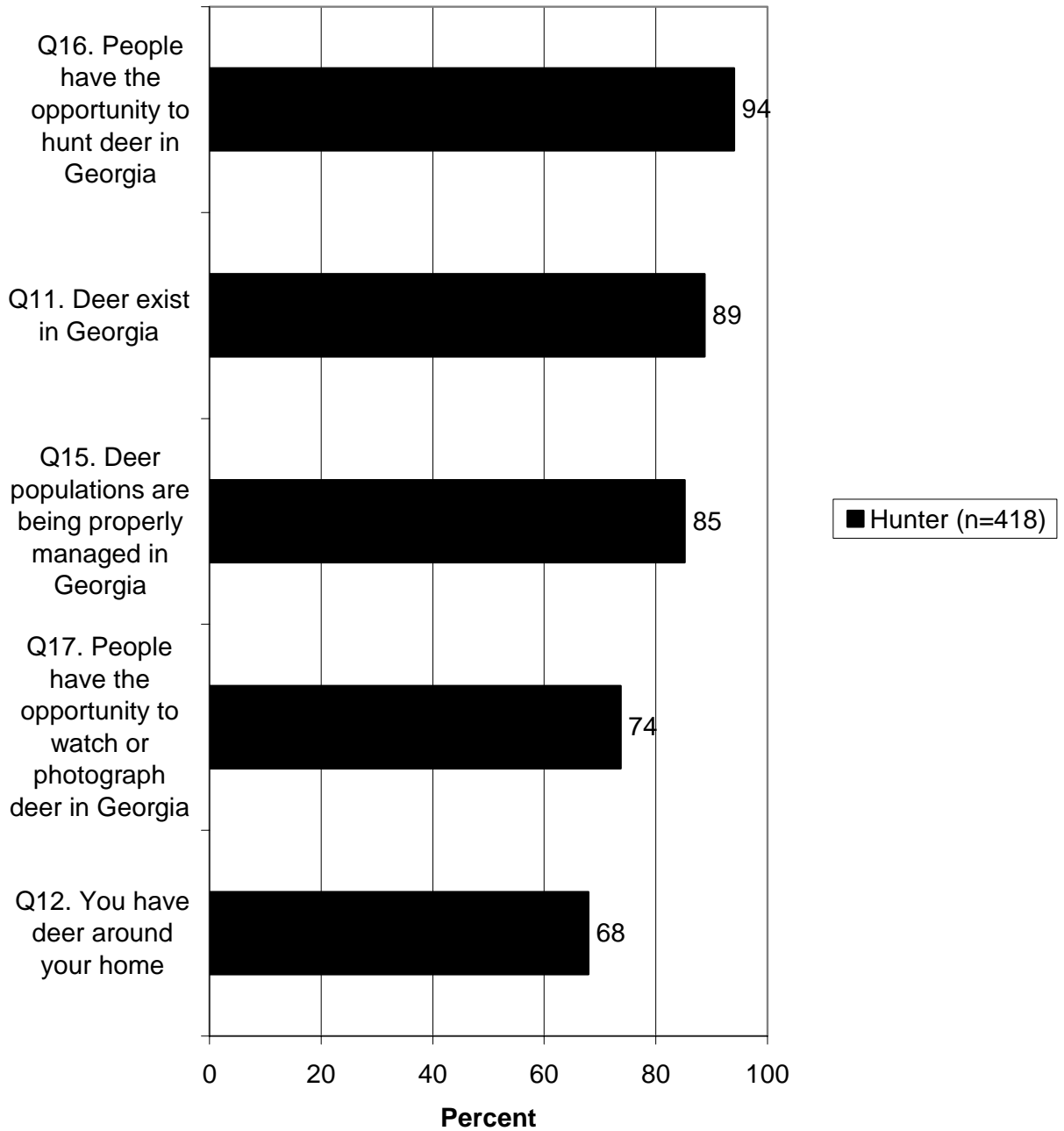
**Q11-12, 15-17. Percent who think the following are very unimportant.**



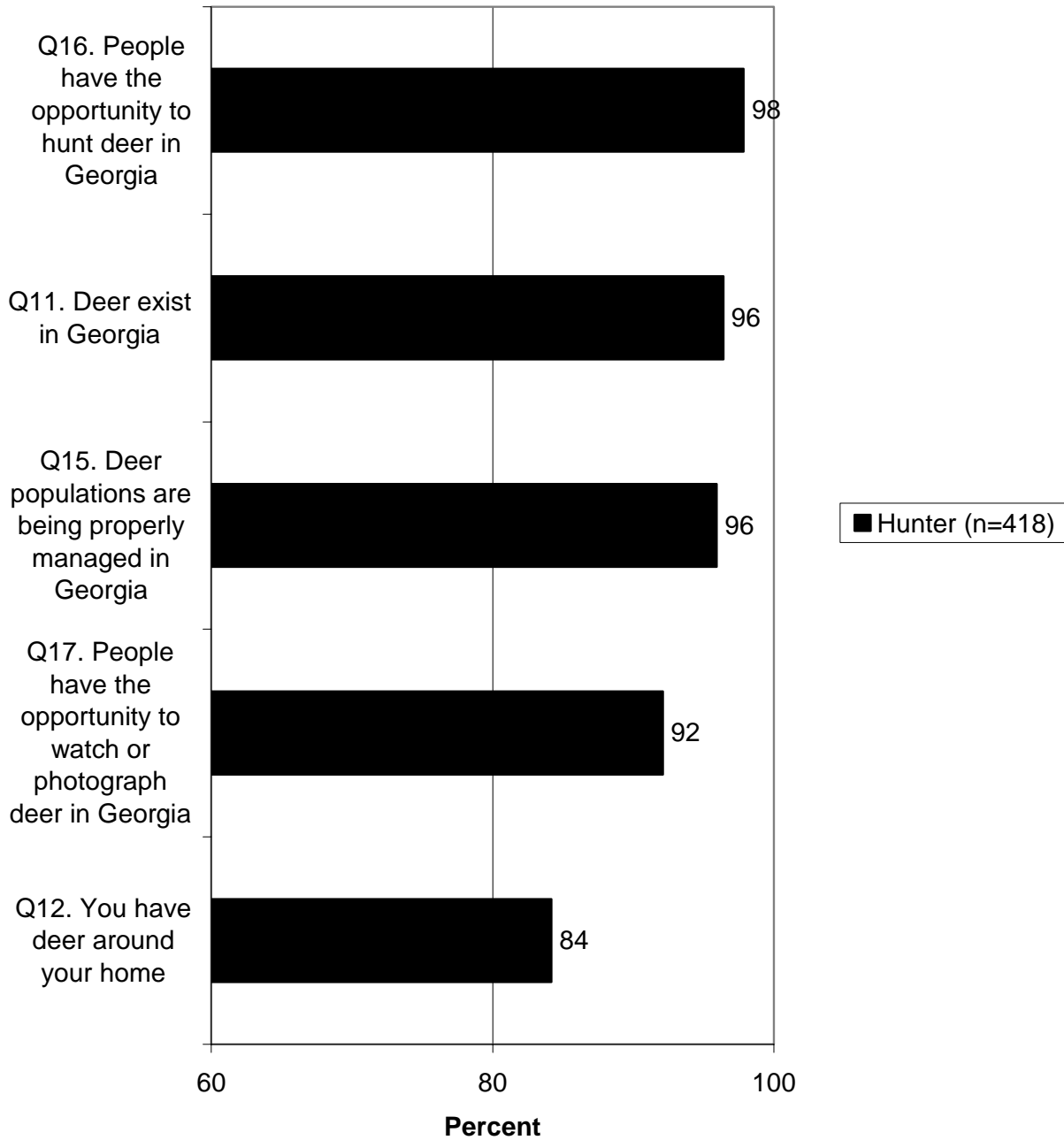
**Q11-12, 15-17. Percent who think the following are somewhat or very unimportant.**



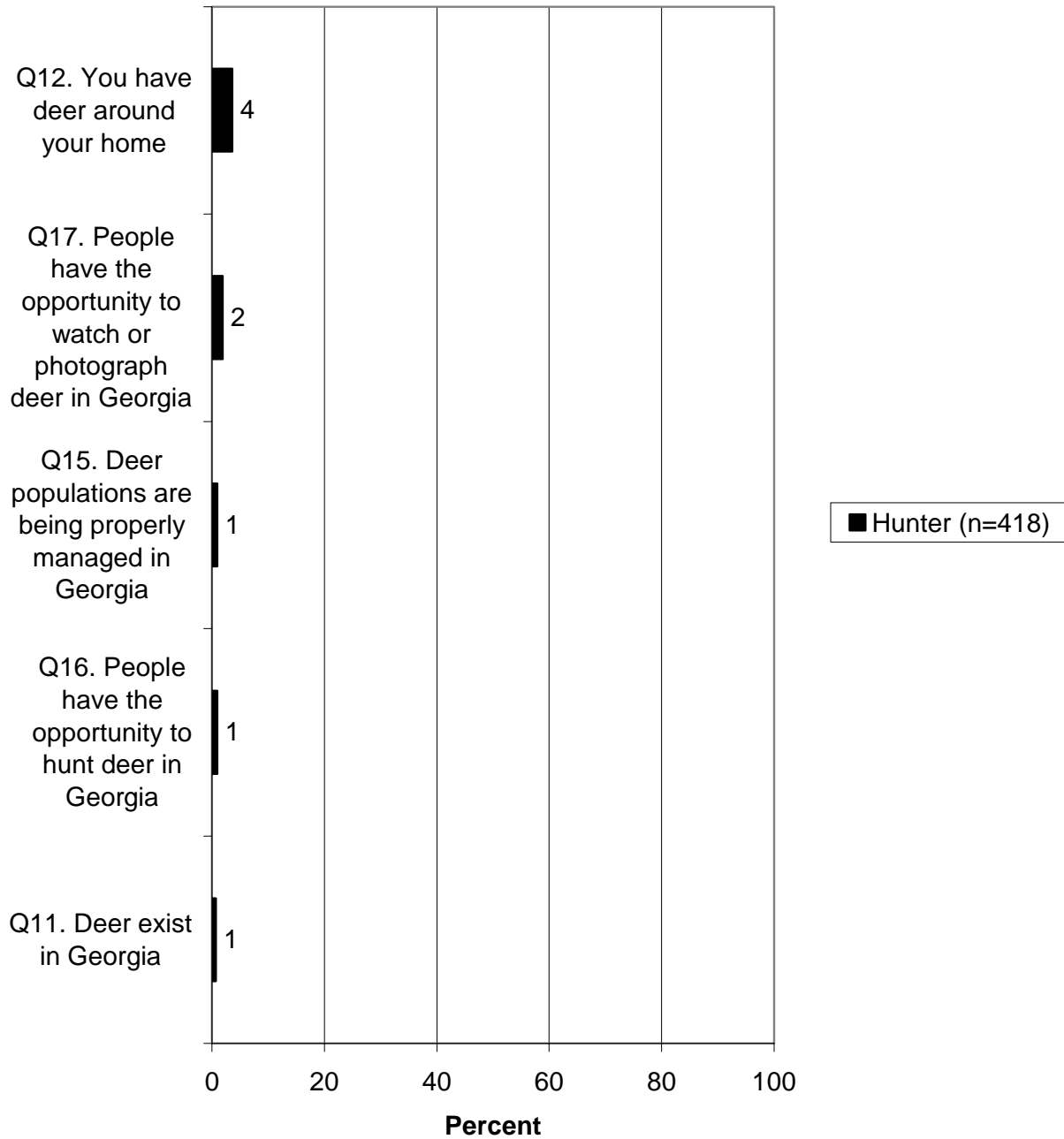
**Q11-12, 15-17. Percent who think the following are very important.**



**Q11-12, 15-17. Percent who think the following are very or somewhat important.**

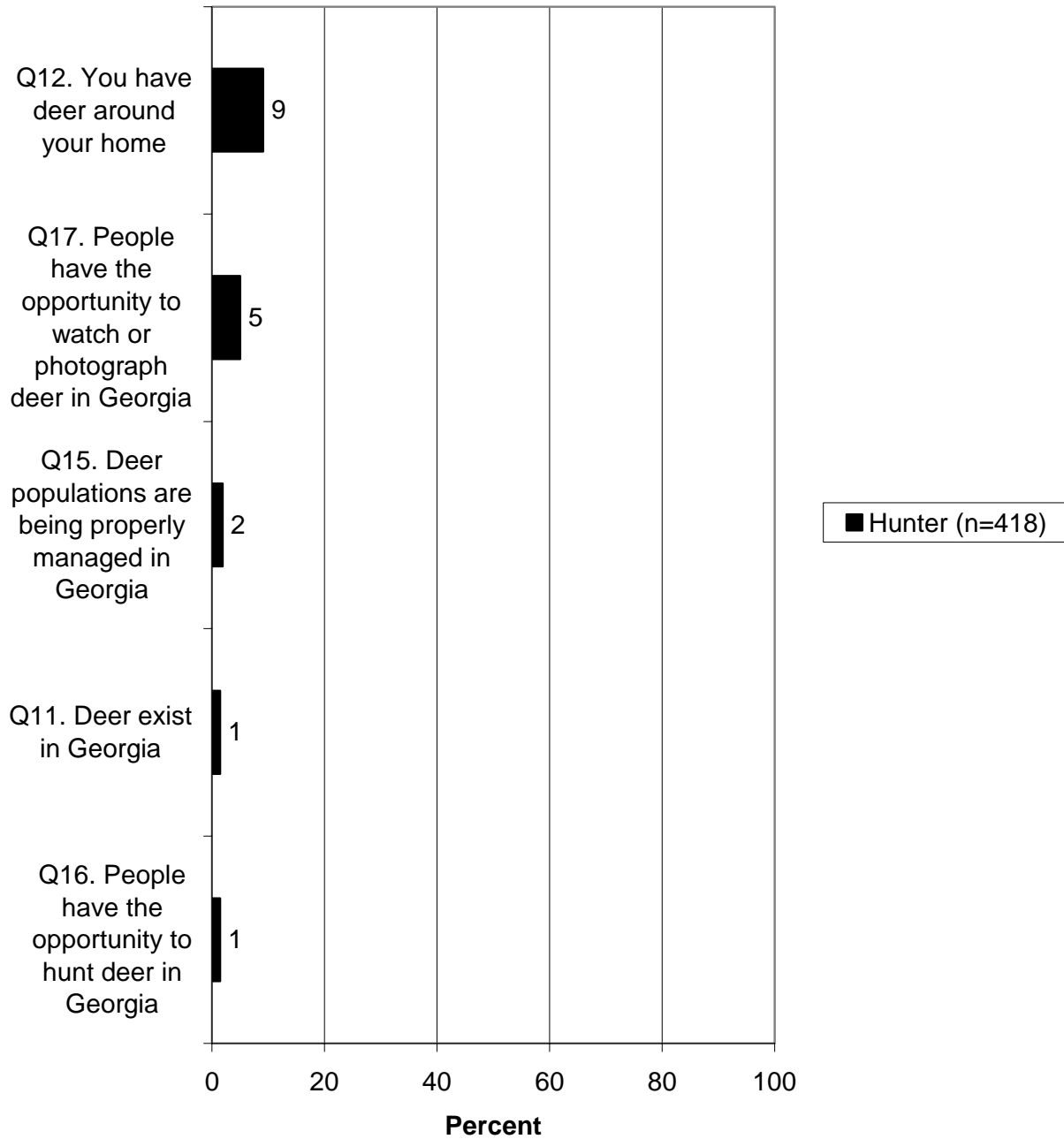


**Q11-12, 15-17. Percent who think the following are very unimportant.**

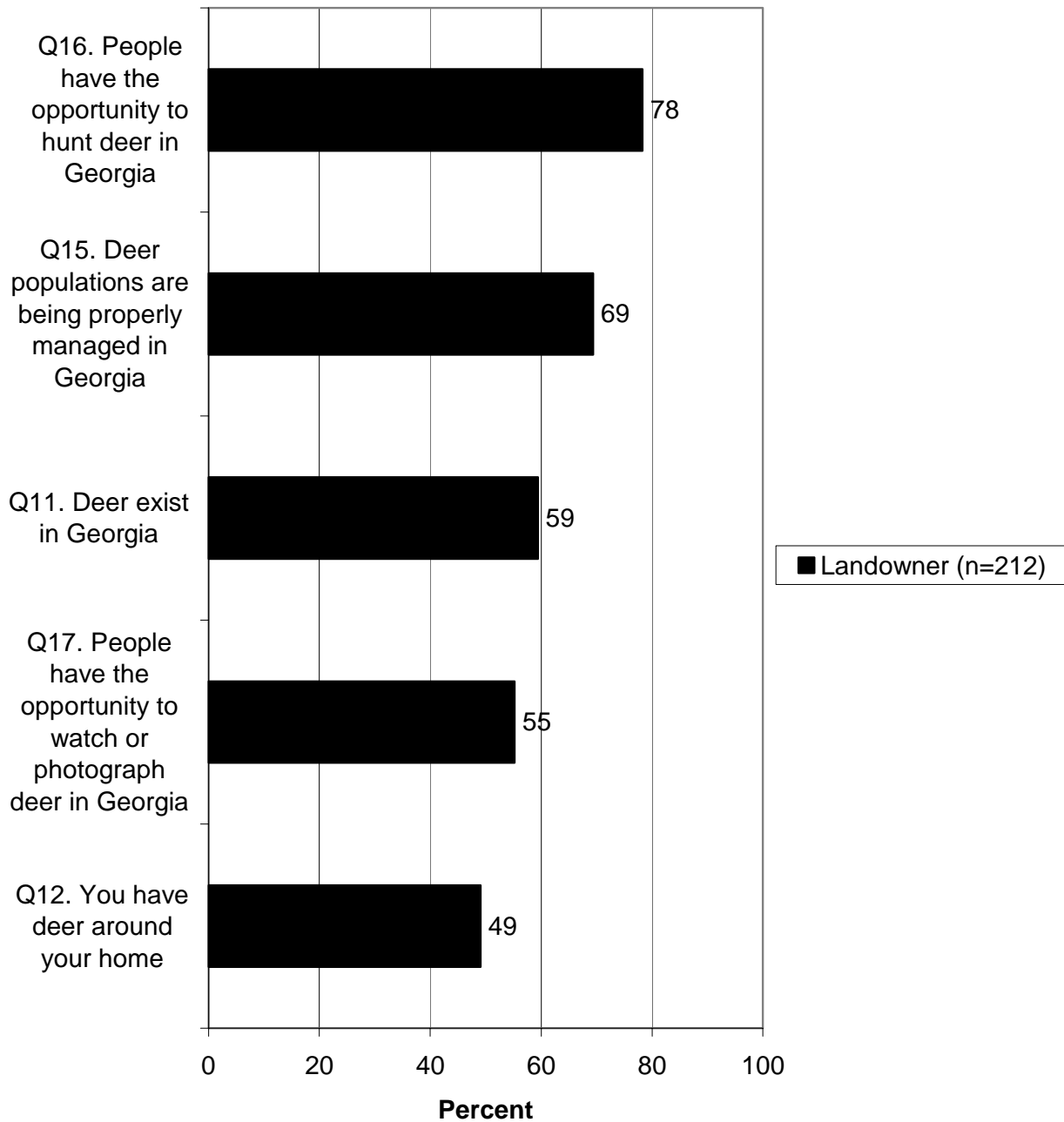




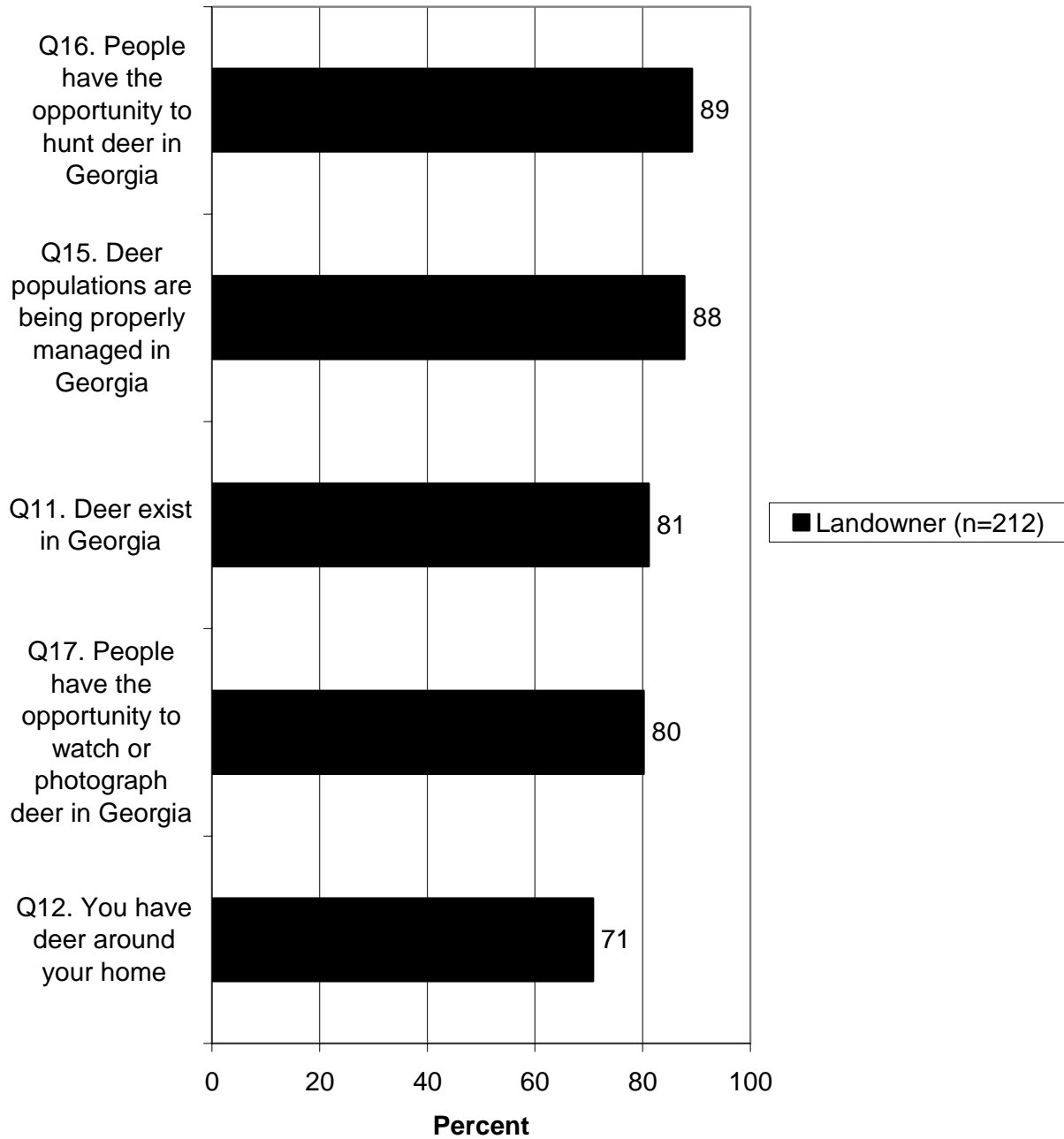
**Q11-12, 15-17. Percent who think the following are somewhat or very unimportant.**



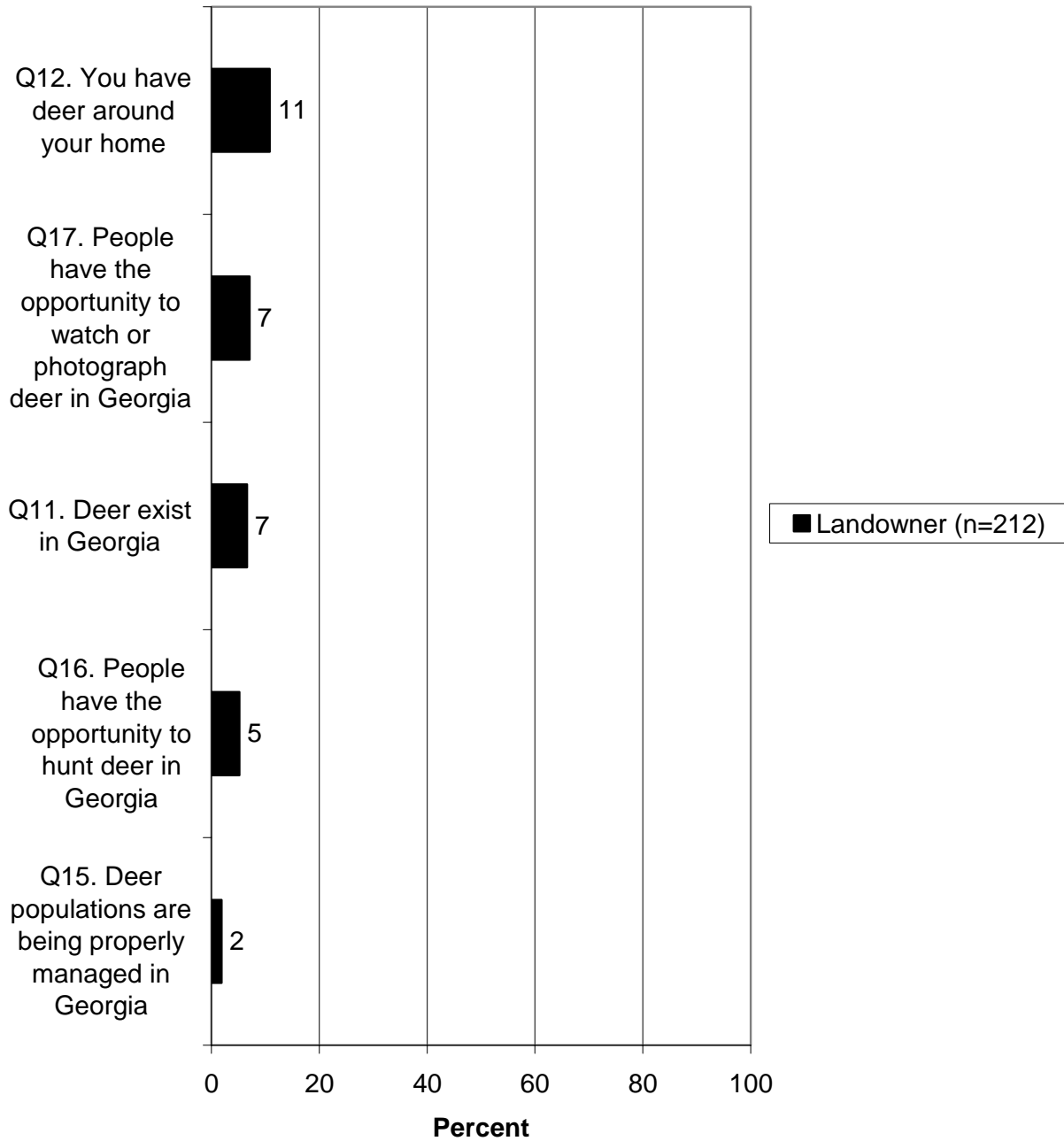
**Q11-12, 15-17. Percent who think the following are very important.**



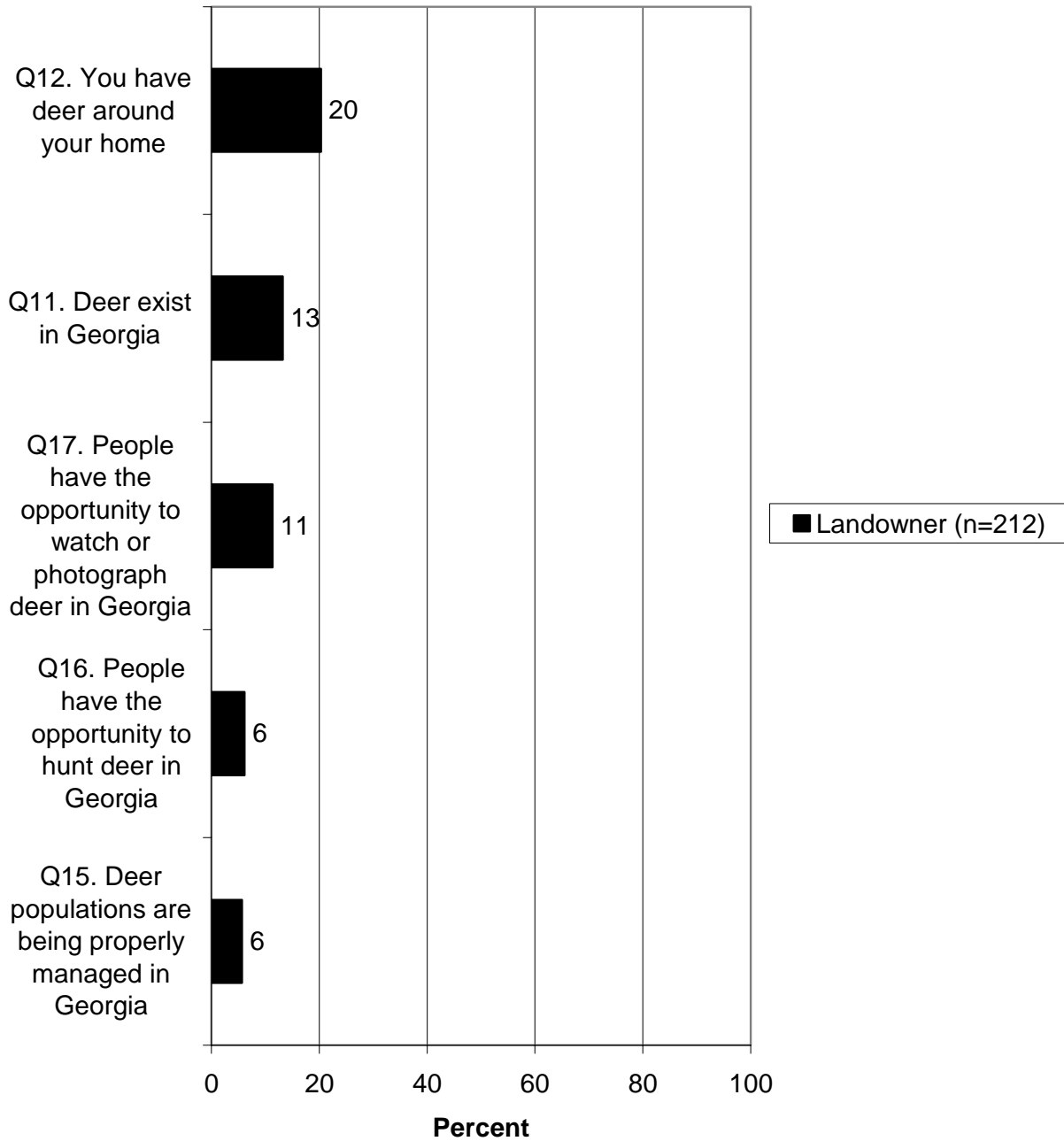
**Q11-12, 15-17. Percent who think the following are very or somewhat important.**



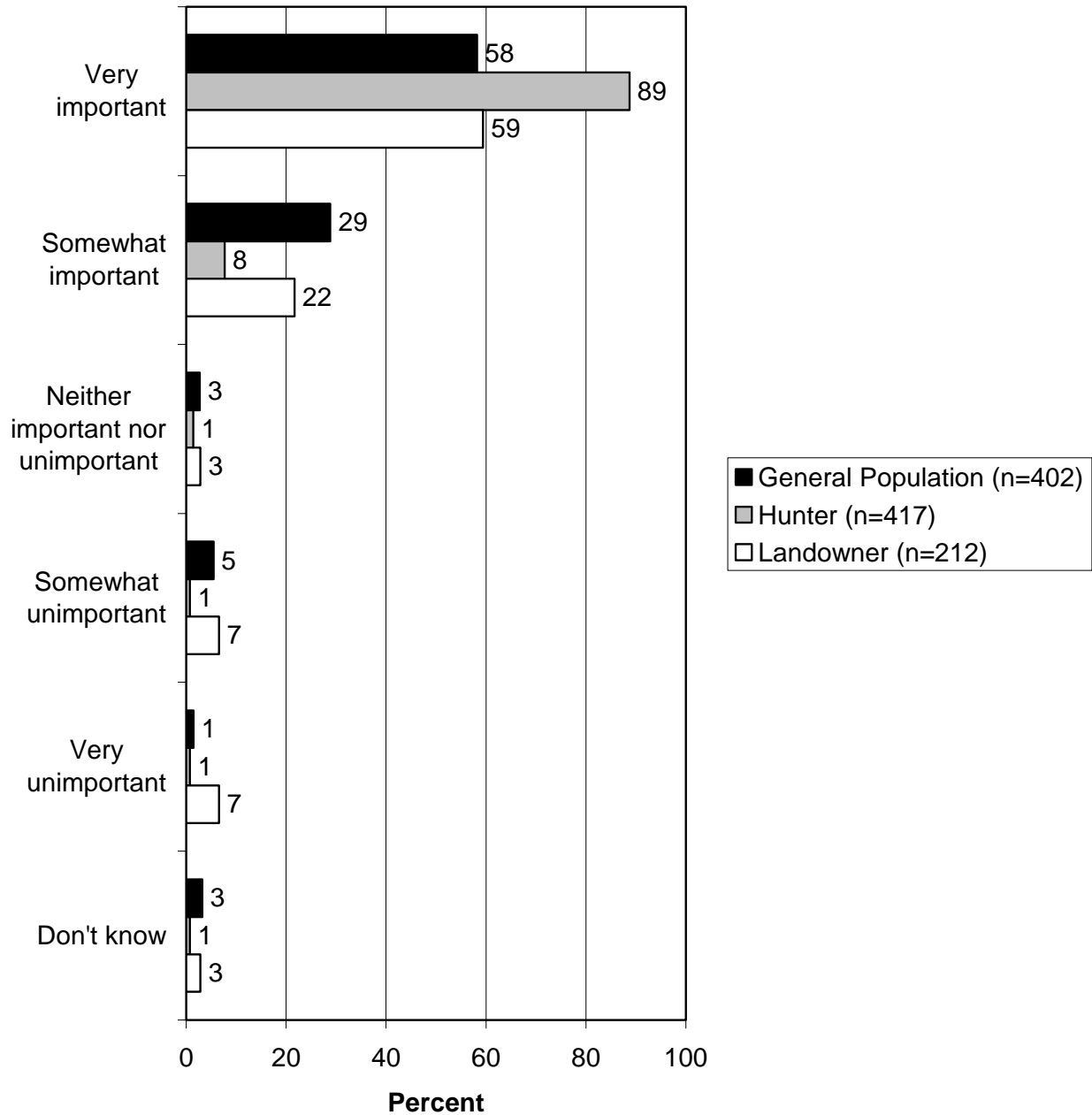
**Q11-12, 15-17. Percent who think the following are very unimportant.**



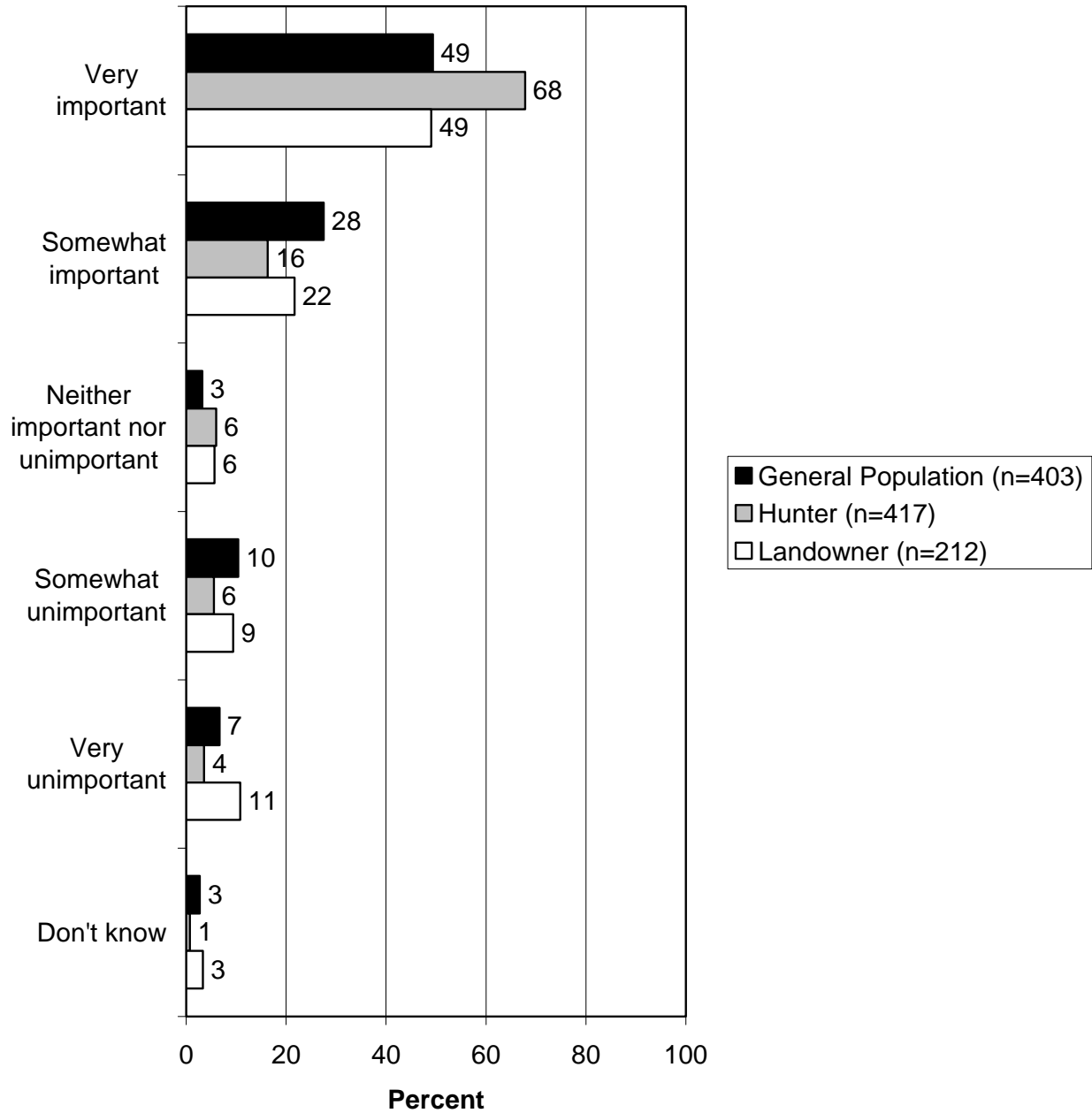
**Q11-12, 15-17. Percent who think the following are somewhat or very unimportant.**



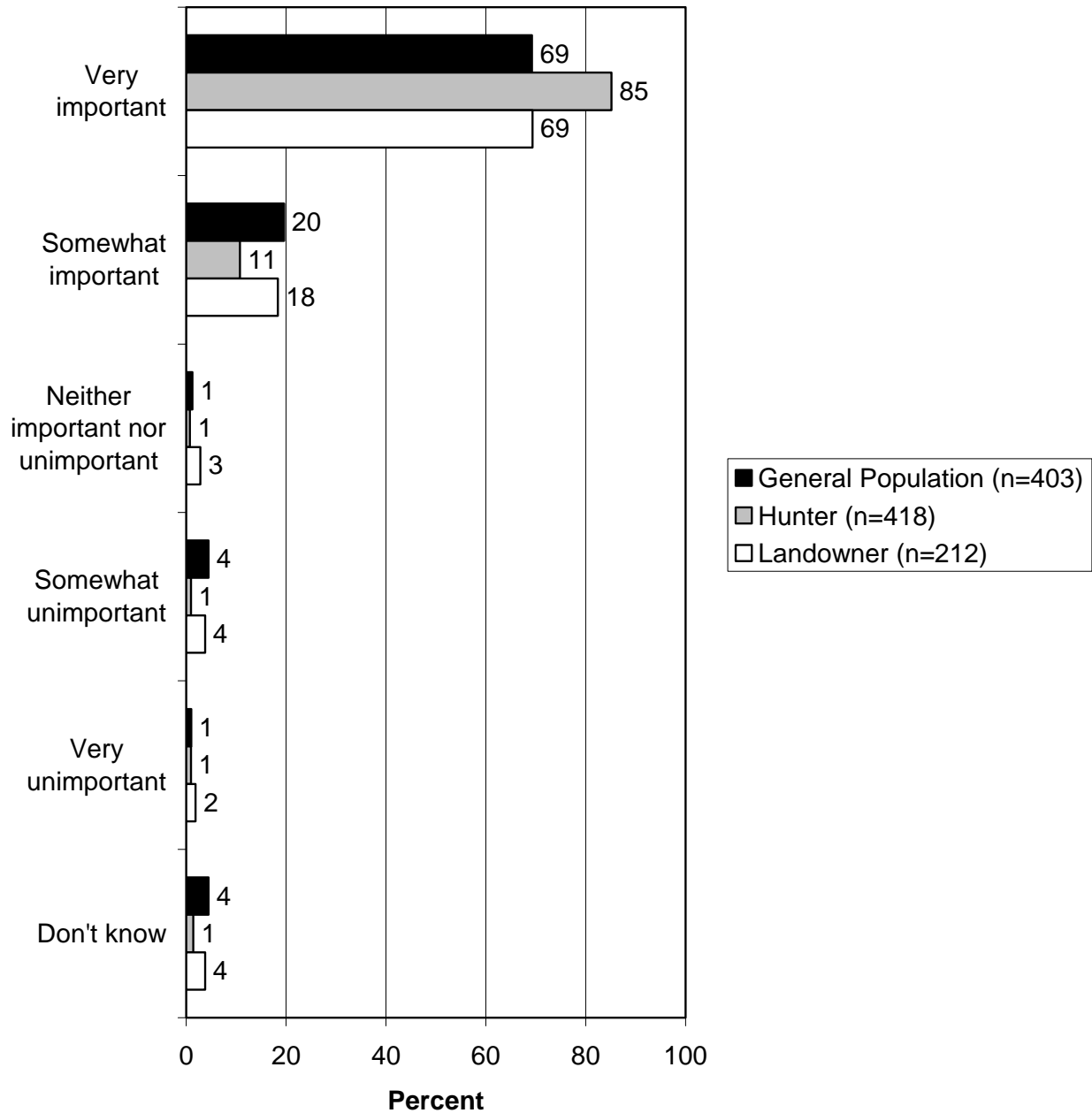
**Q11. Is it important or unimportant to you to know that deer exist in Georgia?**



**Q12. Is it important or unimportant to you to know that you have deer around your home?**

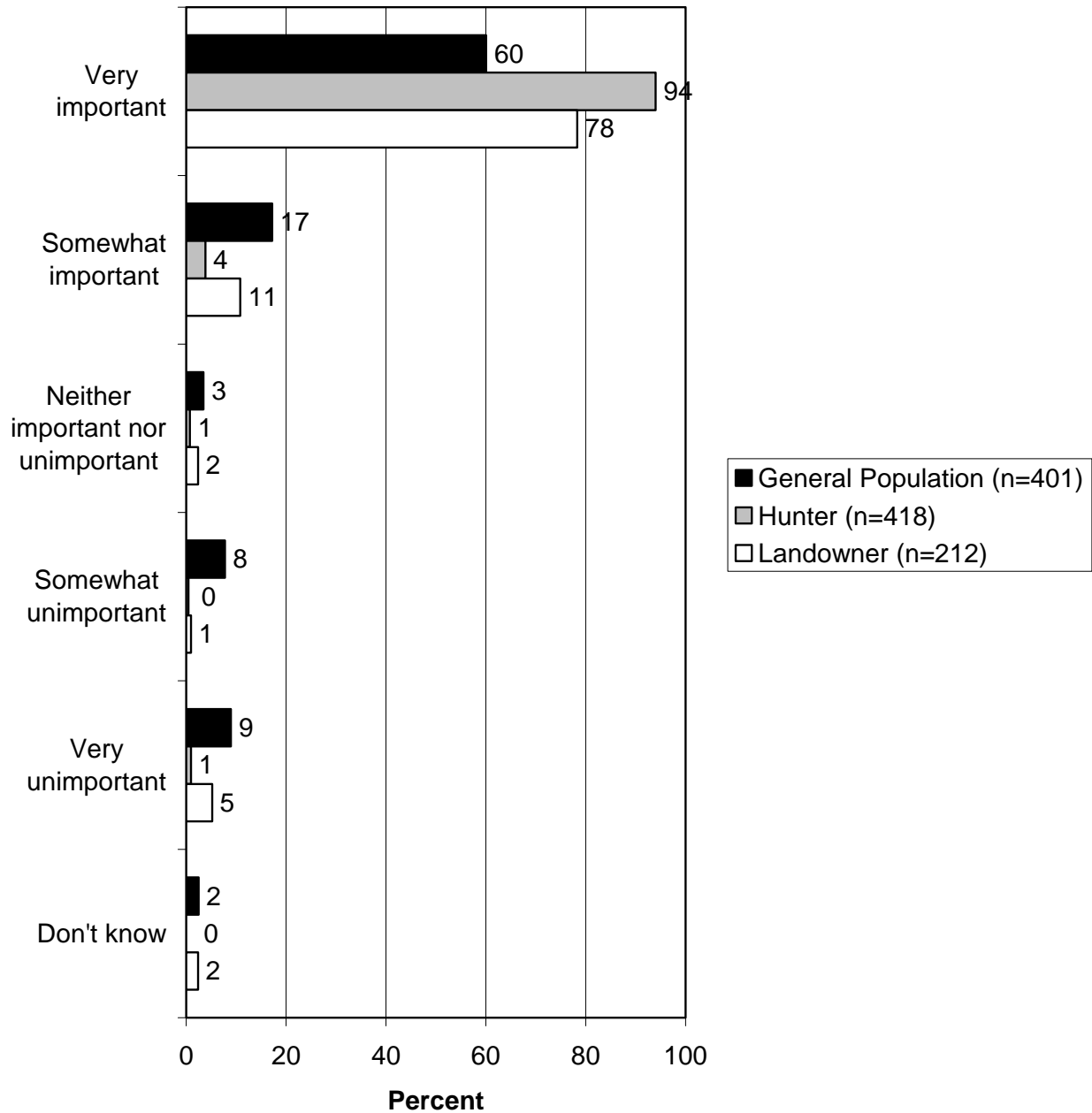


**Q15. Is it important or unimportant to you to know that deer populations are being properly managed in Georgia?**

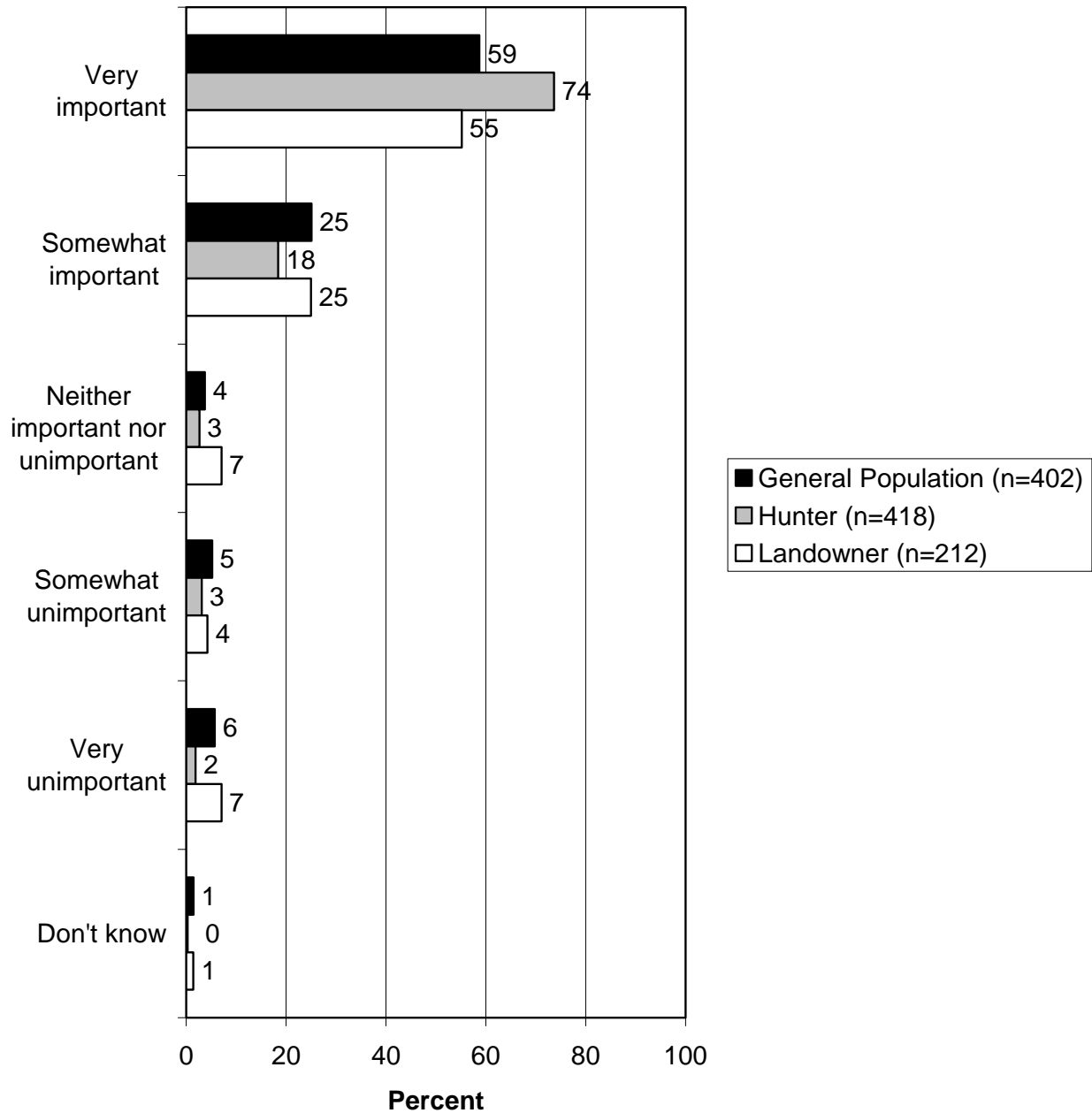




**Q16. Is it important or unimportant to you to know that people have the opportunity to hunt deer in Georgia?**



**Q17. Is it important or unimportant to you to know that people have the opportunity to watch or photograph deer in Georgia?**



## **OPINIONS ON DEER MANAGEMENT IN GEORGIA**

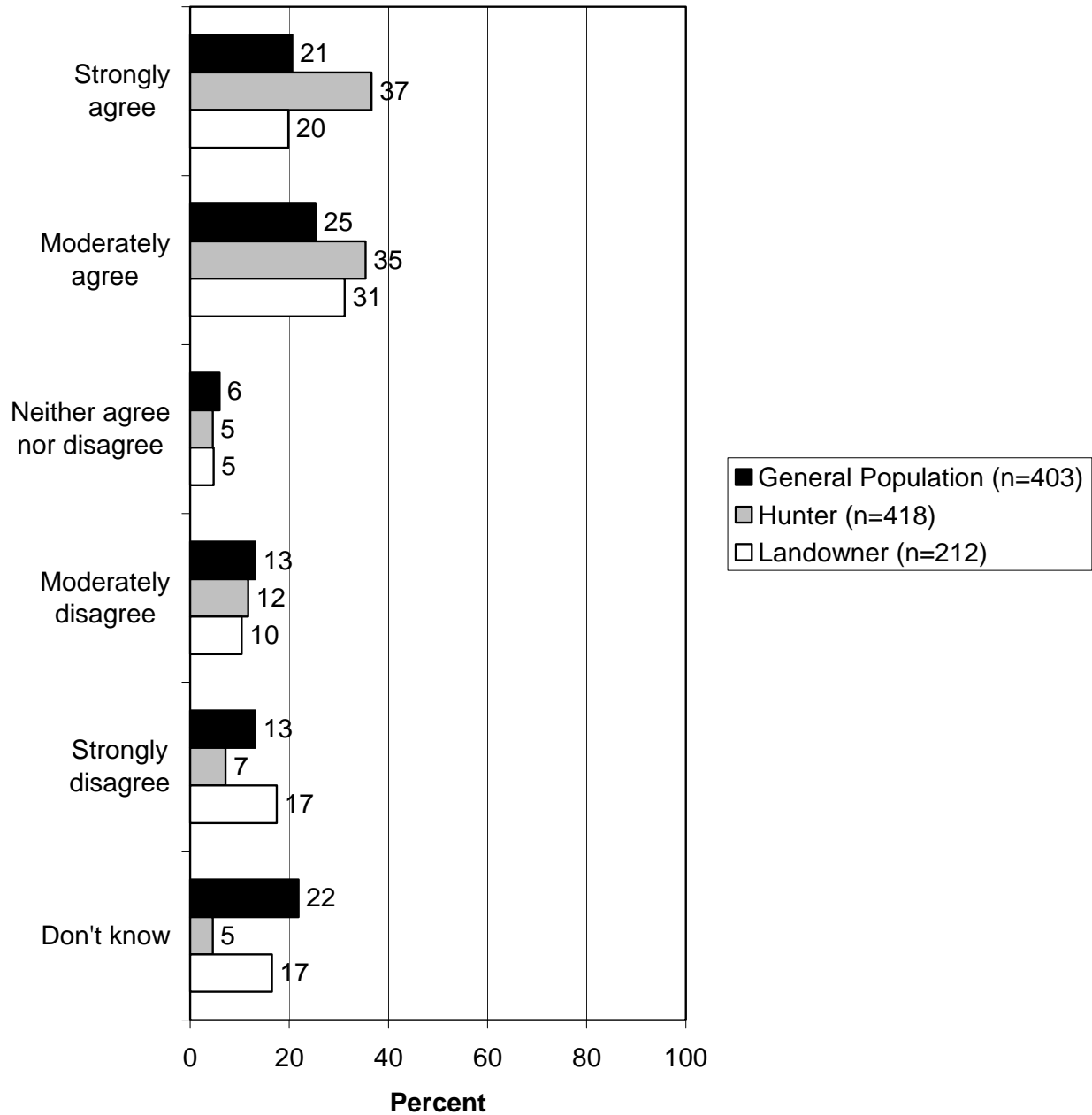
### **GENERAL OPINIONS ON DEER MANAGEMENT IN GEORGIA**

- Agreement was much higher than disagreement that deer are properly managed in Georgia; nonetheless, there were substantial percentages in disagreement.
  - 46% of the general population agreed; 26% disagreed.
  - 72% of hunters agreed; 19% disagreed.
  - 51% of landowners agreed; 27% disagreed.
  
- Agreement exceeded disagreement that landowners properly manage deer on their land in Georgia; however, the agreement for this was not as high as for the above question that deer are properly managed in Georgia.
  - 38% of the general population agreed; 24% disagreed.
  - 46% of hunters agreed; 31% disagreed.
  - 46% of landowners agreed; 25% disagreed.
  
- Respondents place a high value on deer management: overwhelming majorities of the general population (89%), hunters (96%), and landowners (88%) said knowing that deer populations are being properly managed in Georgia is very or somewhat important to them. (This graph is shown in the section of the report titled, “Opinions on and Values Associated with Deer.”) Furthermore, a large majority of deer hunters (71%) indicated that they would support an increase in deer hunting license fees if they knew that the money would be used for deer management. The support for an increase in license fees evaporates when the money would *not* be used for deer management: 85% oppose an increase in fees if the money would not be used for deer management.
  
- When asked if they support or oppose controlling deer in urban and suburban areas, large majorities of all three groups support doing so (79% of the general population, 89% of hunters, and 86% of landowners). There is not wide agreement on the method for controlling deer in these areas, however: substantial percentages advocate some form of hunting, but sizable percentages favor trapping and relocation.

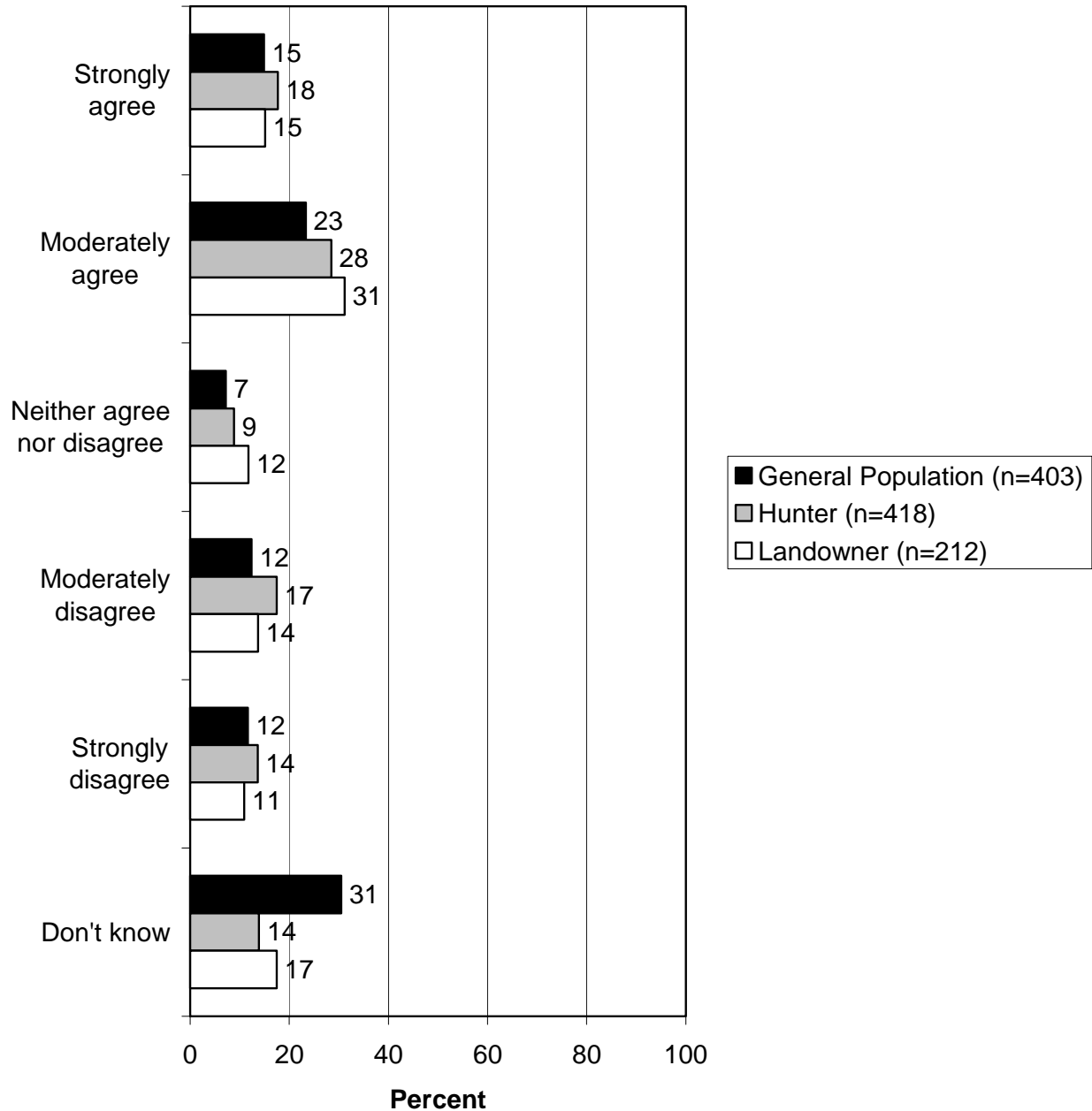
- In general, the GDNR received positive ratings, with large majorities of all three groups rating the performance of the GDNR as excellent or good. When asked specifically to rate the GDNR's Deer Management Program, the ratings are again positive, with excellent and good ratings far exceeding fair and poor ratings; however, the ratings of the Deer Management Program were not quite as high as the performance of the GDNR overall. Also, an overwhelming majority of deer hunters are satisfied with how well the GDNR incorporates hunters' wants and needs into the management of the state's deer population (this graph is shown in the section of the report titled, "Opinions on Deer Hunting in Georgia"). Finally, a majority of owners of tracts of at least 20 acres said the GDNR does excellent or good at incorporating landowners' wants and needs into the state's deer management.
  - 69% of the general population, 81% of hunters, and 73% of landowners gave an excellent or good rating regarding the overall performance of the GDNR.
  - The poor rating of the overall performance of the GDNR was consistently low: no more than 3% of any group gave a poor rating.
  - Regarding specifically the Deer Management Program, the percentages rating excellent or good exceeded the percentages rating it fair or poor:
    - Among the general population, 46% rated it excellent or good, and 19% rated it fair or poor.
    - Among hunters, 75% rated it excellent or good, and 17% rated it fair or poor.
    - Among landowners, 61% rated it excellent or good, and 19% rated it fair or poor.
  - 82% of hunters are satisfied with how well the GDNR incorporates hunters' wants and needs into the management of the state's deer population.
  - 51% of landowners gave an excellent or good rating for how well the GDNR incorporates landowners' wants and needs into deer management, which far exceeds the 18% who gave a fair or poor rating.
  
- Despite the positive ratings of the GDNR, respondents more often think the GDNR should provide more, rather than less, deer management assistance to private landowners.

- Respondents' perceived knowledge levels of the GDNR's Deer Management Program are fairly widely distributed, with hunters claiming the most knowledge, followed by landowners, then the general population.
  - Among the general population, 29% know a great deal or moderate amount, 42% know a little, and 26% know nothing.
  - Among hunters, 66% know a great deal or moderate amount, 29% know a little, and 4% know nothing.
  - Among landowners, 46% know a great deal or moderate amount, 34% know a little, and 17% know nothing.

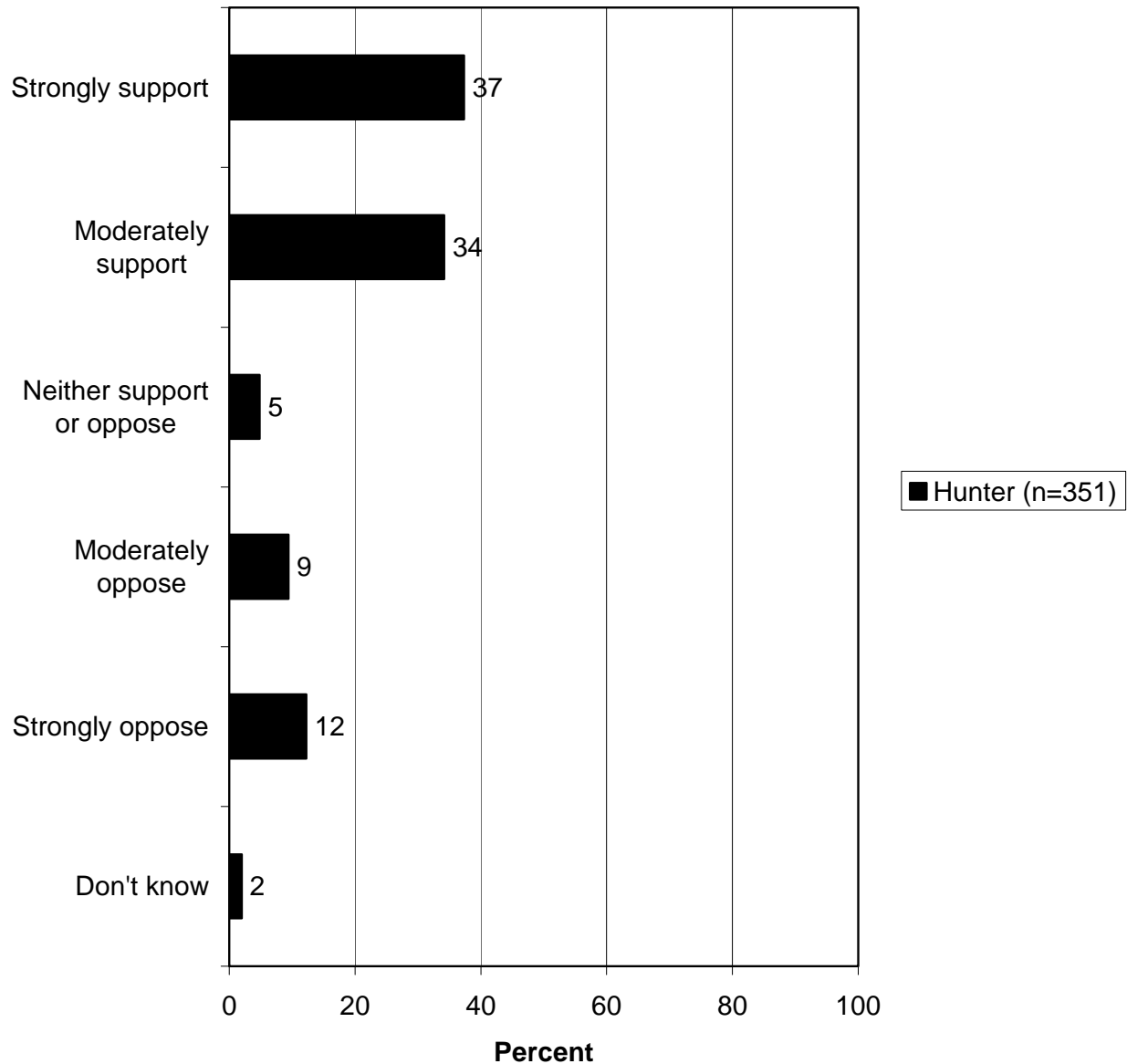
**Q13. Do you agree or disagree that deer are properly managed in Georgia?**



**Q14. Do you agree or disagree that landowners properly manage deer on their land in Georgia?**

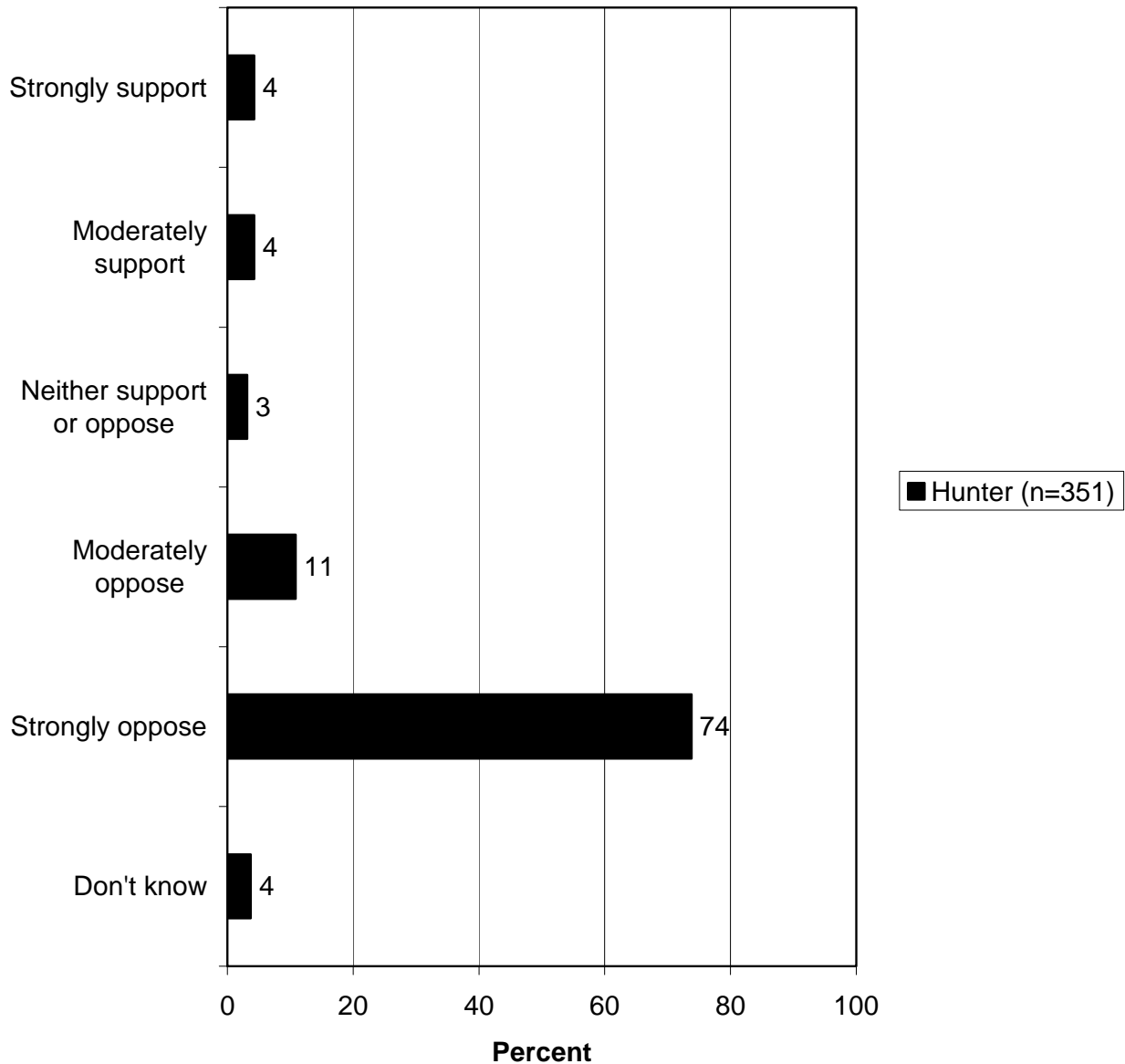


**Q74. Do you support or oppose an increase in deer hunting license fees if you knew that the money would be used for deer management activities? (Asked of hunters who hunted deer in the past 2 years.)**

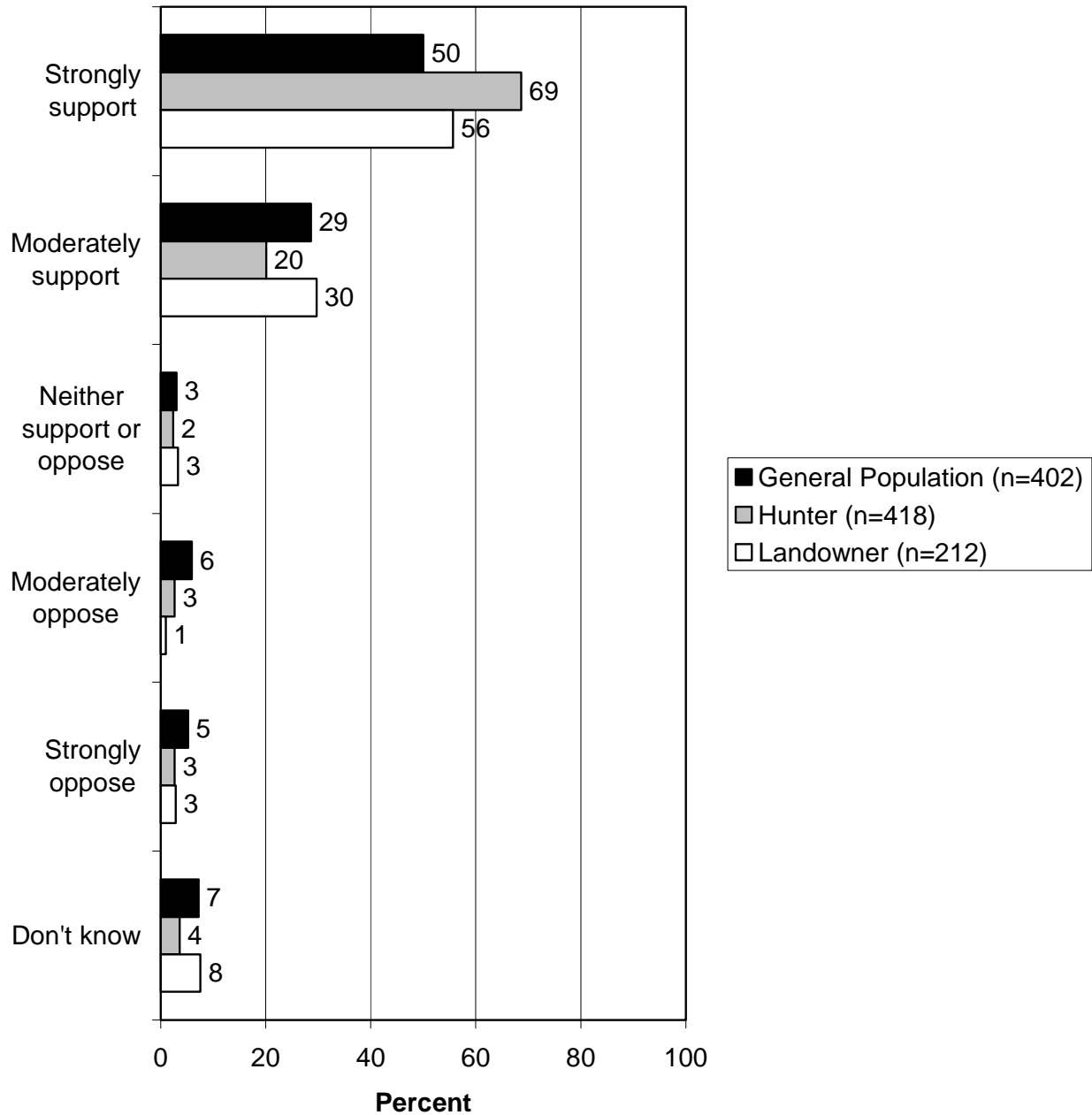




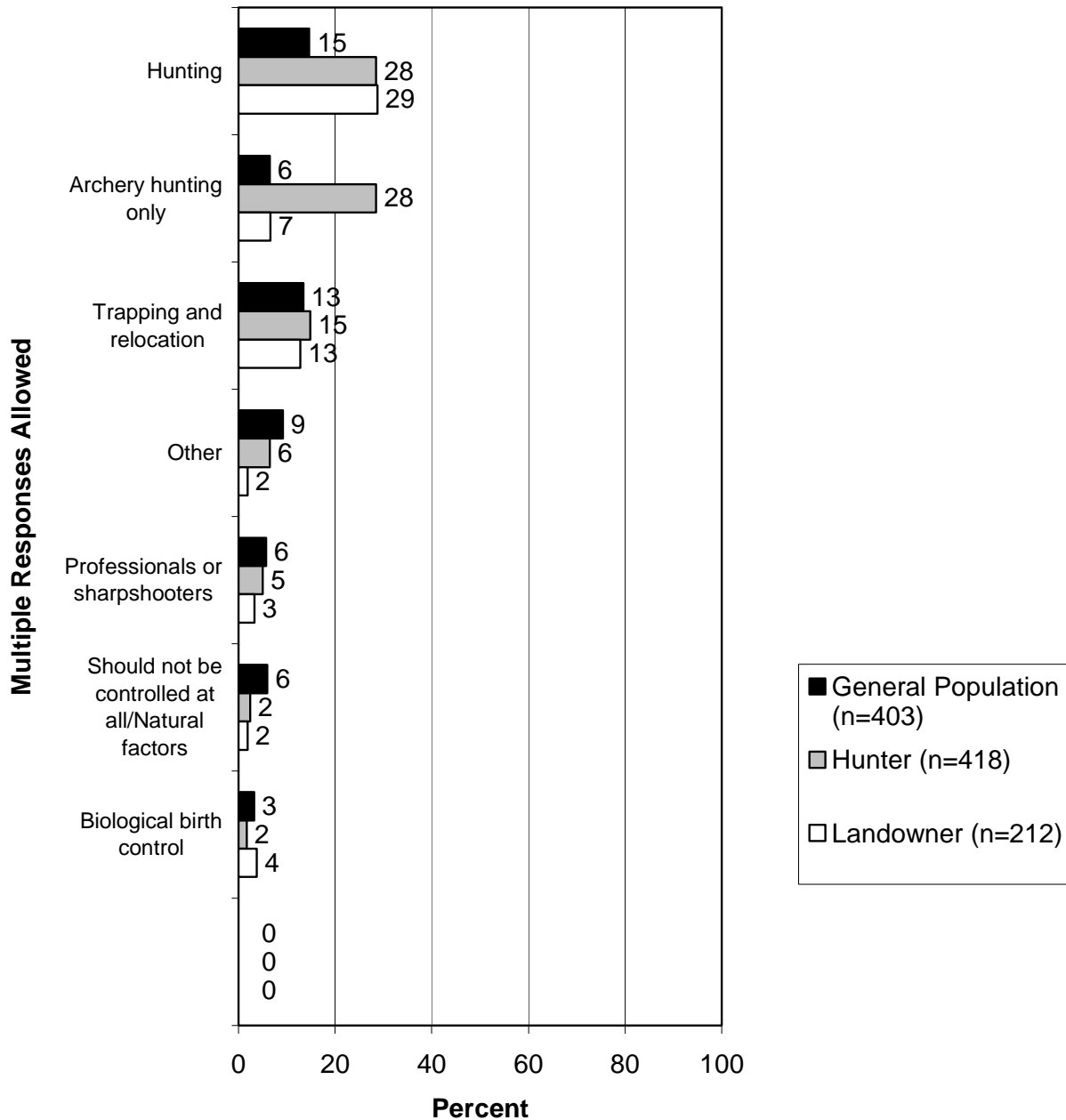
**Q75. Do you support or oppose an increase in deer hunting license fees if you knew that the money would not be used for deer management activities? (Asked of hunters who hunted deer in the past 2 years.)**



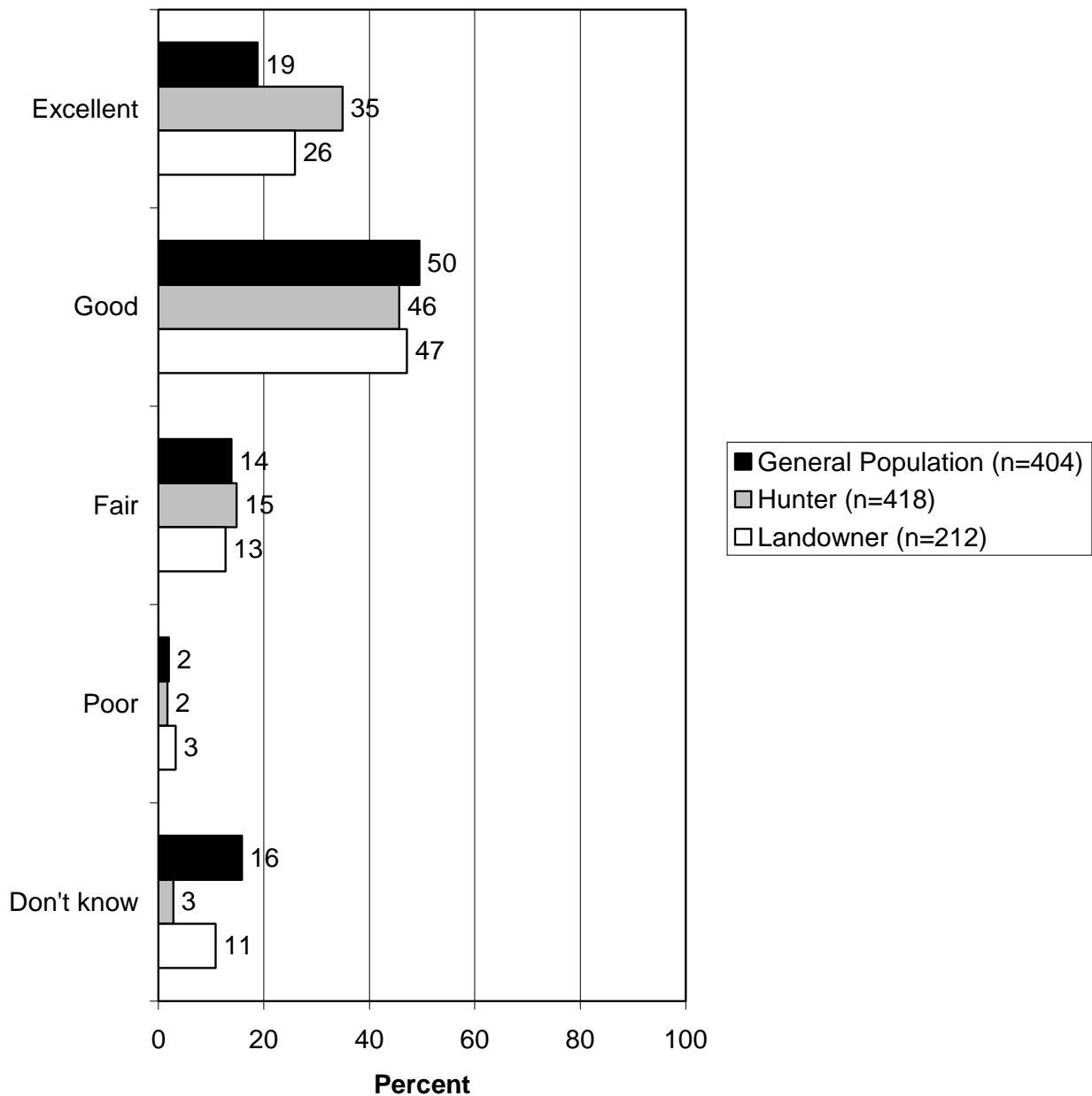
**Q140. Do you support or oppose controlling deer in urban and suburban areas?**



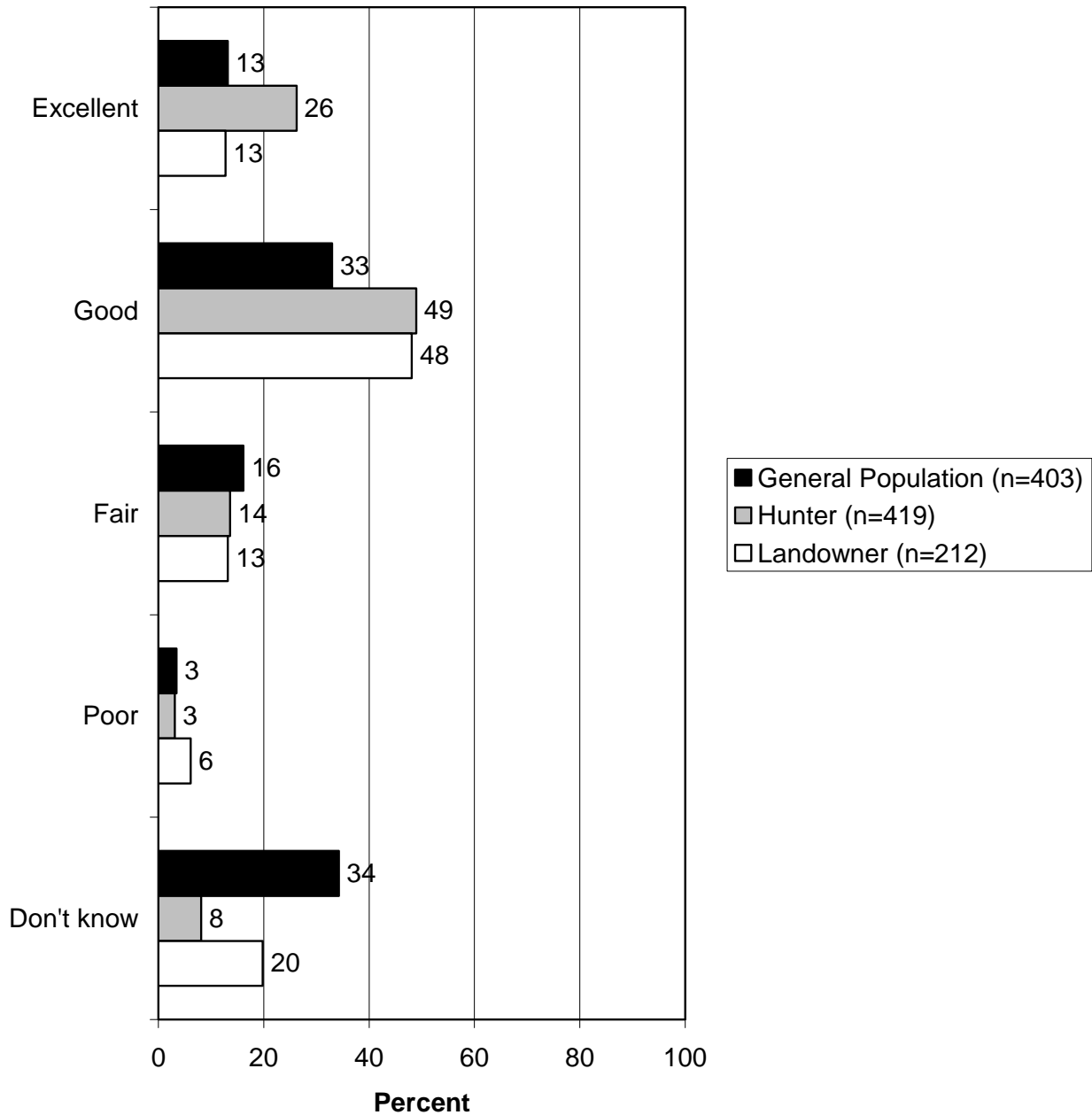
**Q142. How do you think deer should be controlled in urban and suburban areas?**



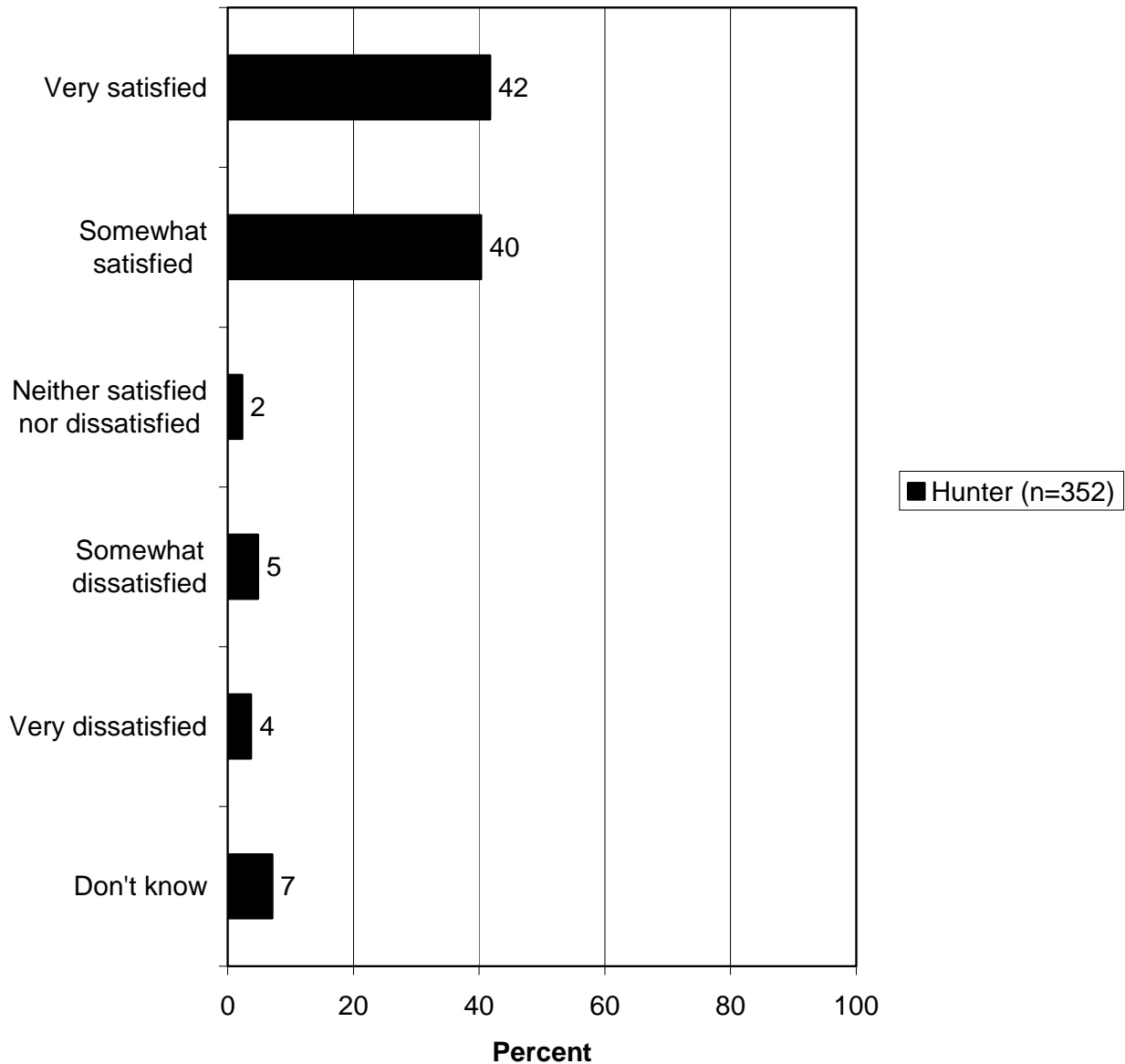
**Q18. In general, how would you rate the performance of the Georgia Department of Natural Resources, Wildlife Resources Division? Would you say they do an excellent, good, fair, or poor job?**



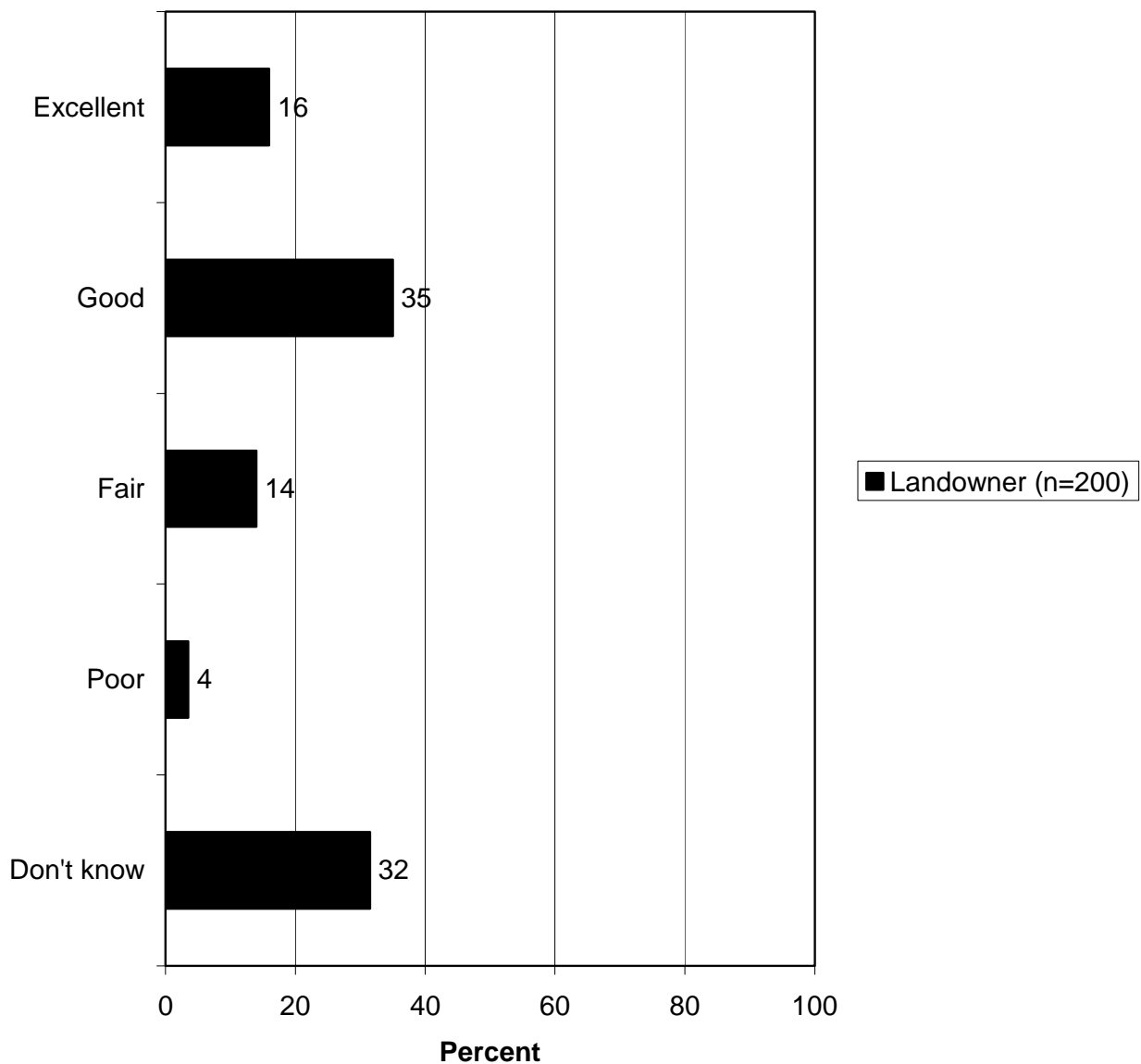
**Q20. Would you rate the Georgia DNR's Deer Management Program as excellent, good, fair, or poor?**



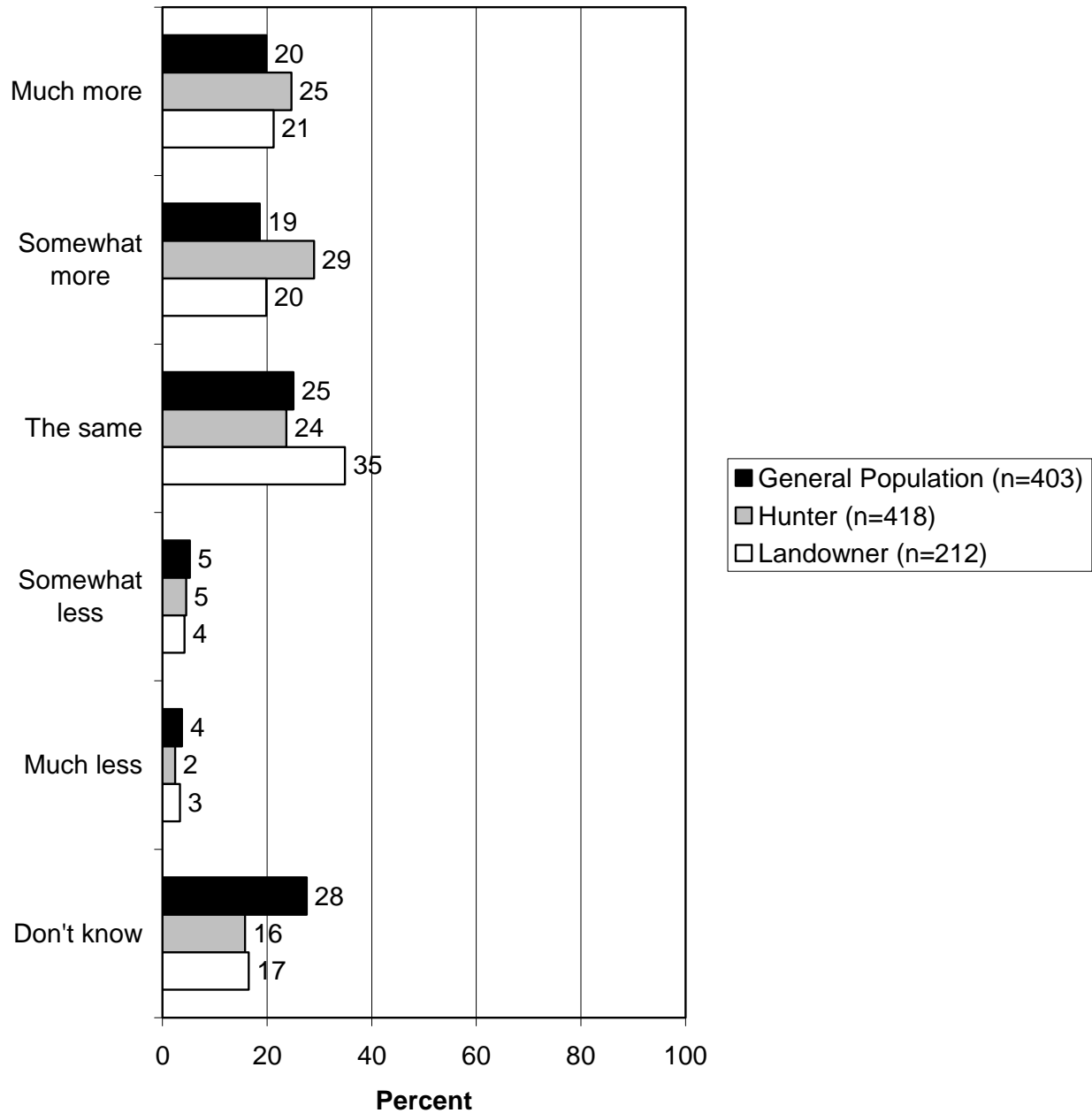
**Q85. In general, are you satisfied or dissatisfied with how well the Georgia DNR incorporate hunters' wants and needs into the management of the state's deer population? (Asked of hunters who hunted deer in the past 2 years.)**



**Q125. In general, how well does the Georgia DNR incorporate landowners' wants and needs into the management of the state's deer population? Would you say they do an excellent, good, fair, or poor job? (Asked of Georgia landowners who own 100 acres or more and who own a tract of at least 20 acres.)**

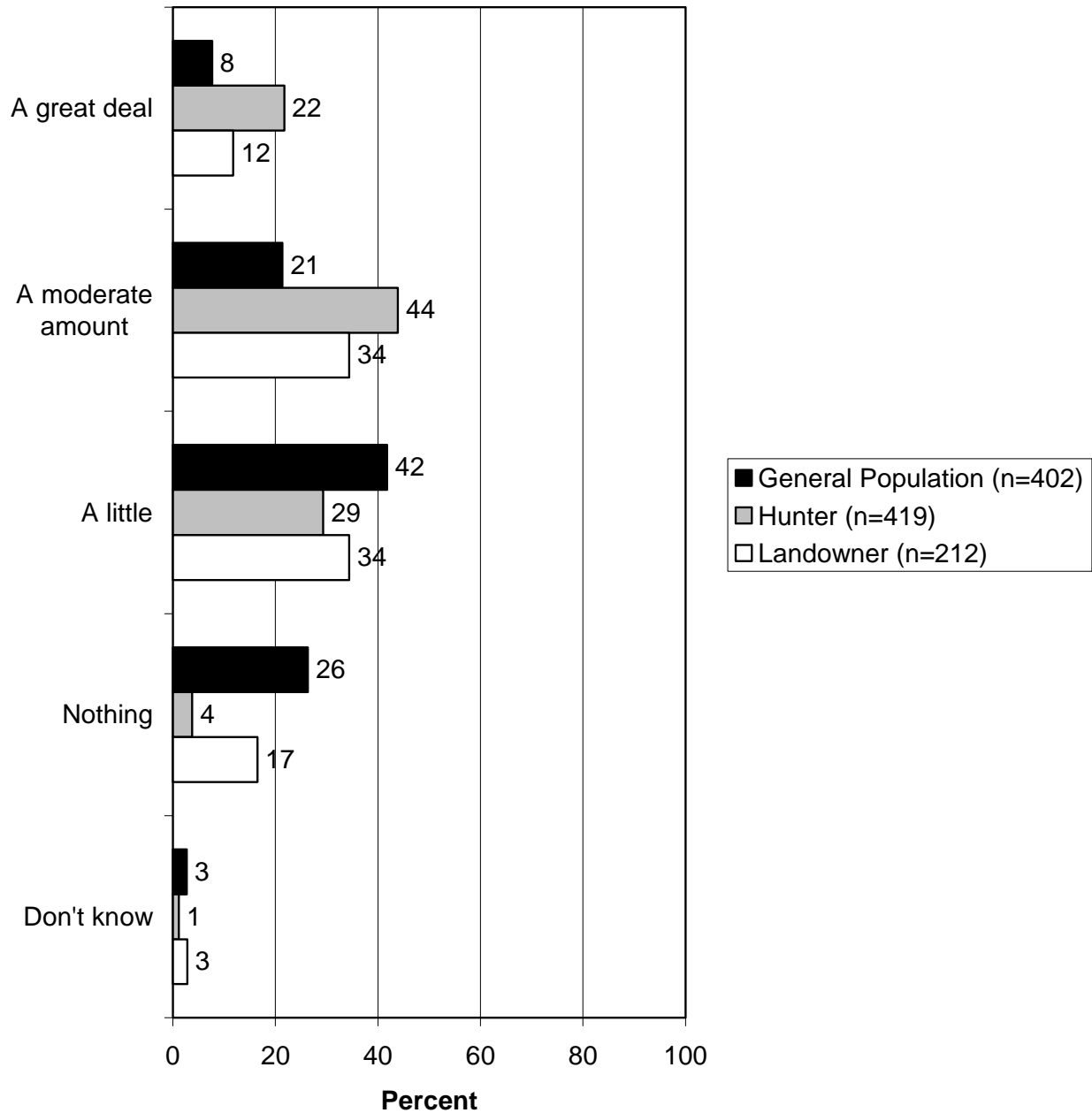


**Q162. Do you think the Georgia DNR should provide more, the same, or less assistance to private landowners to manage deer?**





**Q19. Would you say you know a great deal, a moderate amount, a little, or nothing about the Georgia DNR's Deer Management Program?**

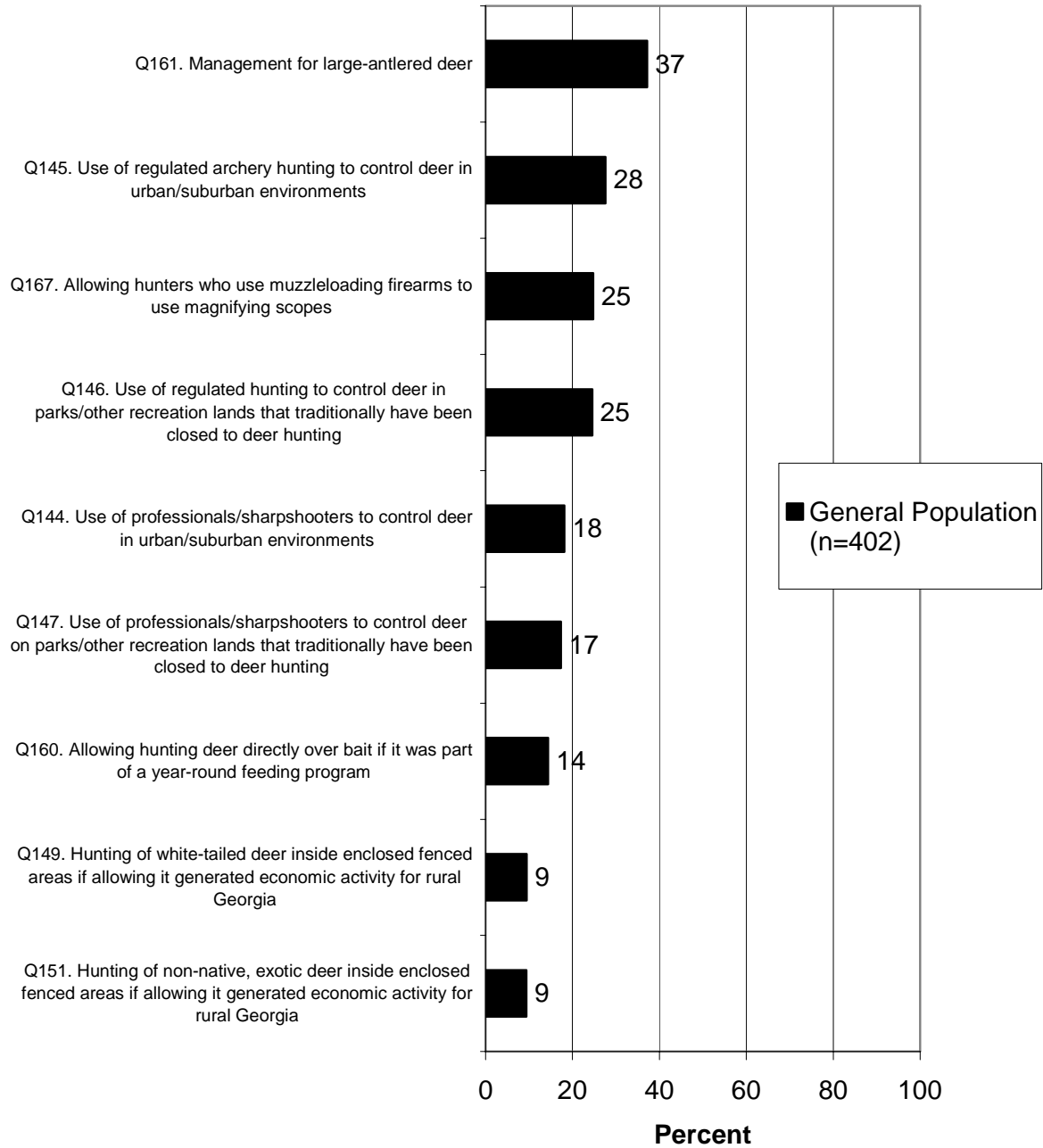


## **DEER MANAGEMENT STRATEGIES**

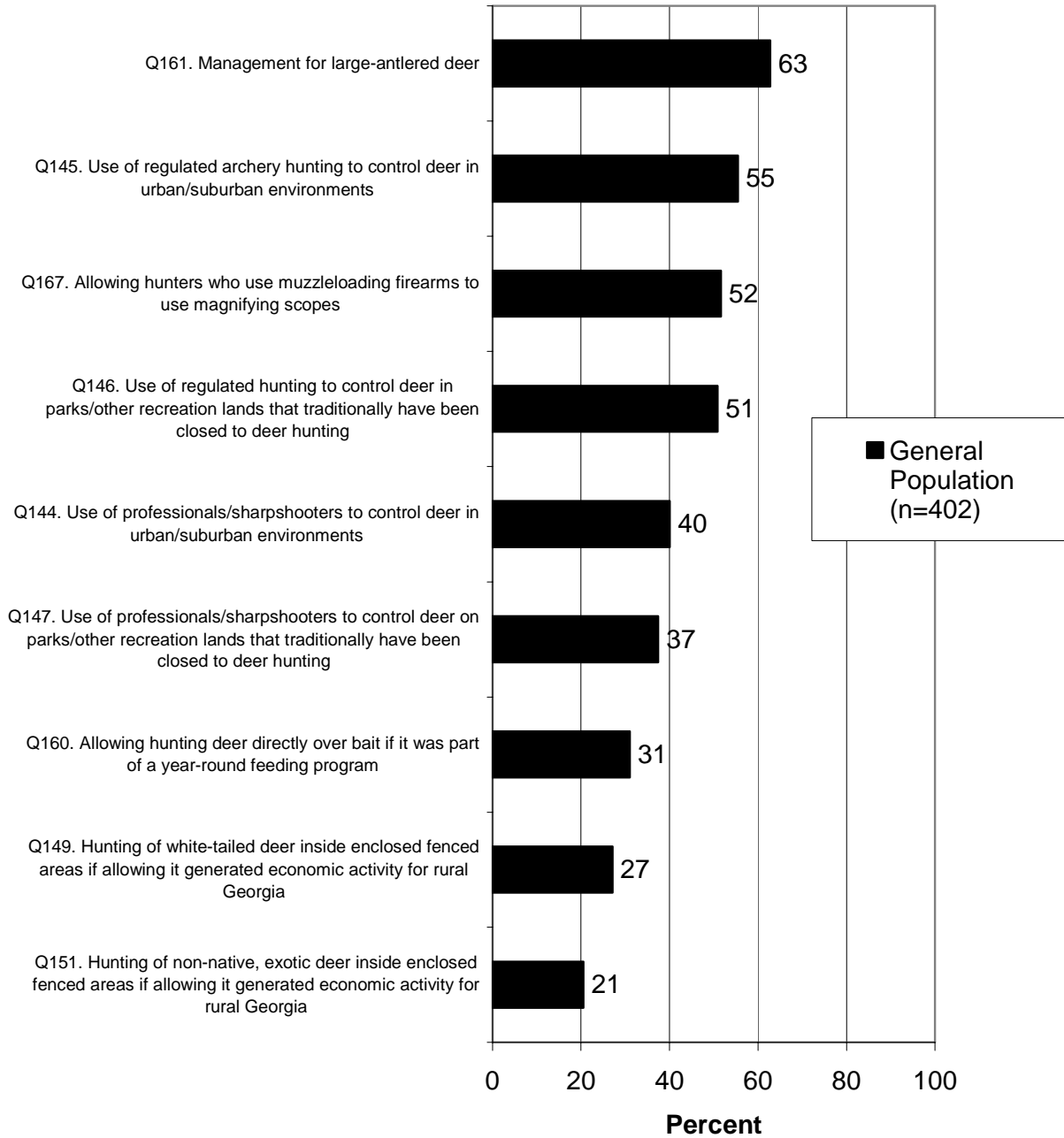
- Regarding deer management strategies, overwhelming majorities of all three groups (82% of the general population, 99% of hunters, and 96% of landowners) support legal deer hunting in Georgia. Most of that support is strong support. The support is also high when respondents are asked if they support hunting as a way to manage deer populations (82% of the general population, 98% of hunters, and 93% of landowners strongly or moderately support hunting as a way to manage deer). (These graphs are shown and discussed in the section of the report titled, “Opinions on Deer Hunting in Georgia.”)
  
- As discussed above, there was no general consensus on the best way to manage deer in urban and suburban environments when respondents were asked in a follow-up question to whether deer should be controlled in urban and suburban areas. Respondents were asked about control strategies individually, as well.
  - Of the two questions about controlling deer populations in urban and suburban areas, there was more support for use of regulated archery hunting than there was for use of sharpshooters and professionals to control deer in urban and suburban areas.
  
- Regarding strategies to control deer in parks and other recreation areas that traditionally been closed to hunting, there was more support for regulated hunting than for use of sharpshooters and professionals.
  
- Finally, regarding deer hunting regulations that may have an effect on deer populations and deer management, there was much support for management to favor large-antlered deer and for allowing muzzleloaders to use magnifying scopes on their guns. There was less support for allowing hunting of deer over bait, and there was low support, relative to the other deer management regulations, for fenced hunting, either of white-tailed deer or exotic deer.
  
- Regarding the making of deer management decisions, respondents value scientific information and the professional judgment of GDNR biologists; social concerns and political concerns are not considered important in deer management decisions. There was little variation among the general population, hunters, and landowners.

- Among the general population and landowners, majorities said scientific information and professional judgment of GDNR biologists should be very important in making deer management decisions. Among hunters, majorities said scientific information, professional judgment of GDNR biologists, and the economic impact of hunting in Georgia should be very important.

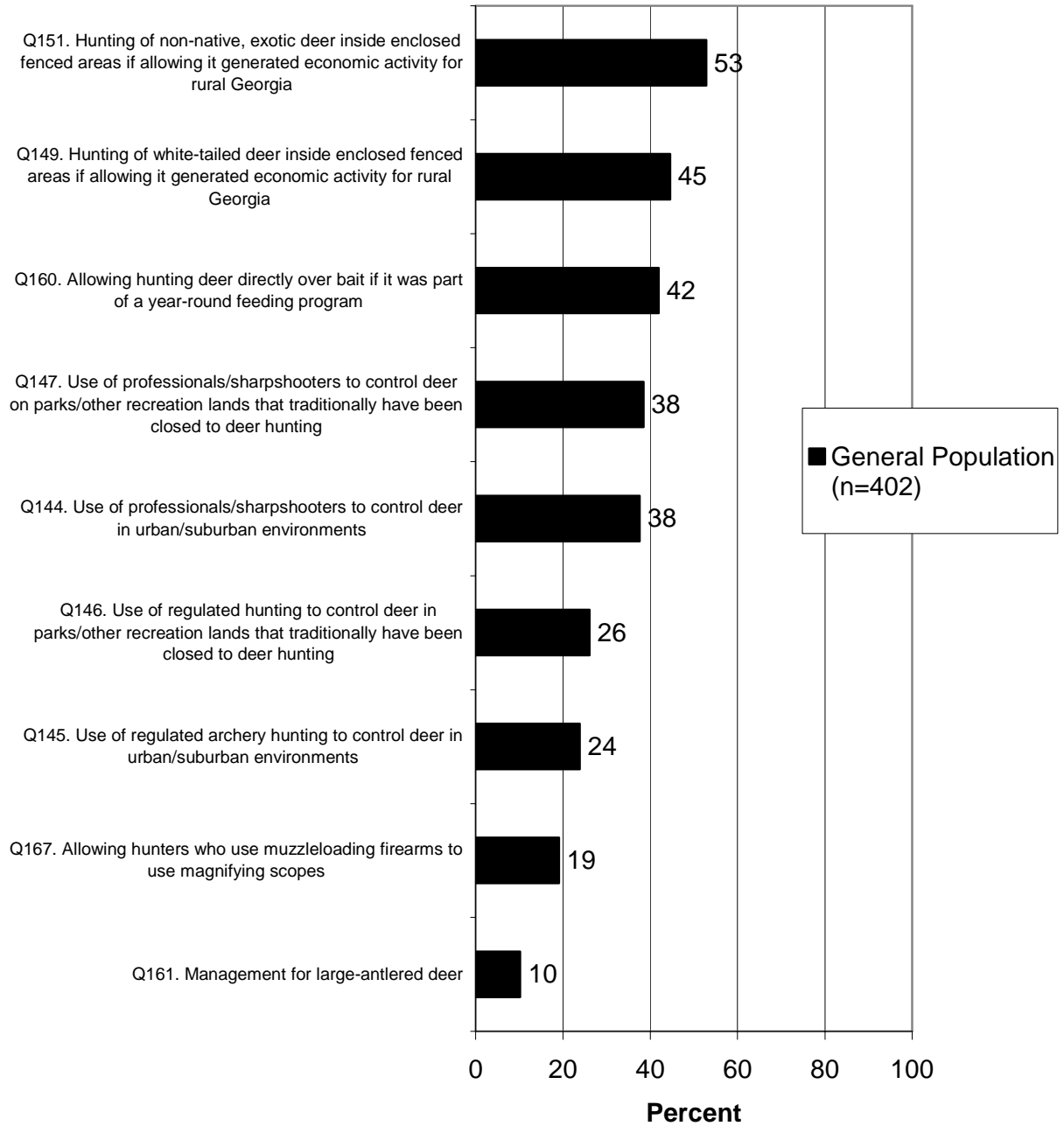
**Q144-147, 149, 151, 160-161, 167. Percent who strongly support the following.**



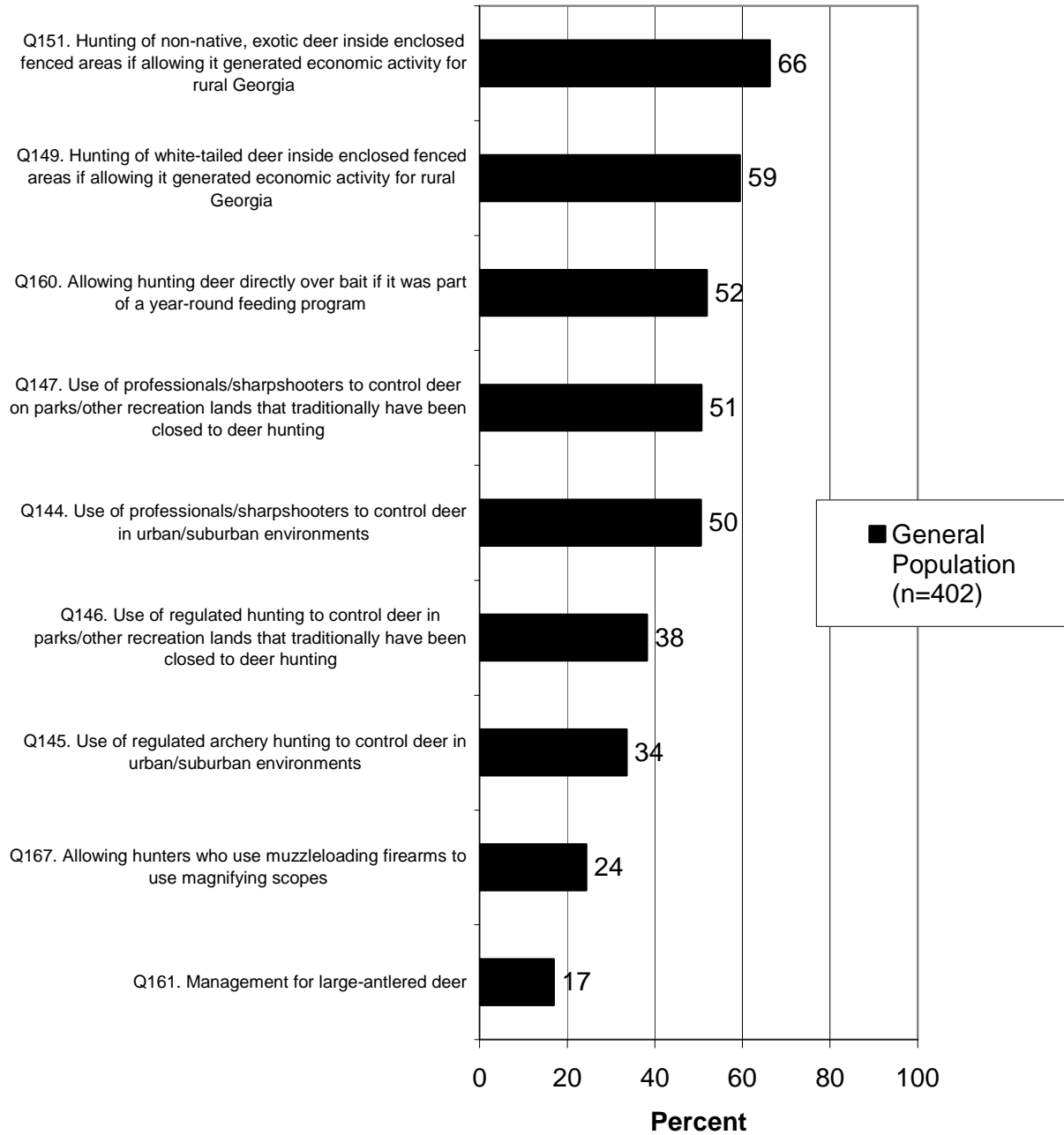
**Q144-147, 149, 151, 160-161, 167. Percent who strongly or moderately support the following.**



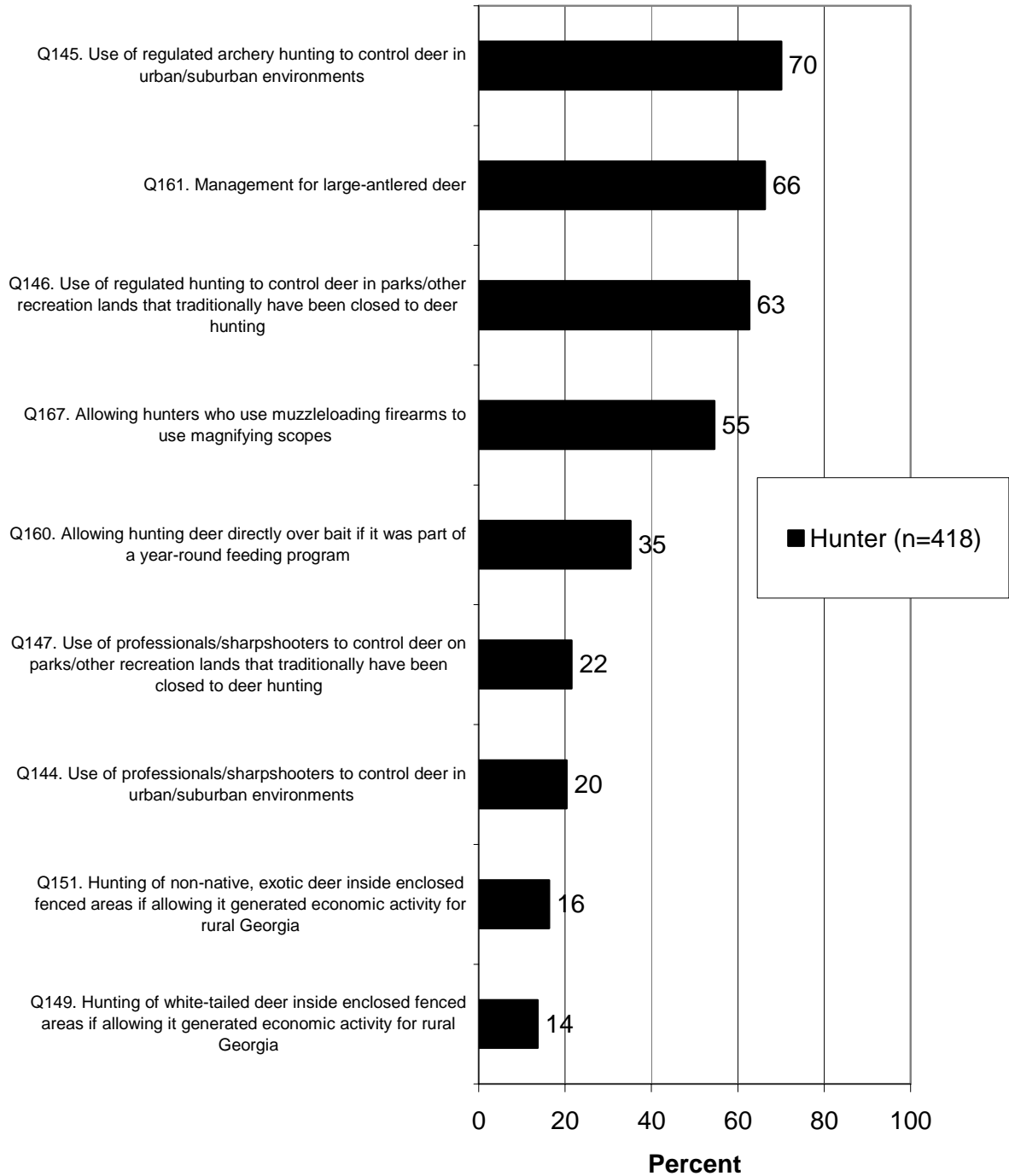
**Q144-147, 149, 151, 160-161, 167. Percent who strongly oppose the following.**



**Q144-147, 149, 151, 160-161, 167. Percent who moderately or strongly oppose the following.**

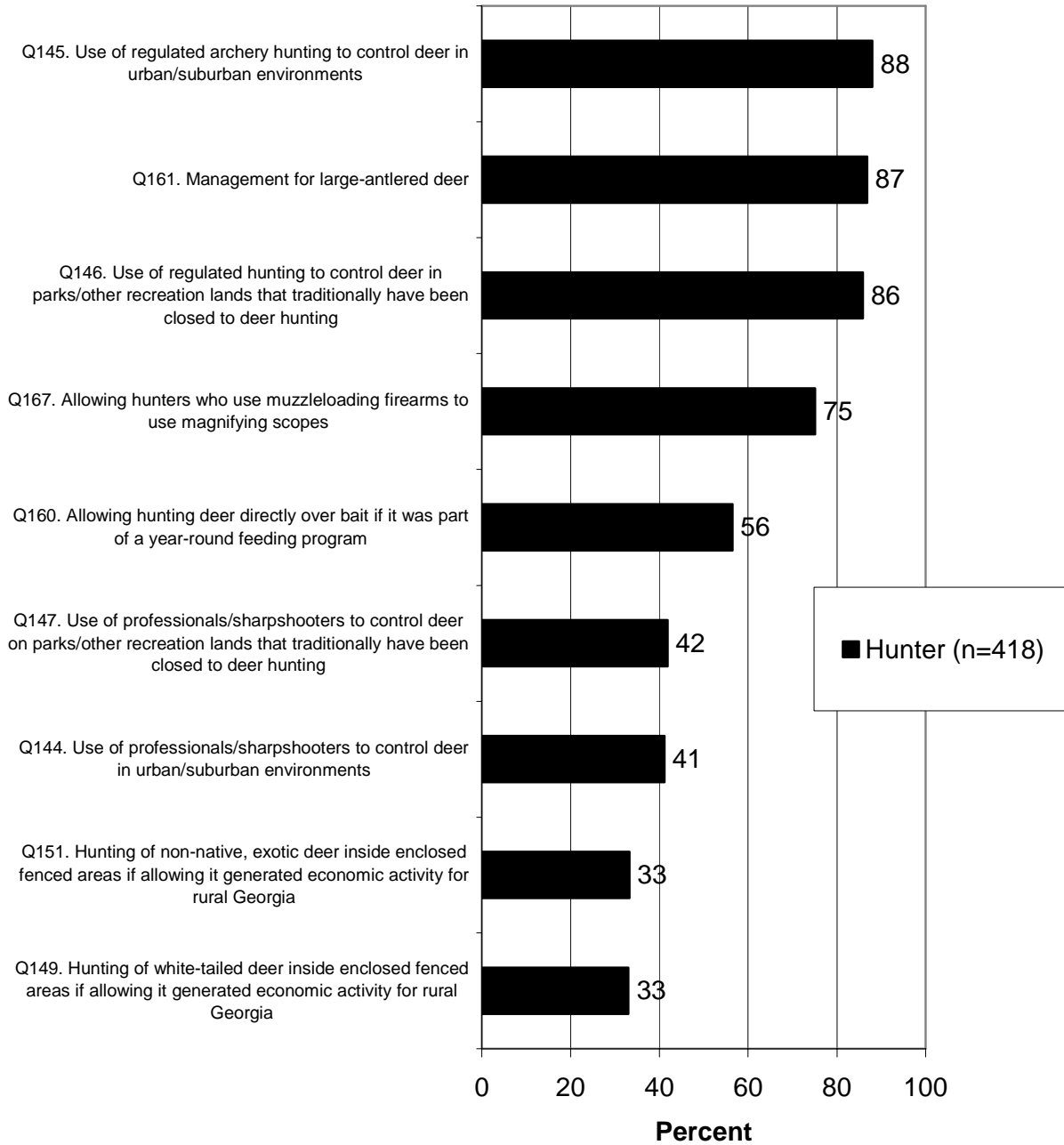


**Q144-147, 149, 151, 160-161, 167. Percent who strongly support the following.**

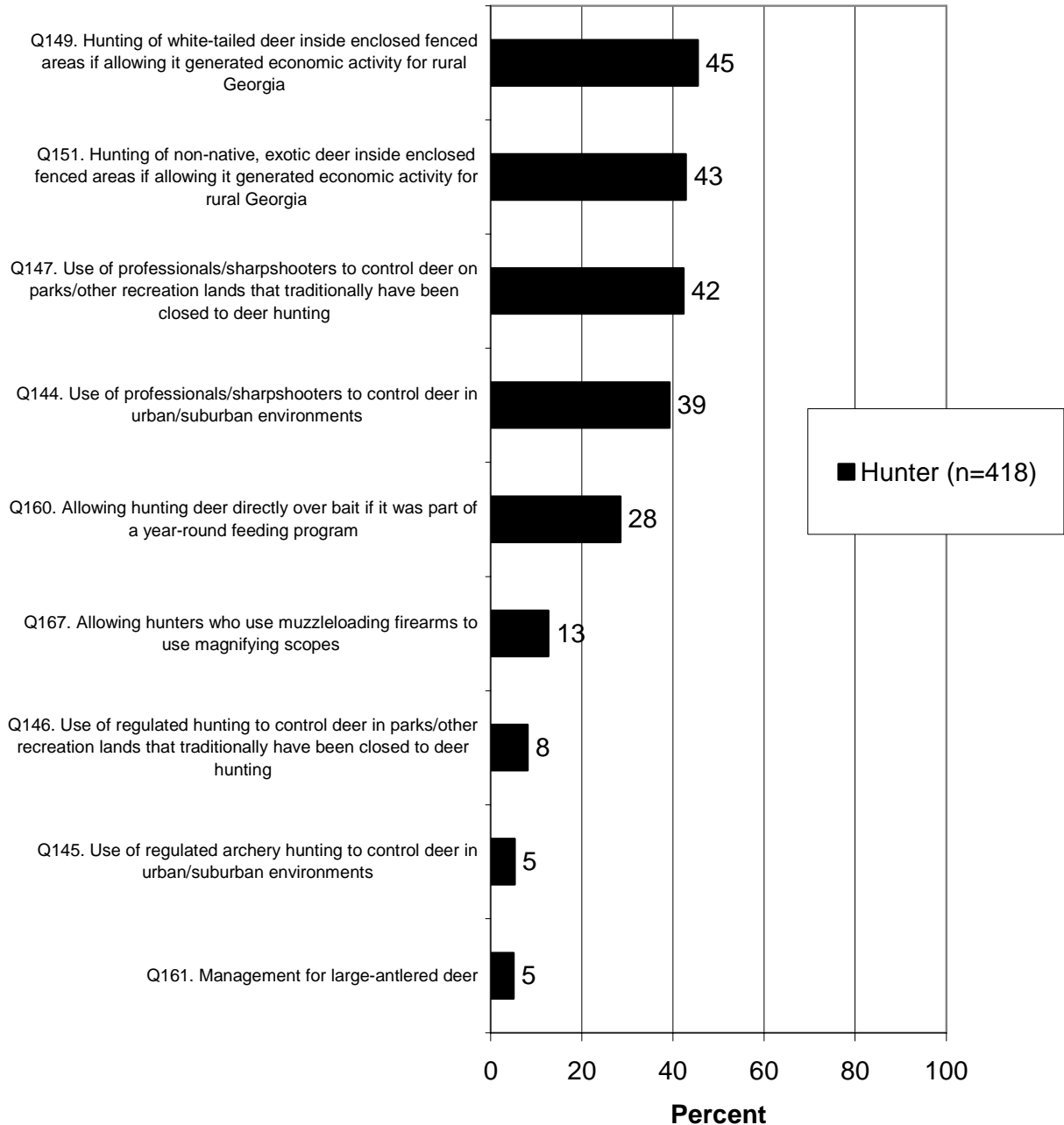




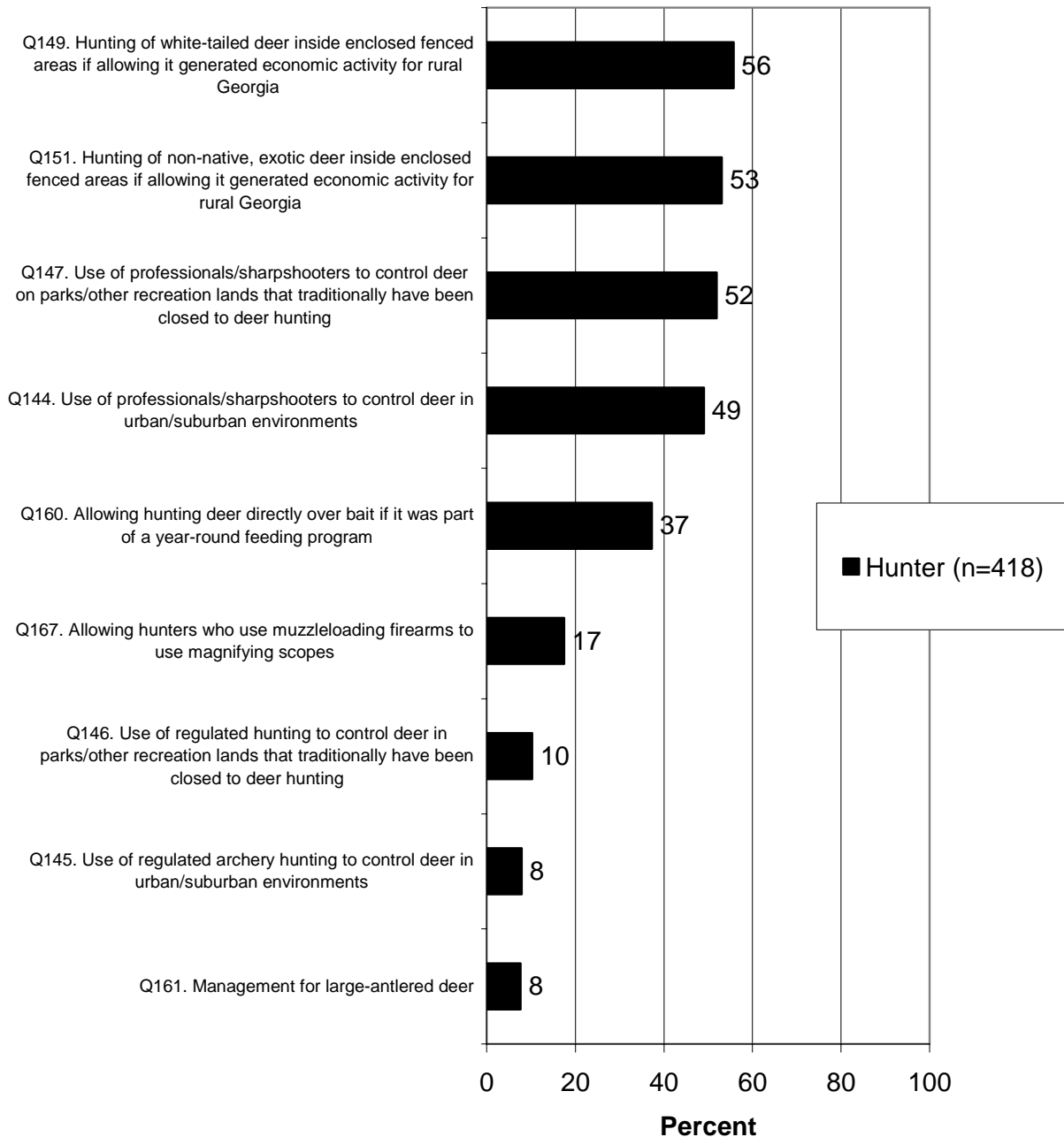
**Q144-147, 149, 151, 160-161, 167. Percent who strongly or moderately support the following.**



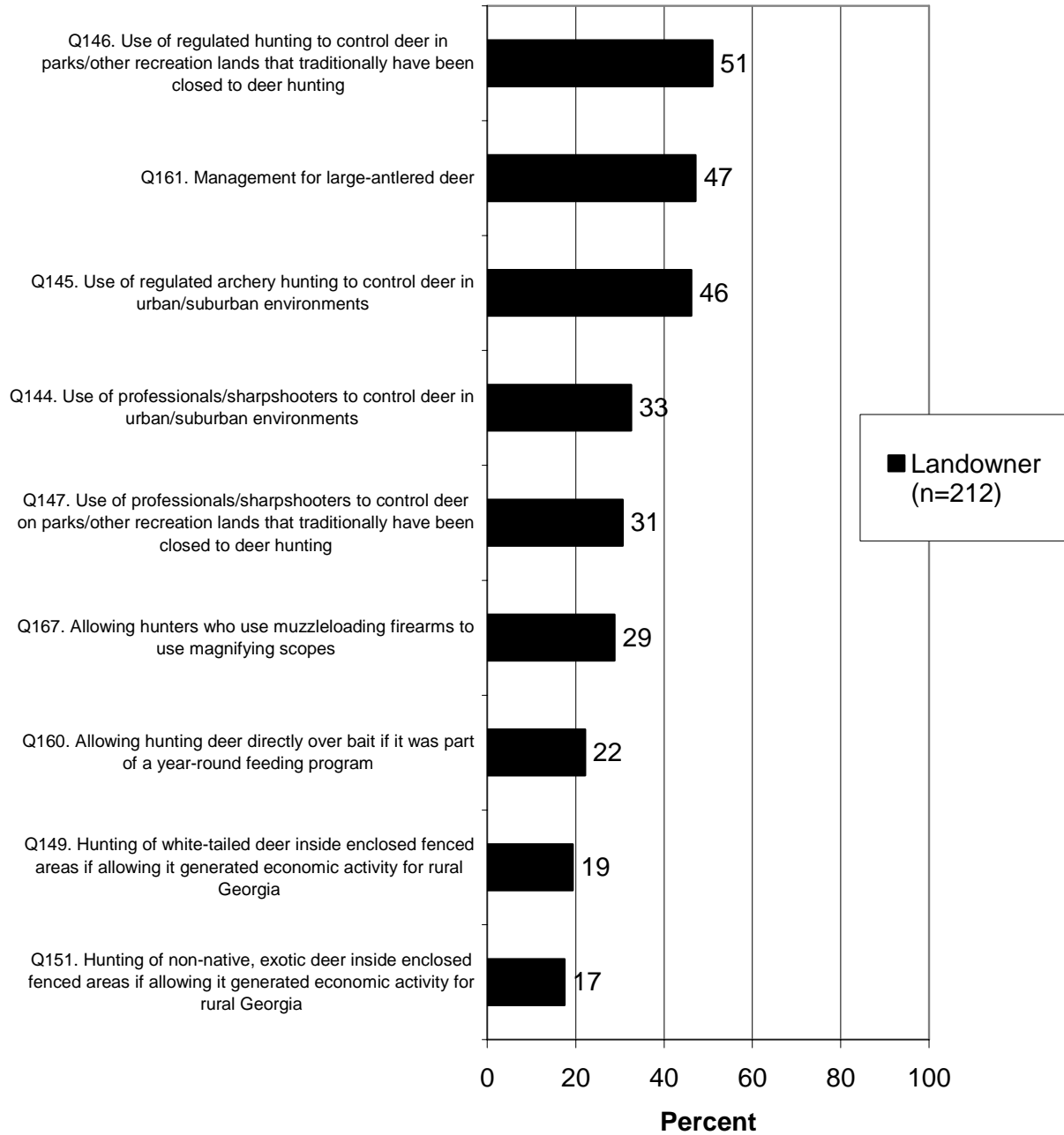
**Q144-147, 149, 151, 160-161, 167. Percent who strongly oppose the following.**



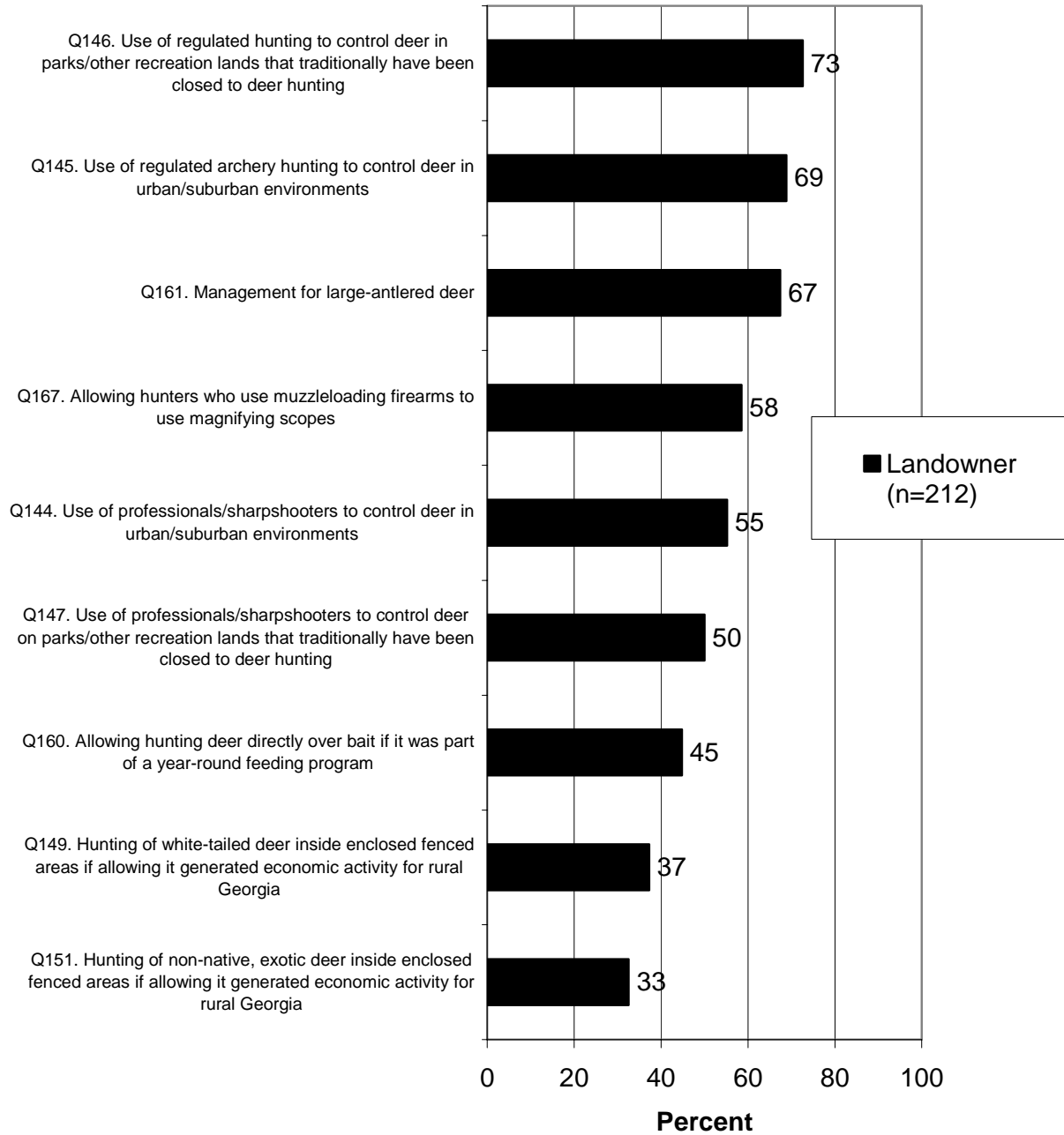
**Q144-147, 149, 151, 160-161, 167. Percent who moderately or strongly oppose the following.**



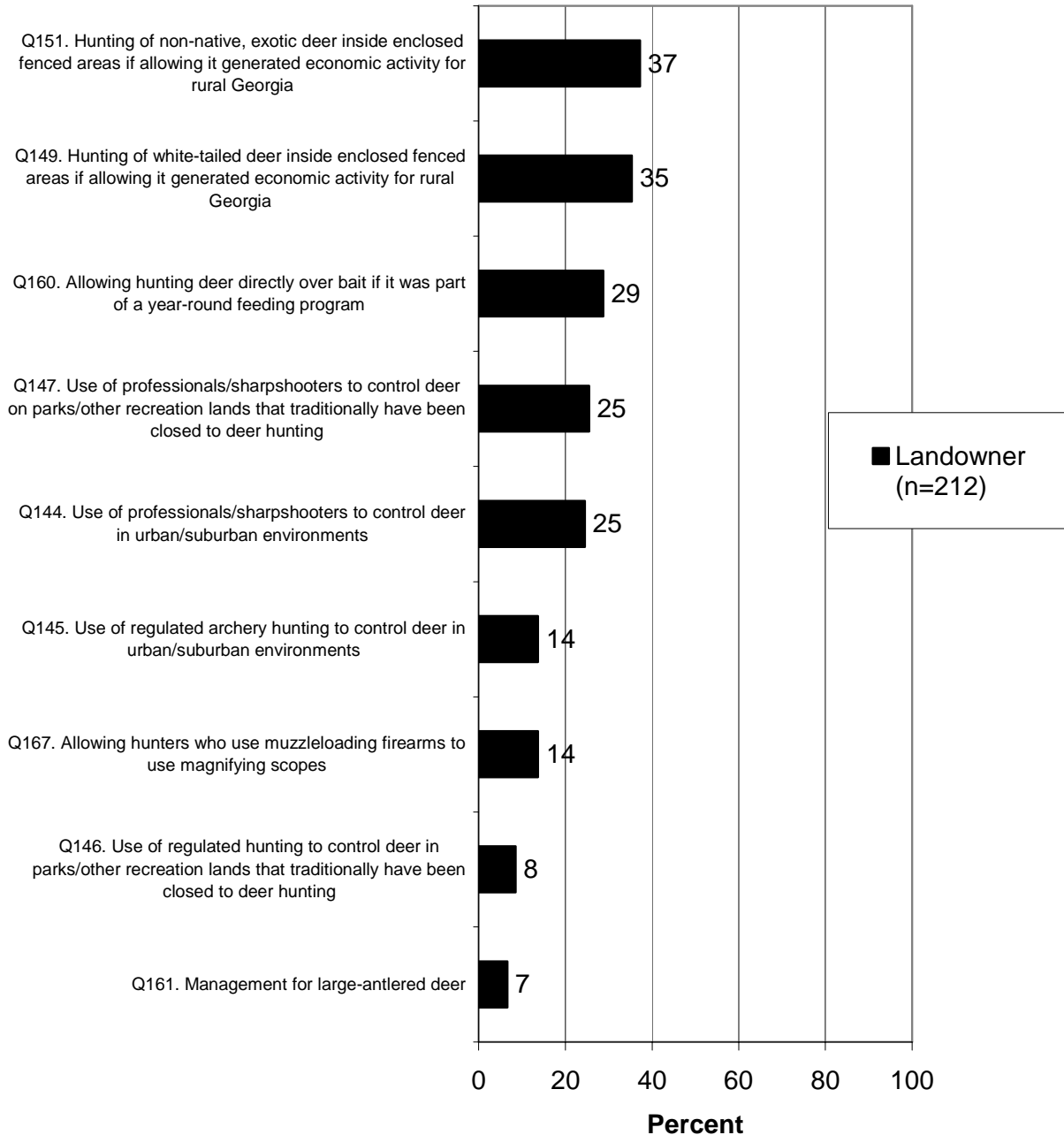
**Q144-147, 149, 151, 160-161, 167. Percent who strongly support the following.**



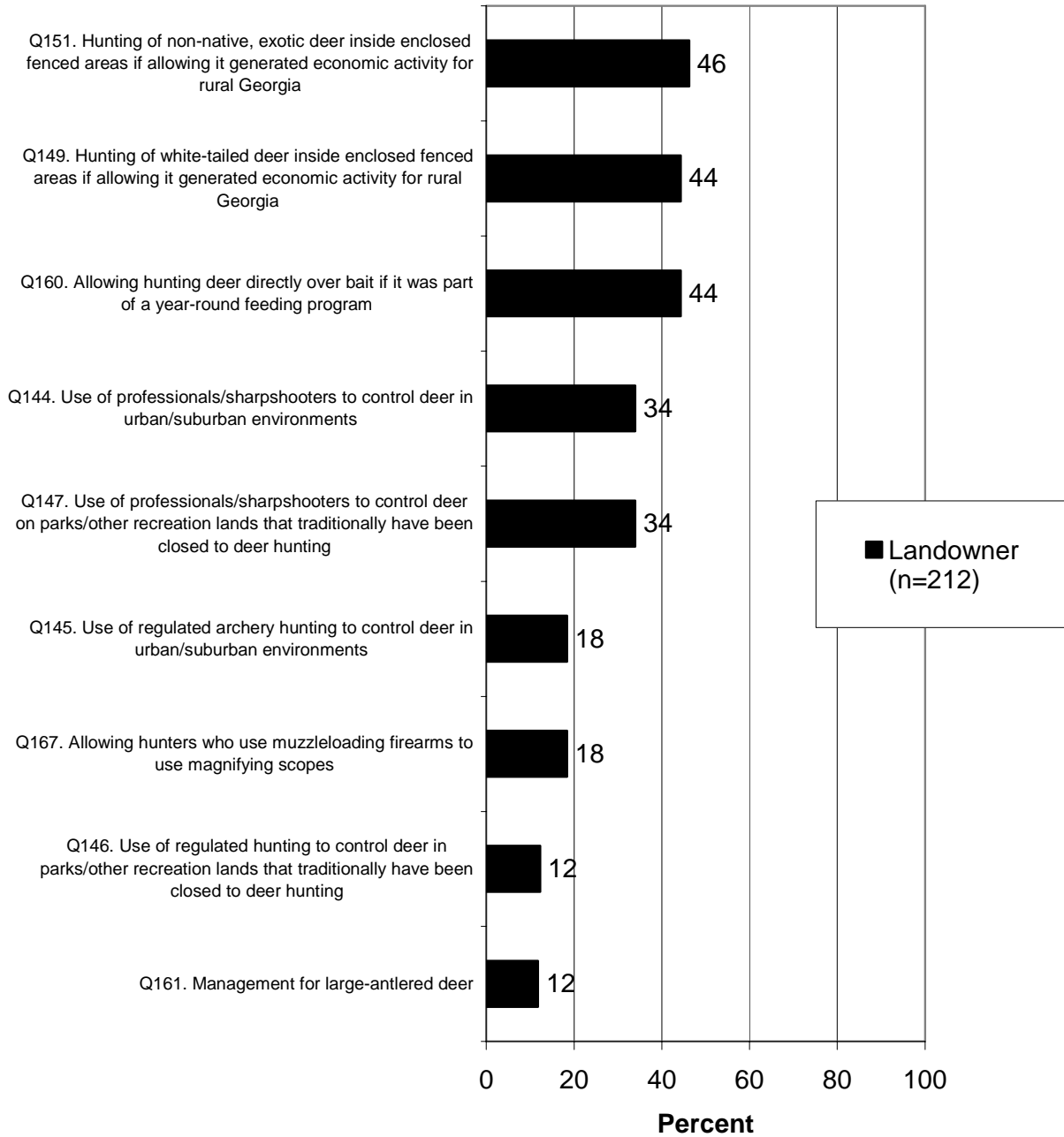
**Q144-147, 149, 151, 160-161, 167. Percent who strongly or moderately support the following.**



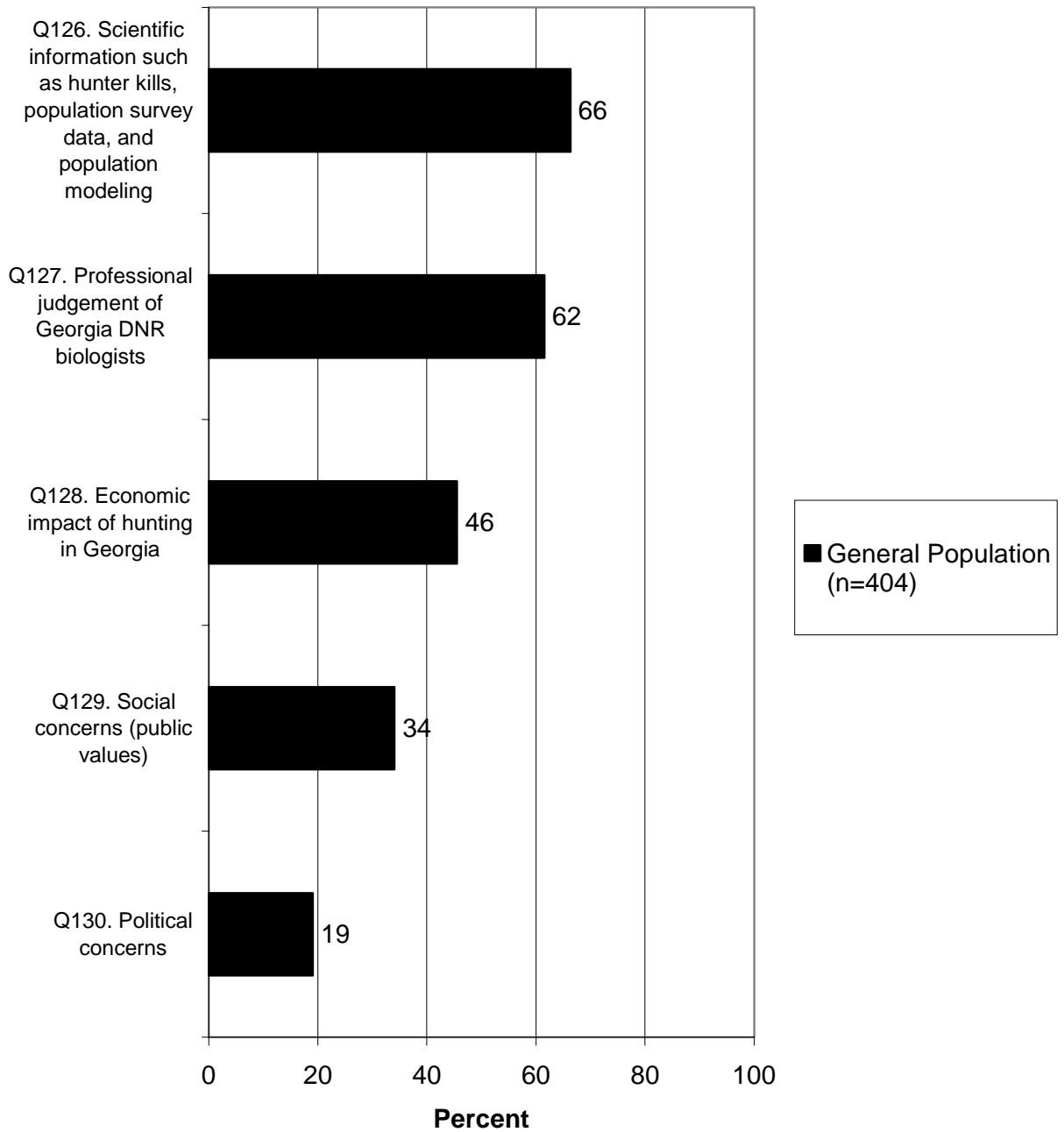
**Q144-147, 149, 151, 160-161, 167. Percent who strongly oppose the following.**



**Q144-147, 149, 151, 160-161, 167. Percent who moderately or strongly oppose the following.**

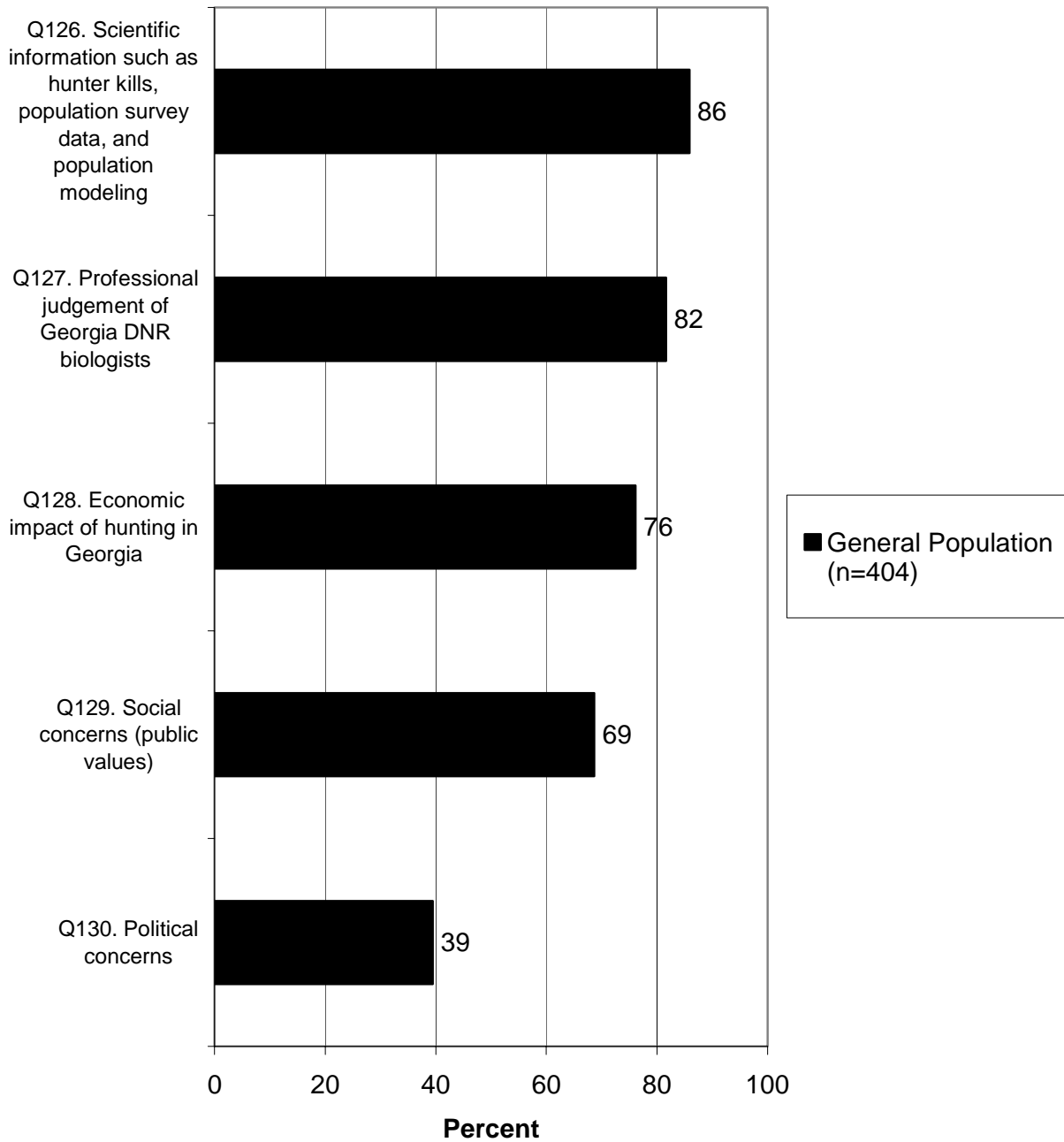


**Q126-130. Percent who think the following should be very important in making decisions about deer management in Georgia.**

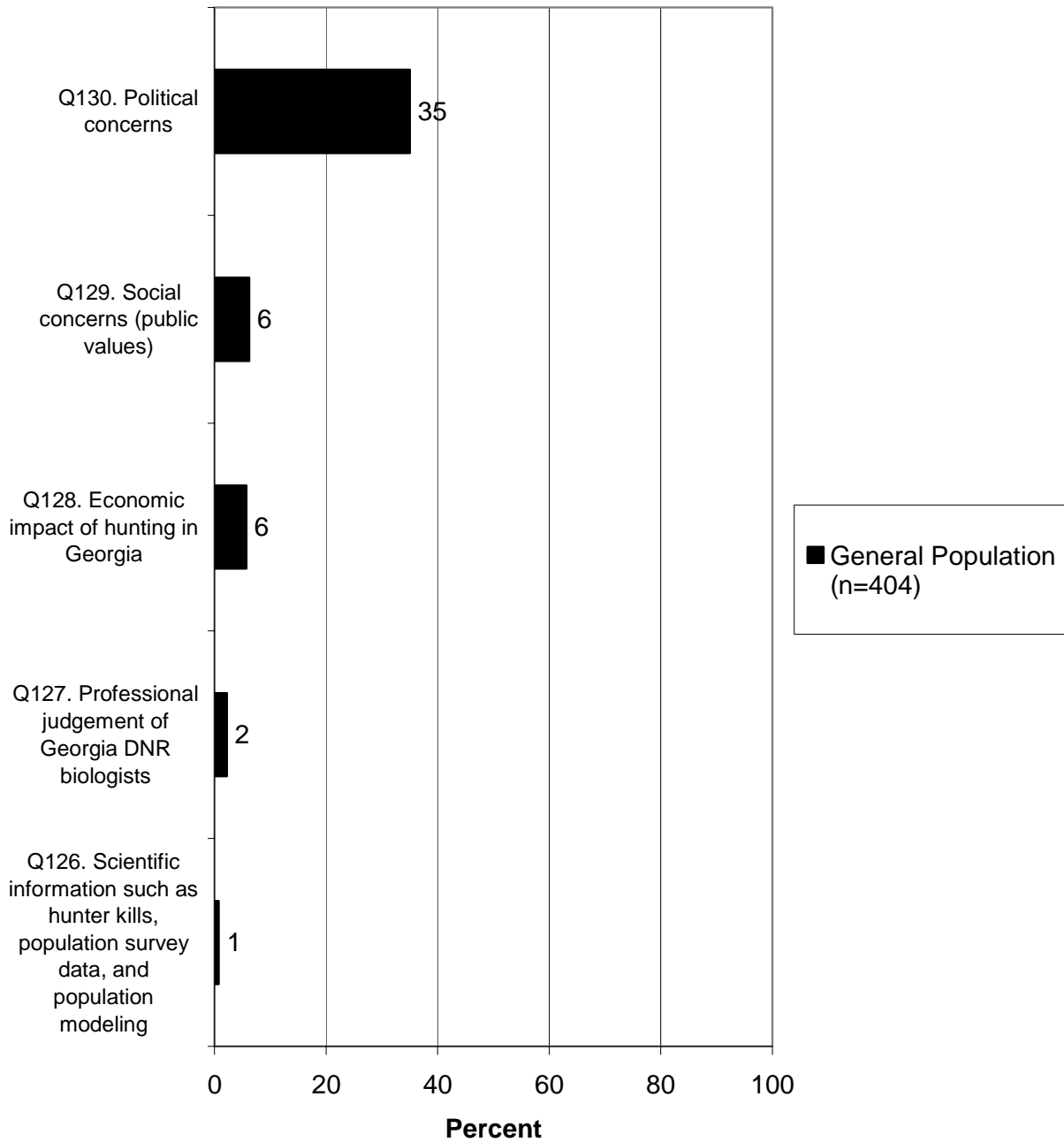




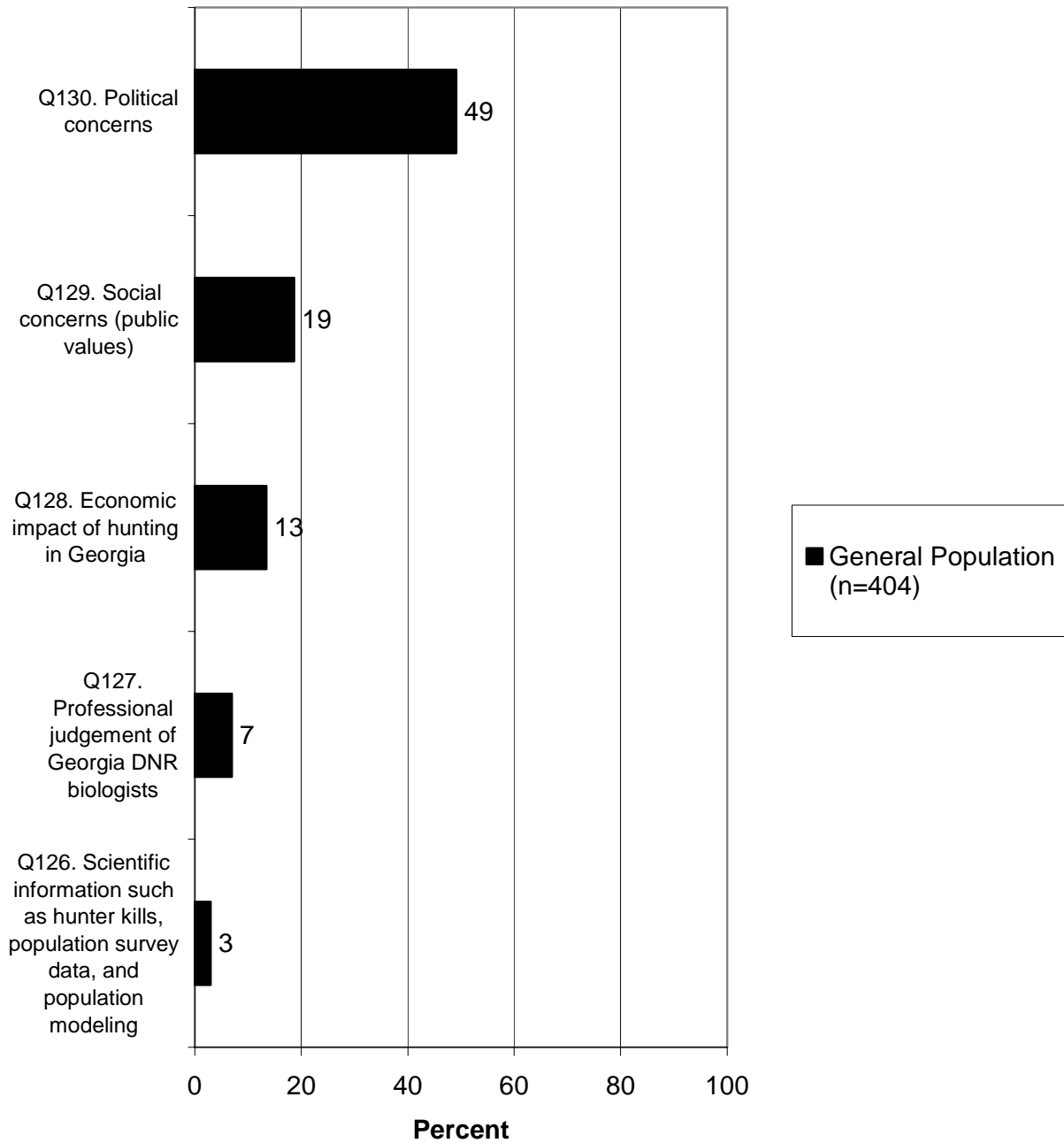
**Q126-130. Percent who think the following should be very or somewhat important in making decisions about deer management in Georgia.**



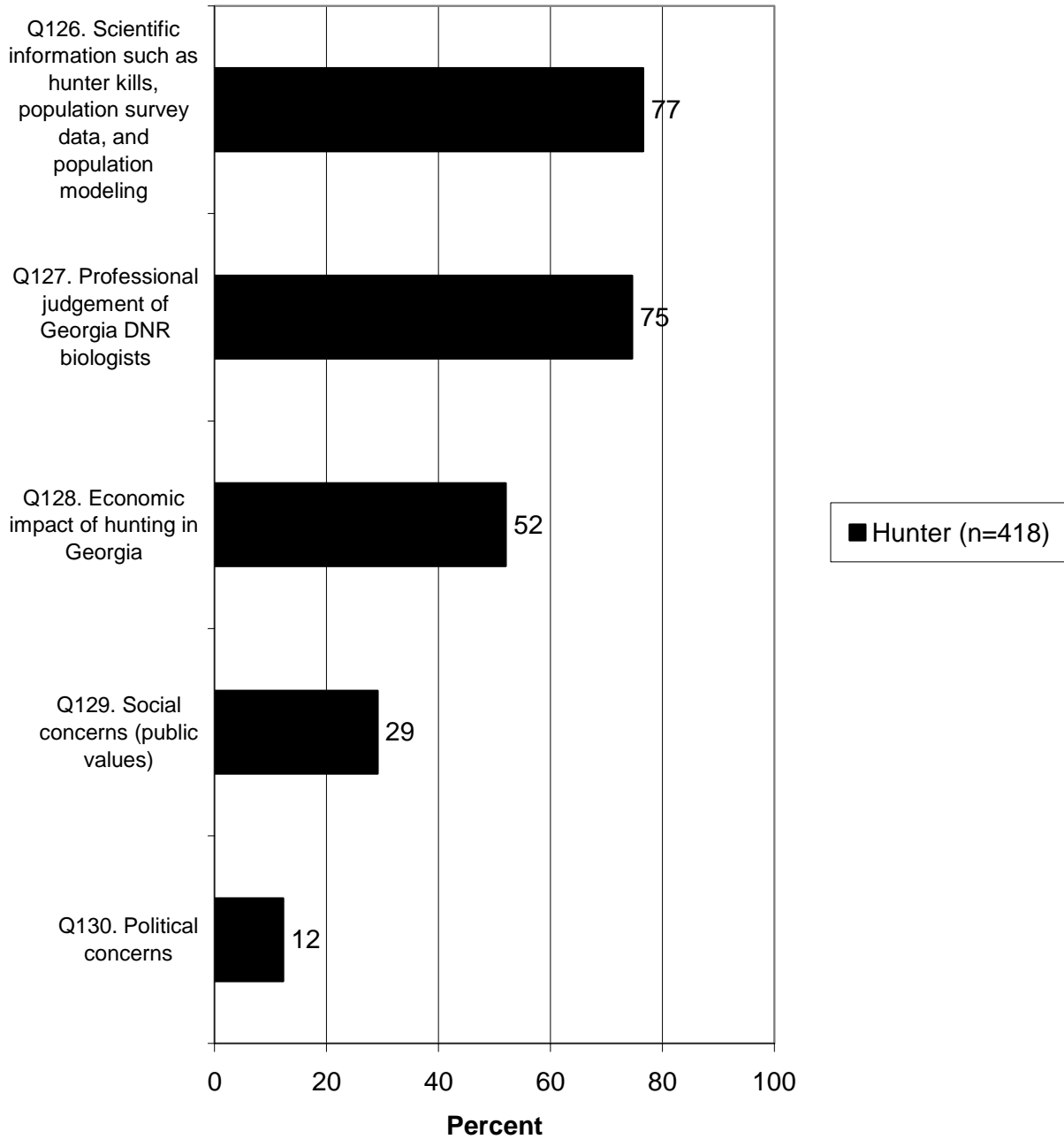
**Q126-130. Percent who think the following should be very unimportant in making decisions about deer management in Georgia.**



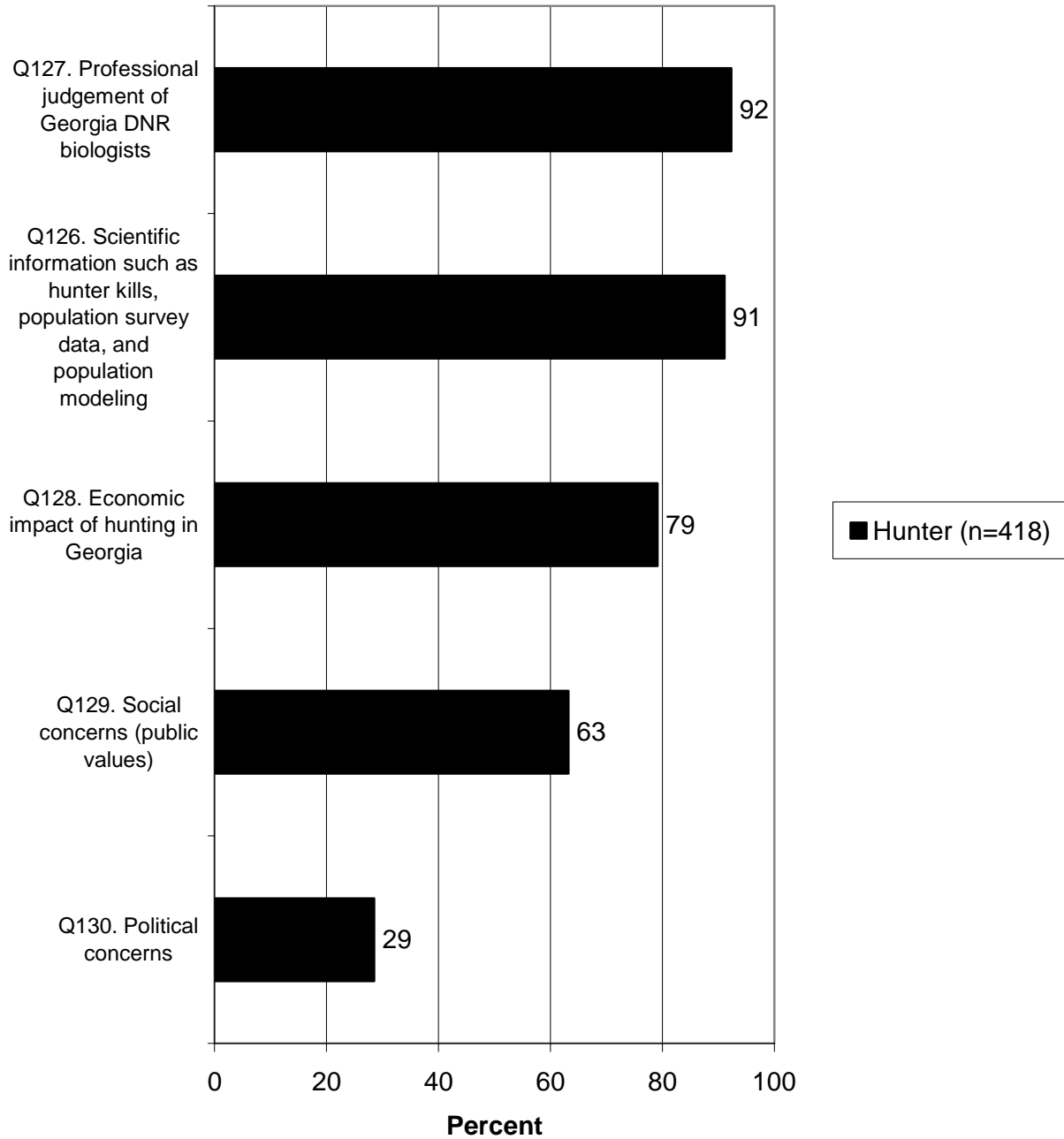
**Q126-130. Percent who think the following should be somewhat or very unimportant in making decisions about deer management in Georgia.**



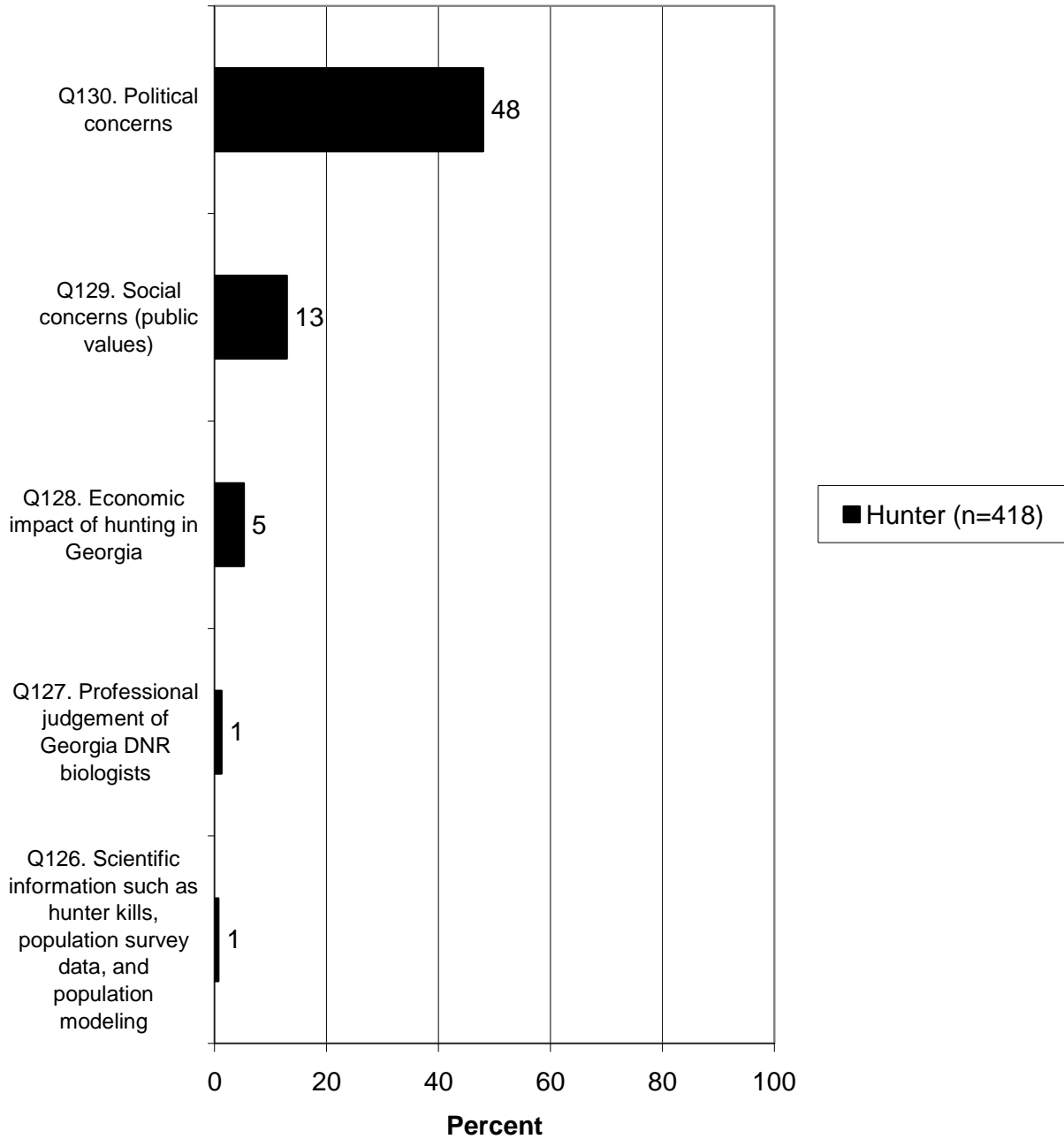
**Q126-130. Percent who think the following should be very important in making decisions about deer management in Georgia.**



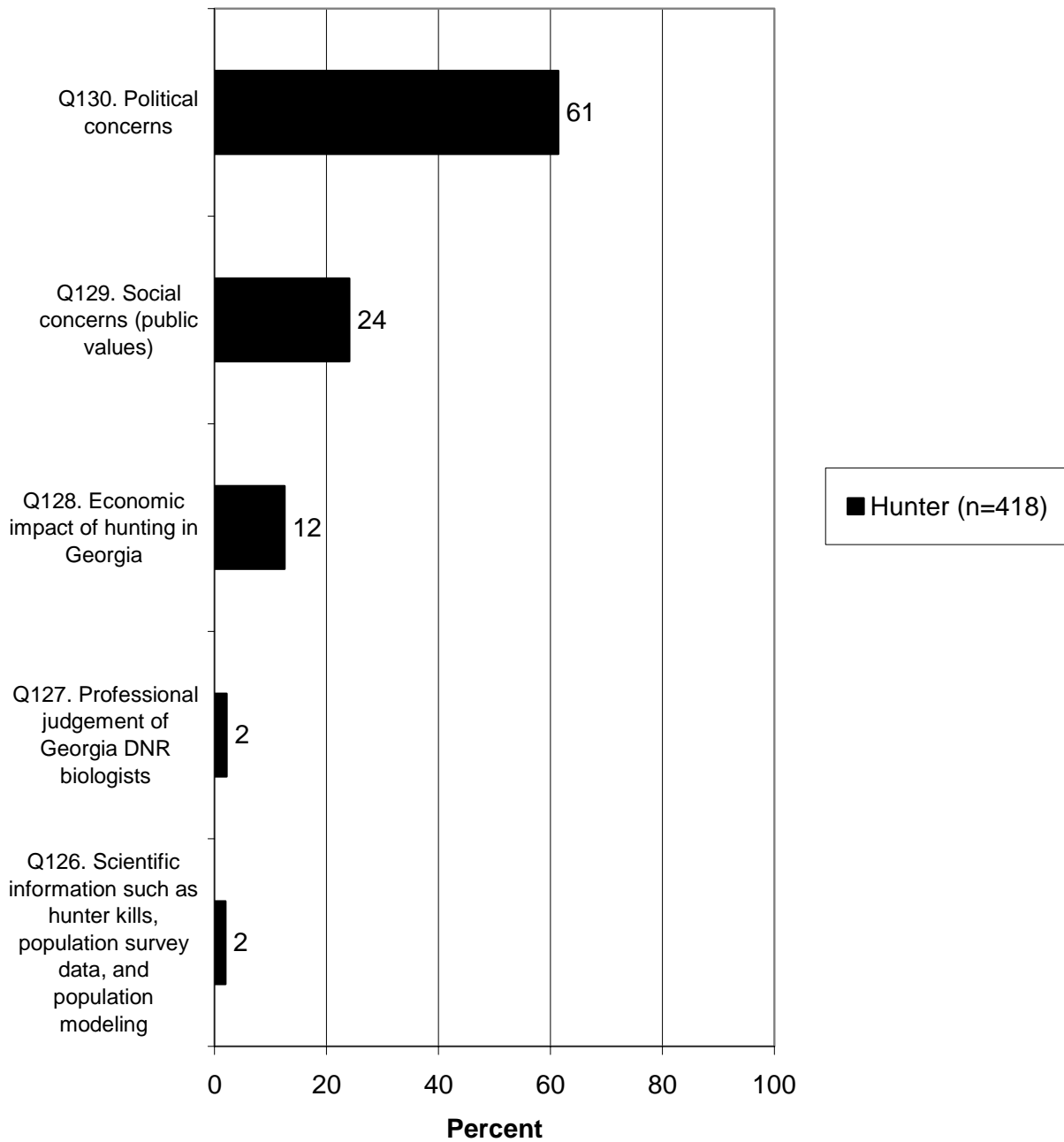
**Q126-130. Percent who think the following should be very or somewhat important in making decisions about deer management in Georgia.**



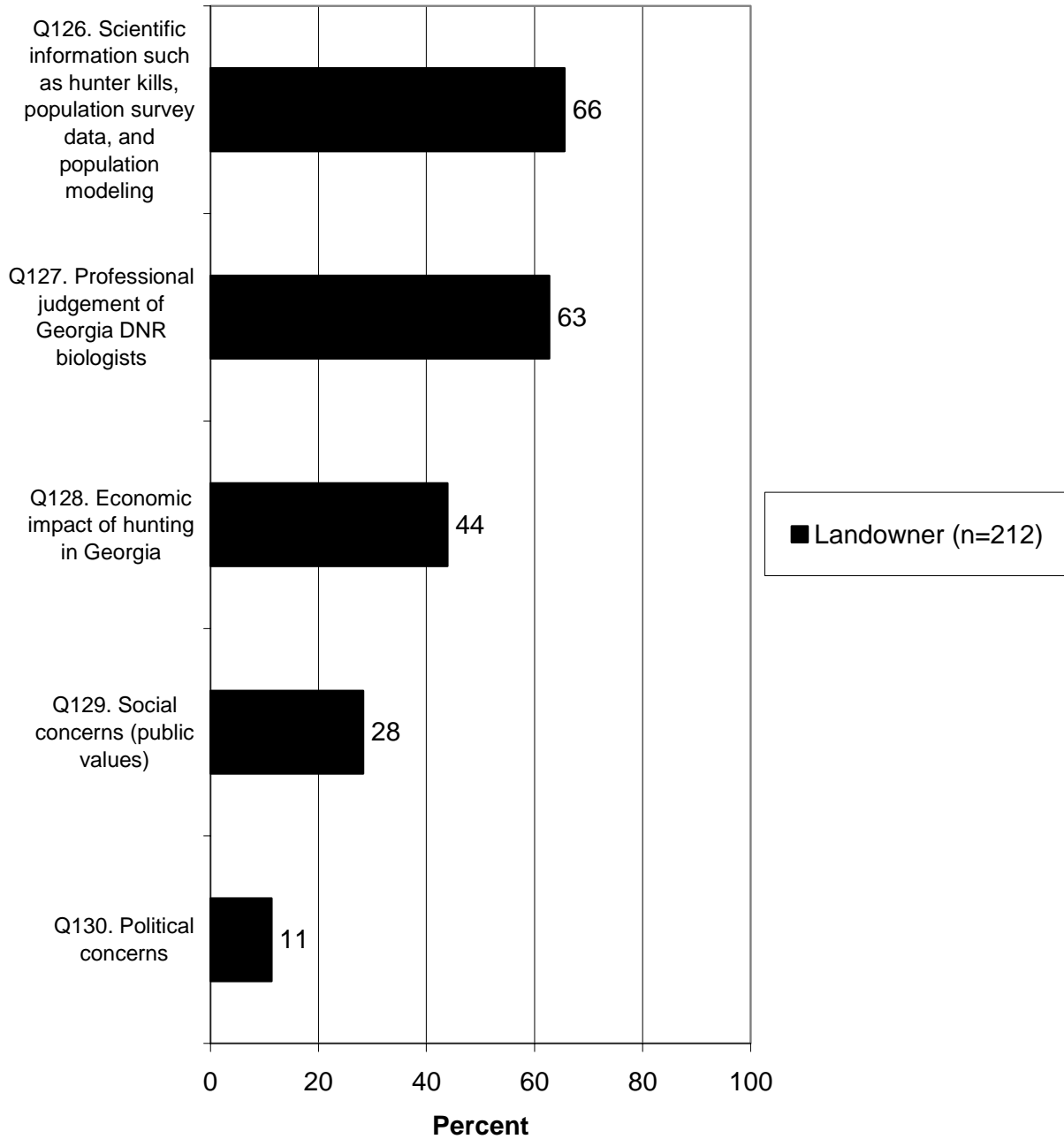
**Q126-130. Percent who think the following should be very unimportant in making decisions about deer management in Georgia.**



**Q126-130. Percent who think the following should be somewhat or very unimportant in making decisions about deer management in Georgia.**

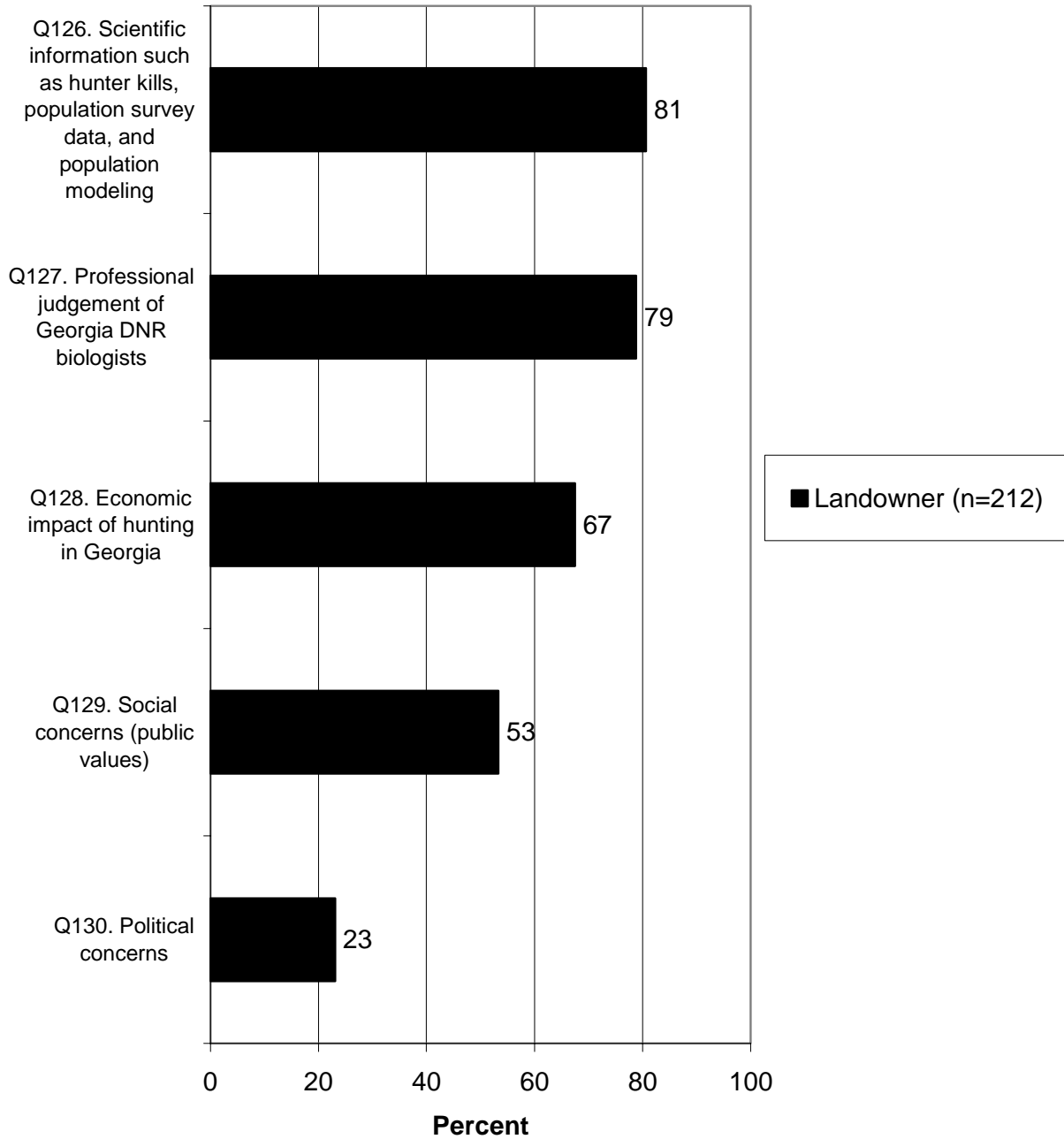


**Q126-130. Percent who think the following should be very important in making decisions about deer management in Georgia.**

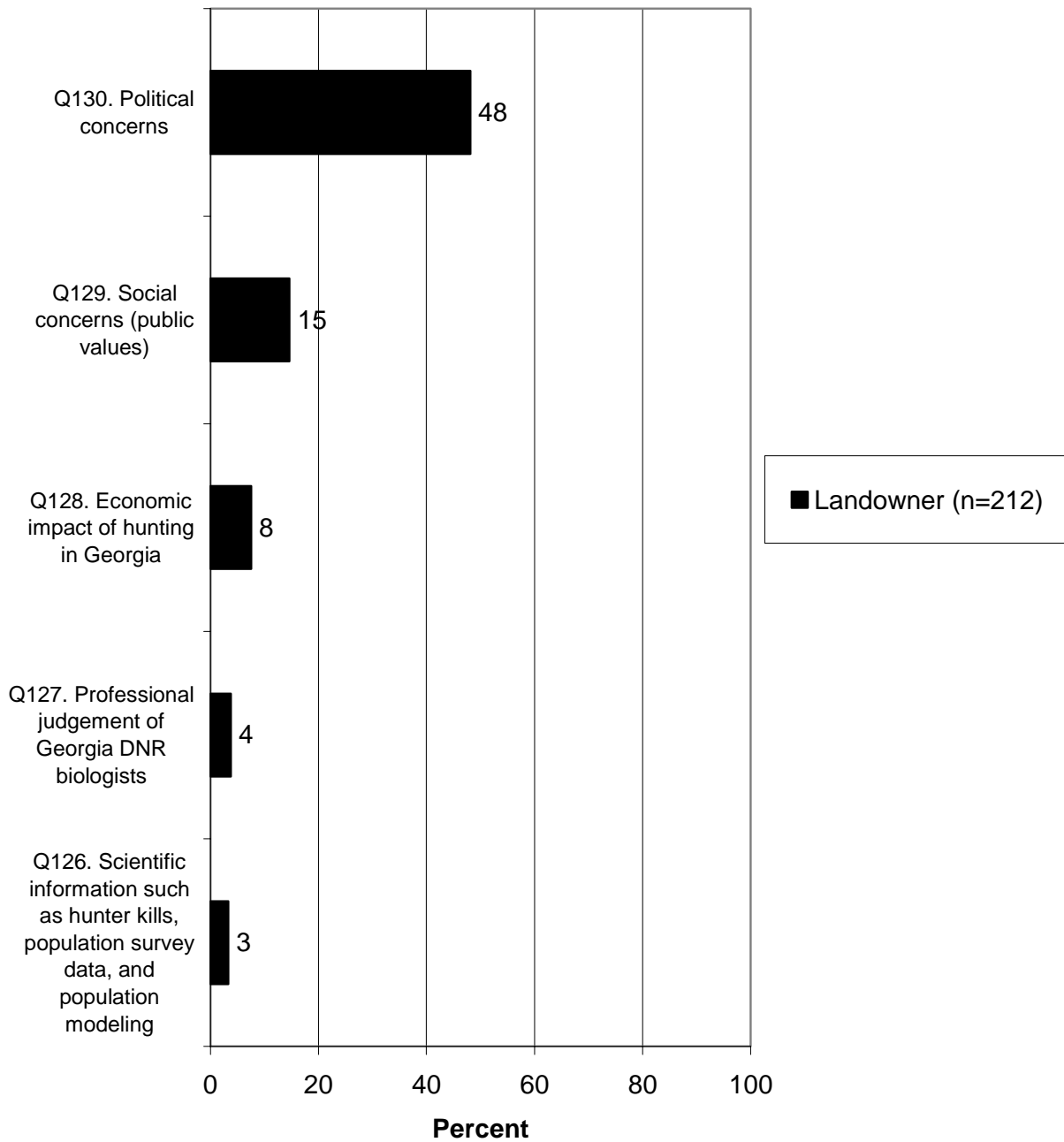




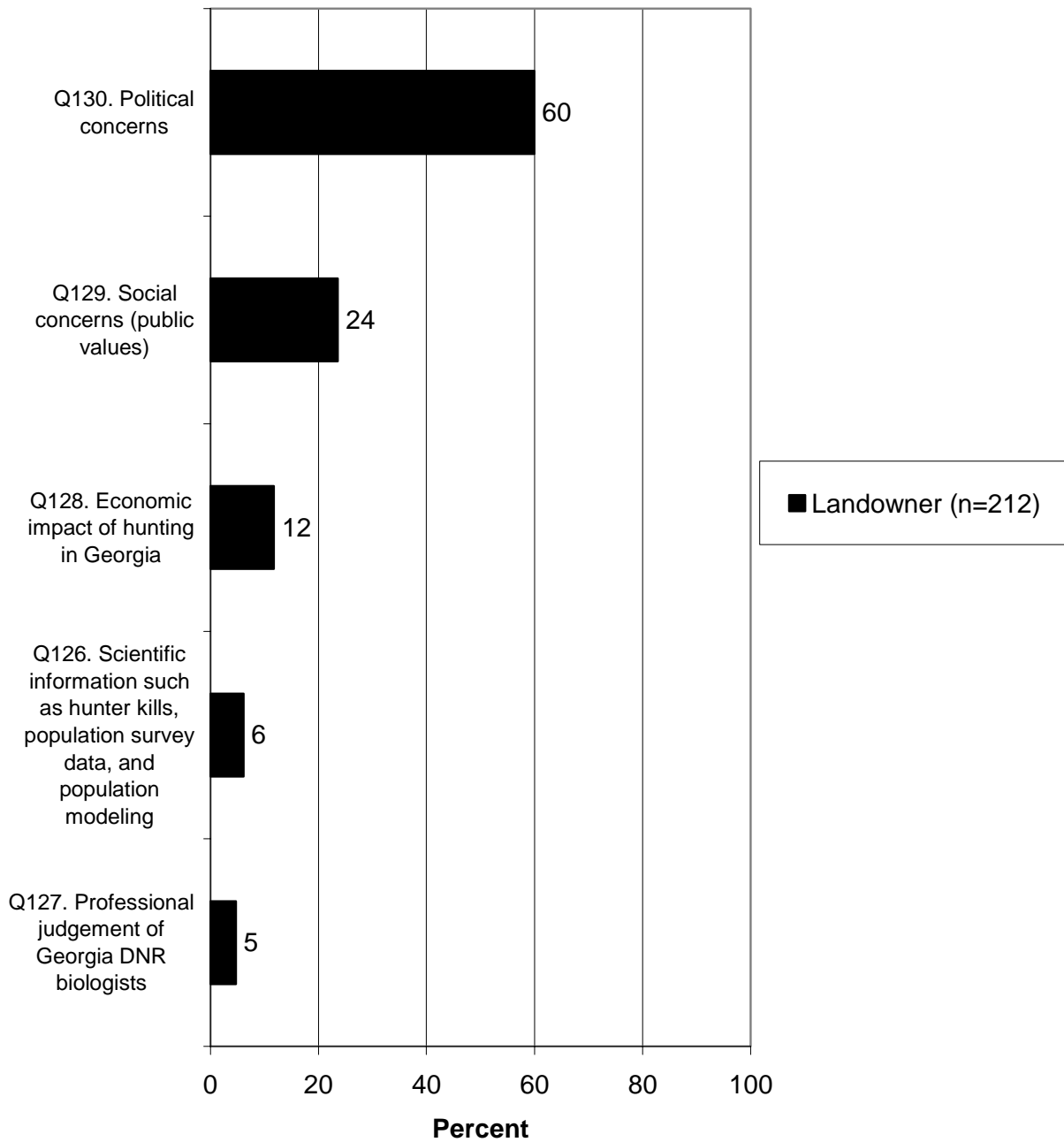
**Q126-130. Percent who think the following should be very or somewhat important in making decisions about deer management in Georgia.**



**Q126-130. Percent who think the following should be very unimportant in making decisions about deer management in Georgia.**



**Q126-130. Percent who think the following should be somewhat or very unimportant in making decisions about deer management in Georgia.**



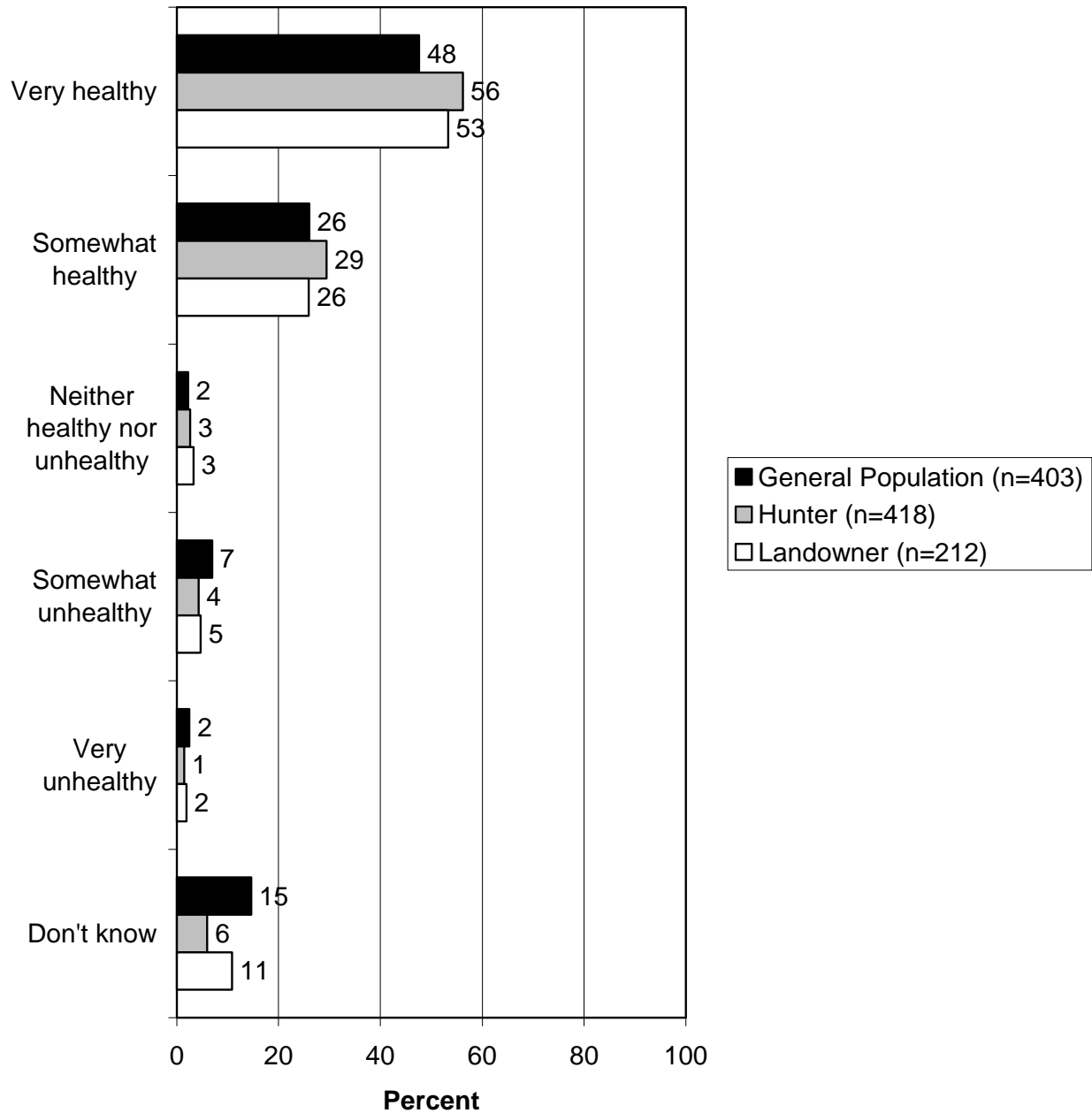
## **OPINIONS ON THE SIZE AND HEALTH OF THE DEER POPULATION IN GEORGIA**

- Overall, respondents think the deer herd in Georgia is very or somewhat healthy (74% of the general population, 85% of hunters, and 79% of landowners). Following the graph is a map showing those counties in which the measures of the perceptions of the health of the deer herd are higher than the median perception among the general population. This map was created by assigning numbers to each response as follows: very healthy = 5, somewhat healthy = 4, neither healthy nor unhealthy = 3, somewhat unhealthy = 2, and very unhealthy = 1. The mean of responses for each county was then determined, giving a countywide mean among the general population. Additionally, the overall median score of all respondents was determined. The map was then created showing those counties with a county mean that is at or above the overall median score. In this map, the shaded counties show where respondents' perception of the health of the deer herd is higher than among respondents in unshaded counties.
  
- Respondents, in general, think the deer population in their county has grown over the past 5 years. The most common answer for all three groups was that there are more deer in their county compared to 5 years previous. Following the graph is a map showing those counties in which respondents' (the general population) mean scores regarding the trend in herd size (increasing, remaining the same, or decreasing) is at or higher than the median of all general population respondents. The values assigned to each response in determining the means and median were as follows: more deer = 3, same number of deer = 2, and fewer deer = 1.
  
- Majorities of the general population (51%) and hunters (59%) think the deer population in their county is about right, but a little less than a majority of landowners (44%) think the deer population is about right. Substantial percentages, however, think the deer population in their county is overabundant (31% of the general population, 28% of hunters, and 44% of landowners). Indeed, for each group, the percentage saying deer are overabundant greatly exceeds the percentage saying deer are under-abundant. Mirroring these results, when asked if the deer population in their county should be increased or decreased, majorities of all groups said it should remain the same (51% of the general population and landowners, and

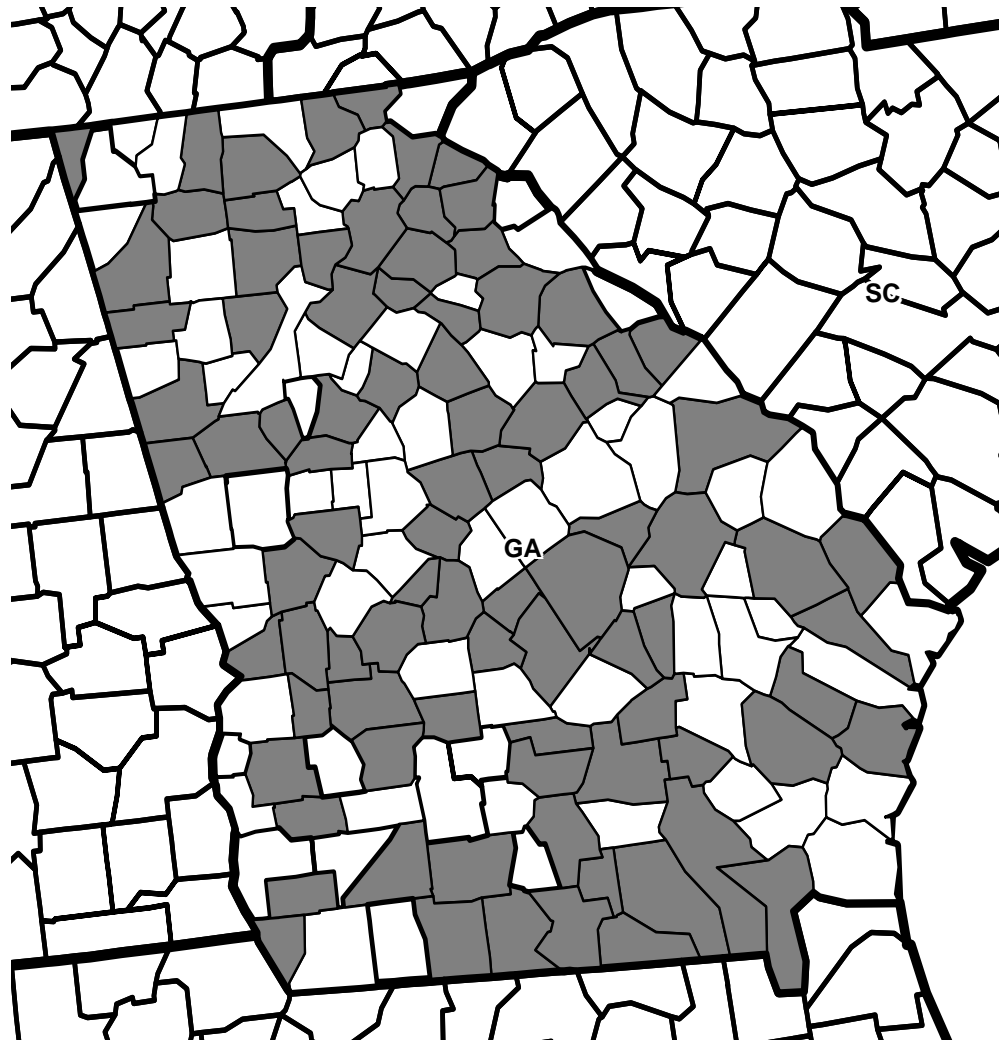
61% of hunters), although substantial percentages said it should be decreased; the percentages answering “decreased” exceeded the percentages answering “increased.”

- Those who answered that the deer population in their county should remain the same most commonly gave as their reasoning that they have not had problems with deer, followed by those saying that the hunting is good and that they do not see too many deer.
- Maps are shown depicting those counties in which the measure of perceived level of abundance of deer is higher (shaded counties) than in other counties (unshaded), as well as counties in which the measure of the desire for increasing the deer herd (shaded counties) is higher than in other counties (unshaded), in both cases among the general population. The values assigned to the responses for determining the means and medians were as follows: for Question 27 regarding level of abundance, overabundant = 3, about right = 2, and under-abundant = 1; for Question 28 regarding desires to increase or decrease the deer herd, increased = 3, remain the same = 2, and decreased = 1.

**Q25. What is your opinion of the health of the deer herd in Georgia? Would you say it is healthy or unhealthy?**

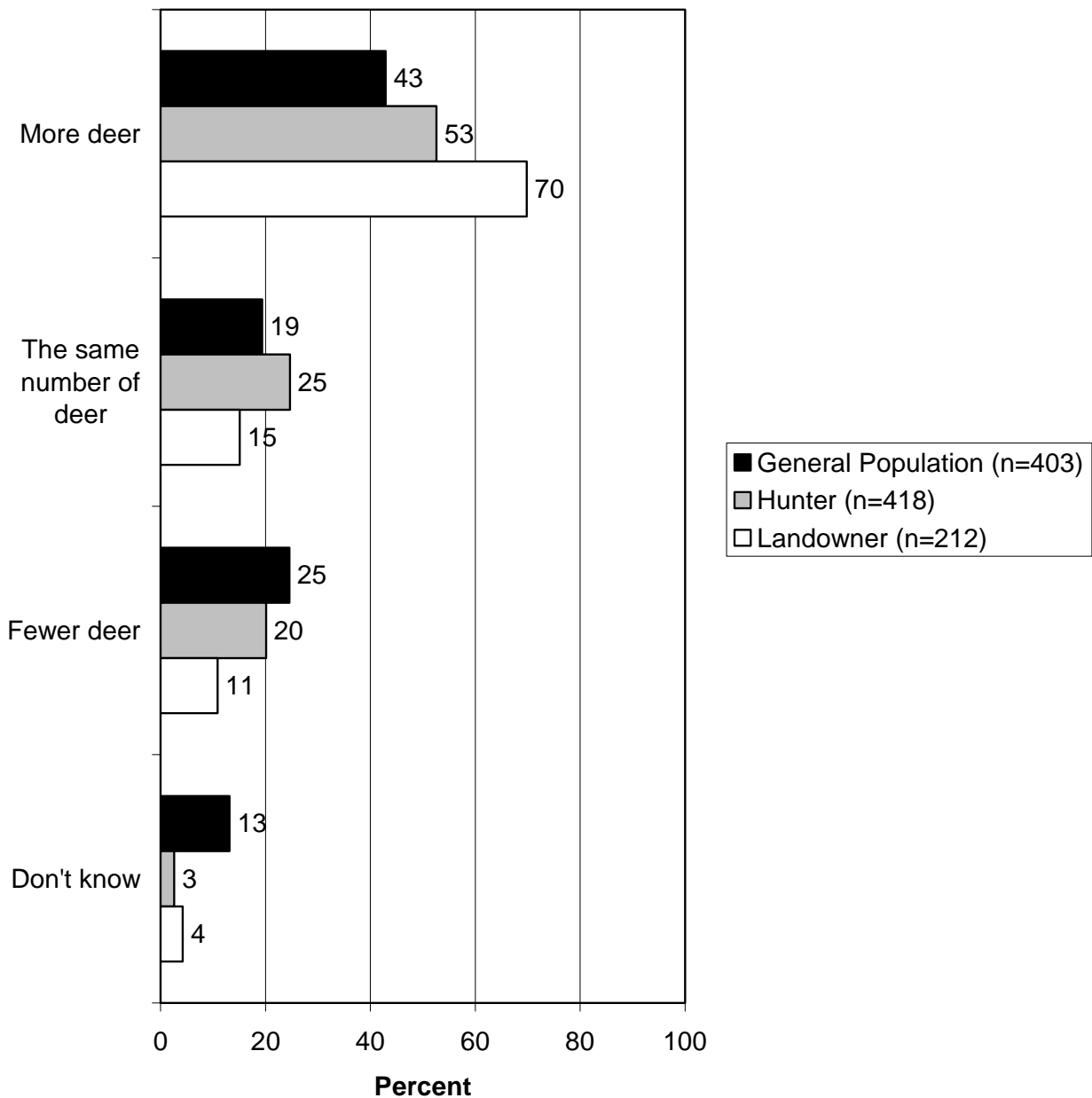


**Counties with High Perceptions of Deer Herd Health Relative to the Median Perception**



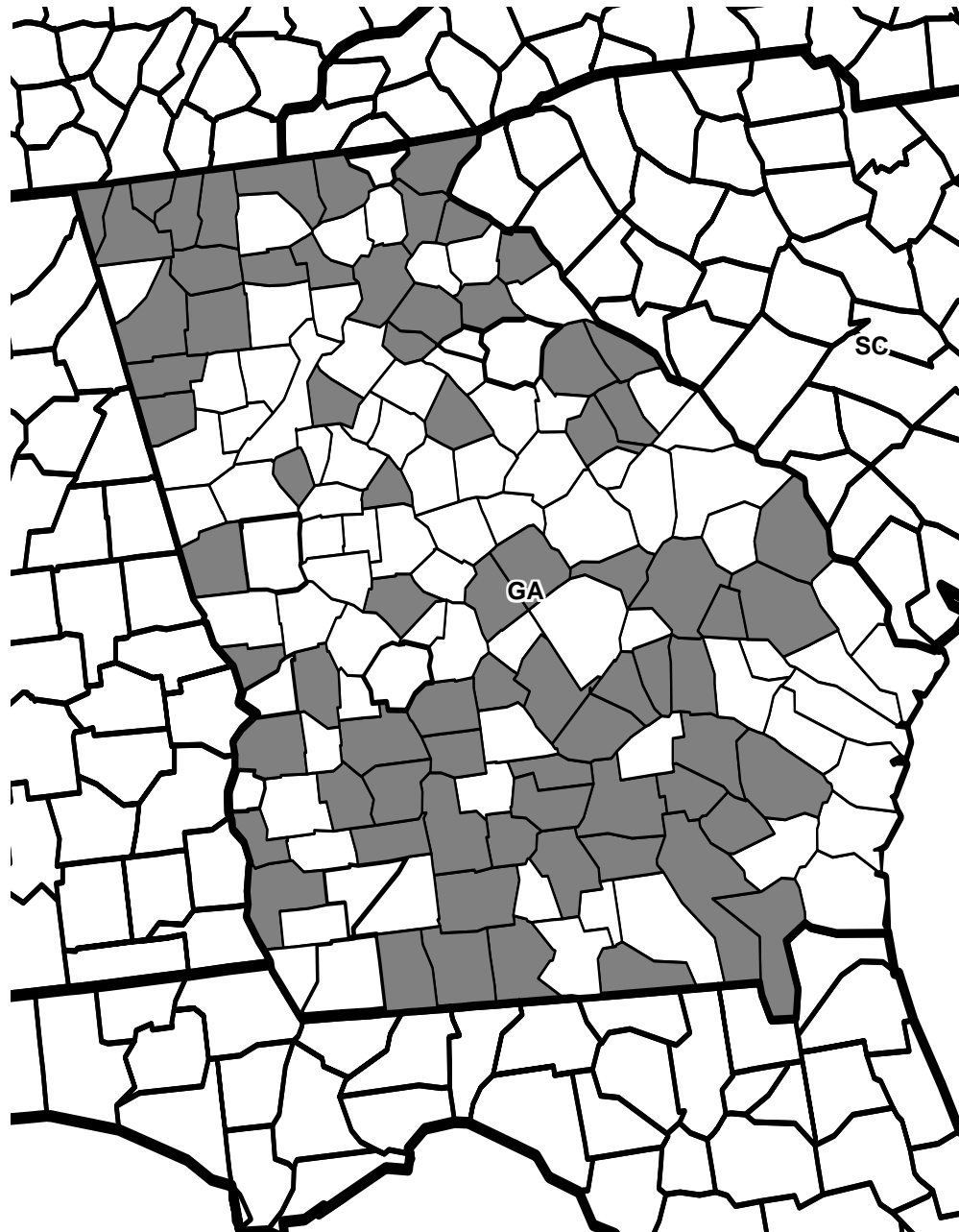
Shading indicates counties for which the mean score of all general population respondents in that county is at or higher than the median score of all general population respondents regarding deer herd health. In short, general population respondents in shaded counties have a higher mean perception of deer herd health than do general population respondents in unshaded counties.

**Q26. In the county where you live, do you think there are more deer now compared to 5 years ago, the same number of deer, or do you think there are fewer deer than 5 years ago?**



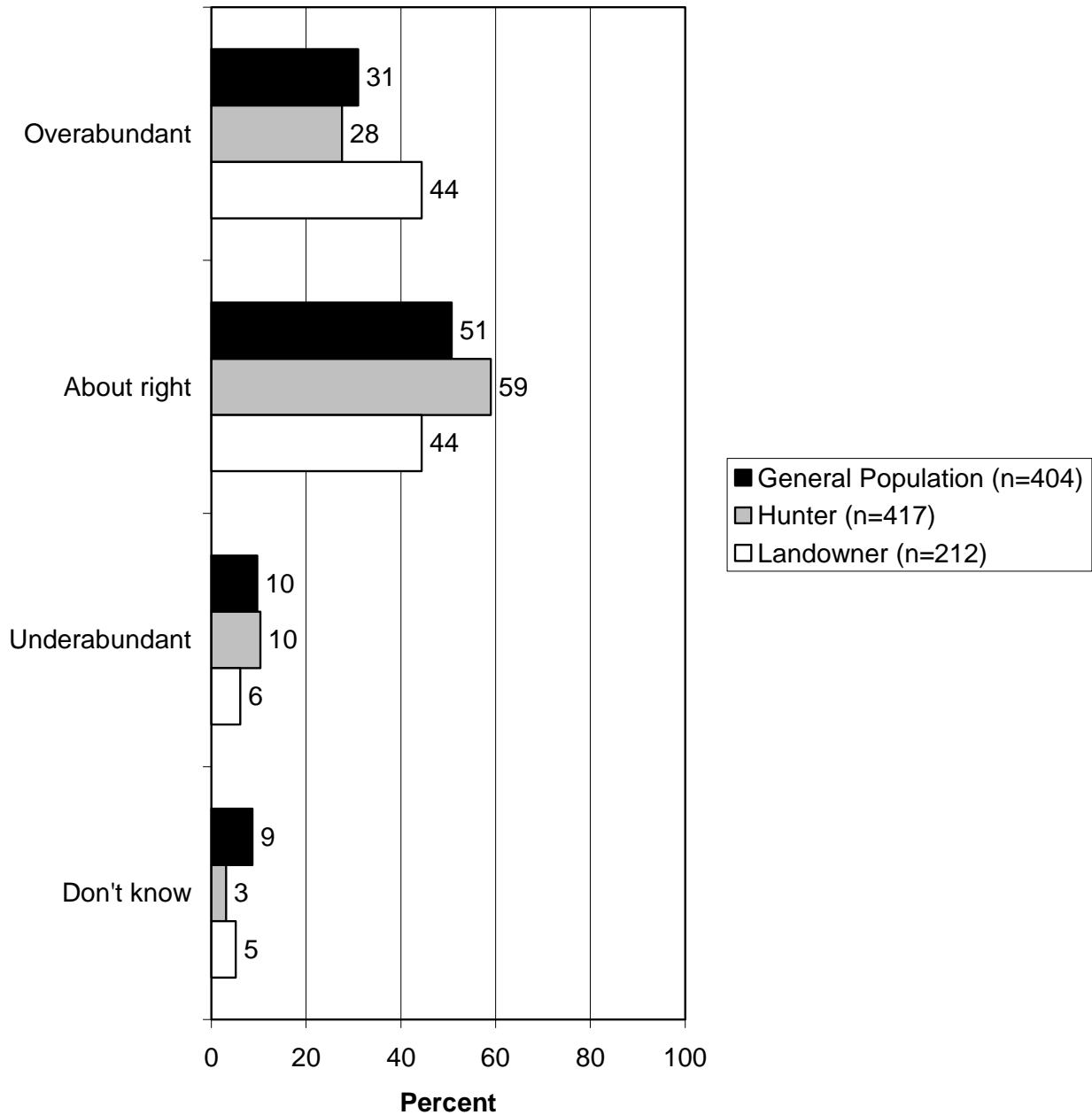


**Counties with High Perceptions of Deer Herd Size Relative to the Median Perception**

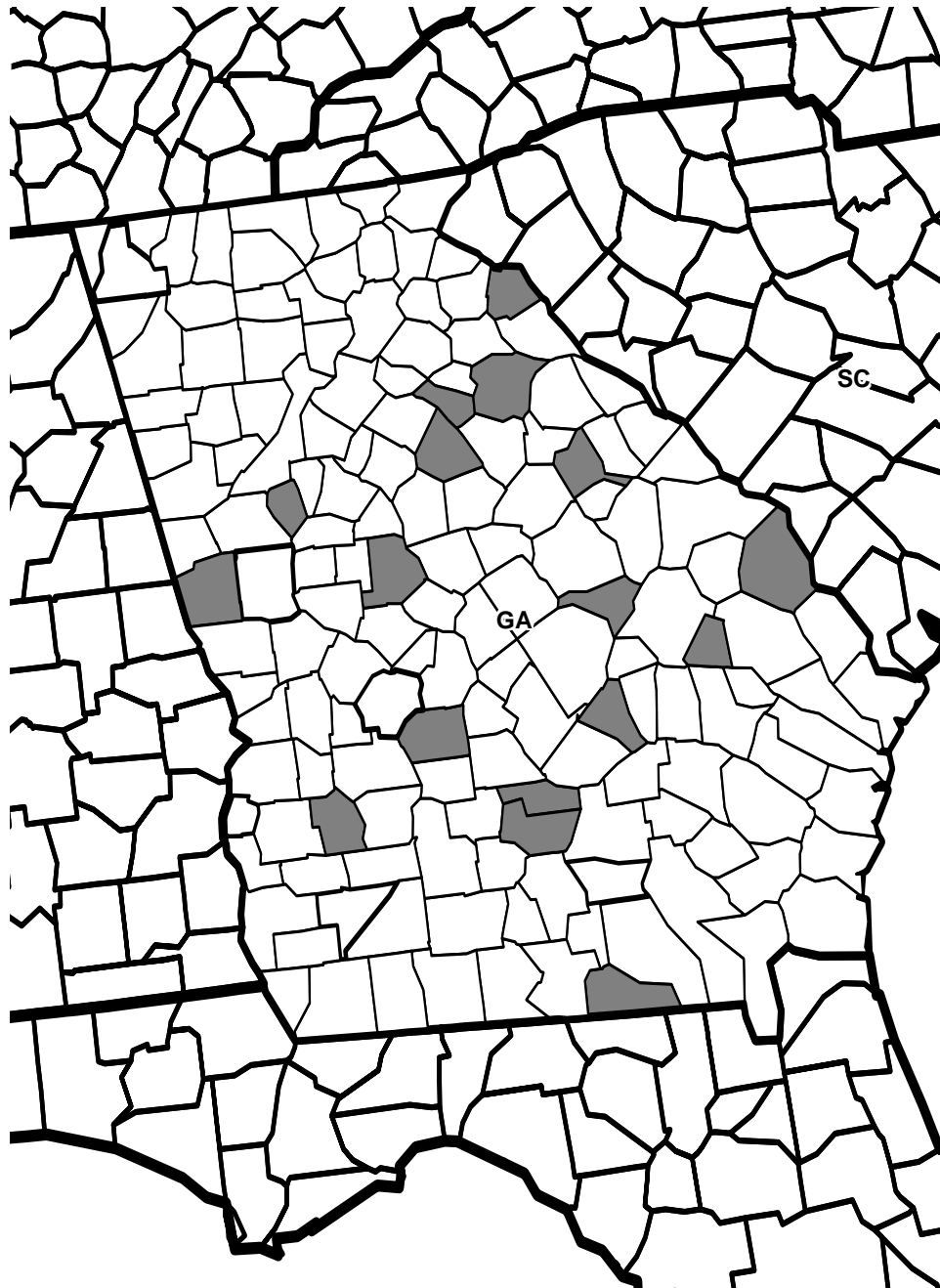


Shading indicates counties for which the mean score of all general population respondents in that county is at or higher than the median score of all general population respondents regarding deer herd size. In short, general population respondents in shaded counties have a higher mean perception of deer herd size than do general population respondents in unshaded counties.

**Q27. Do you think the deer population in the county where you live is overabundant, about right, or under-abundant?**

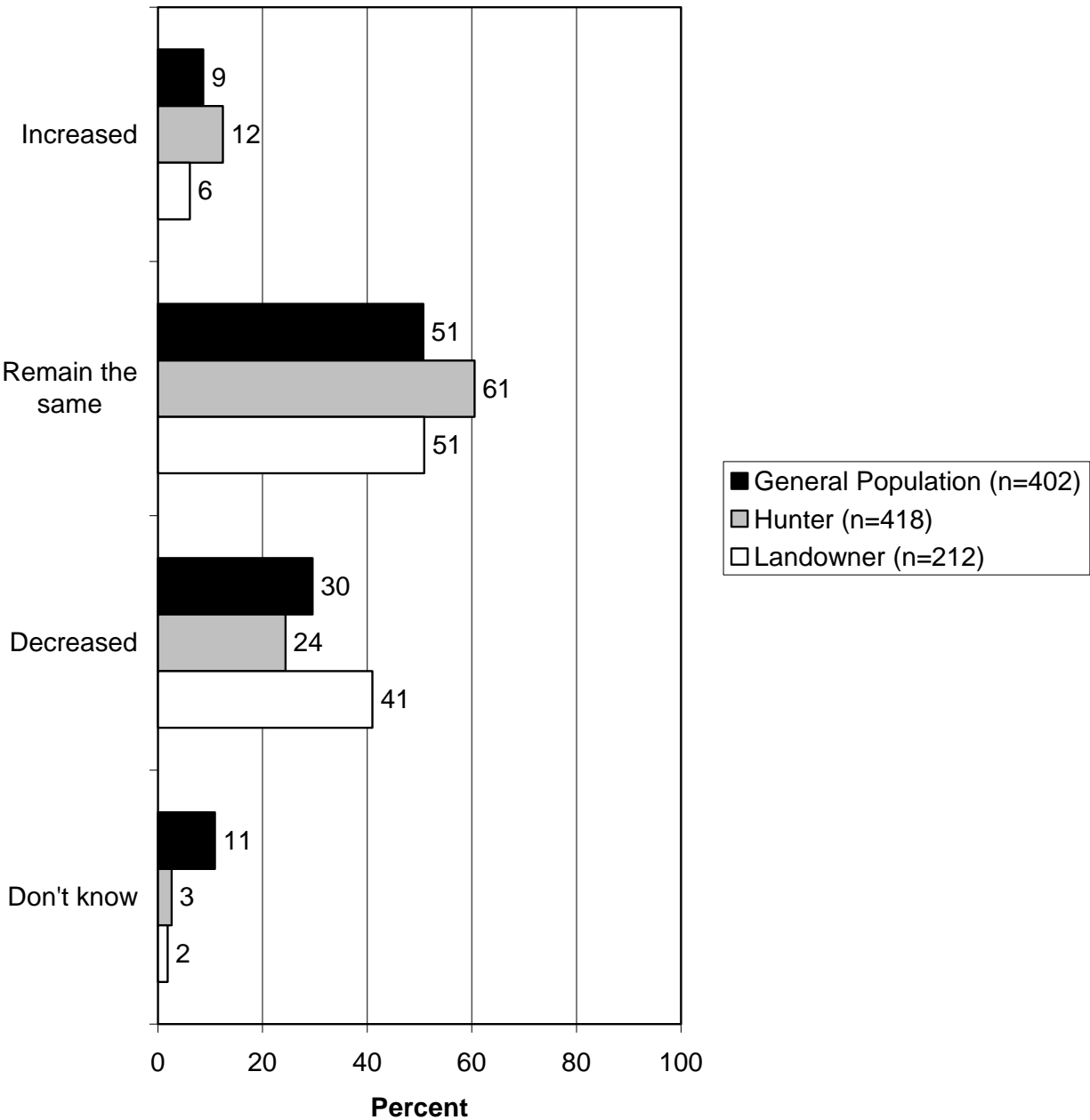


**Counties with High Perceptions of Deer Abundance Relative to the Median Perception**

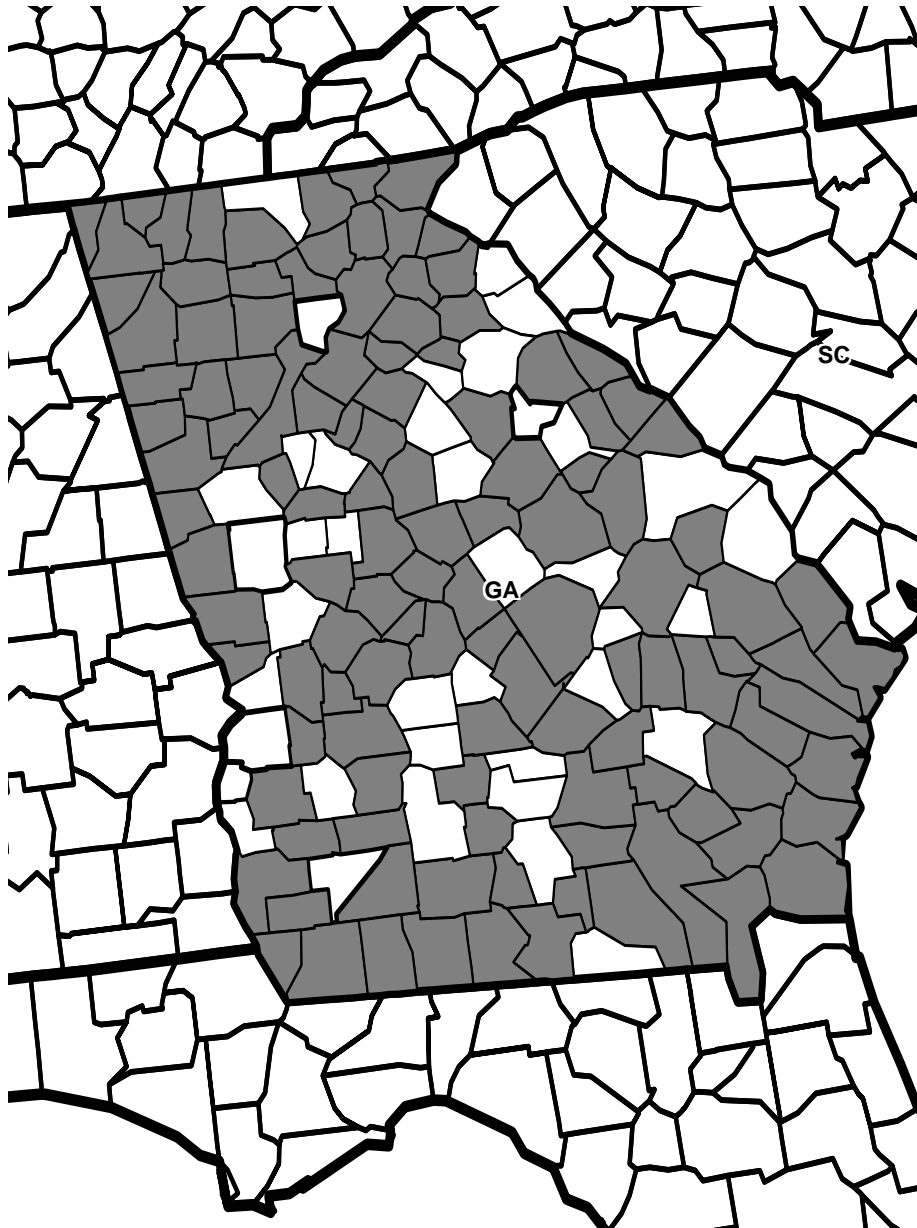


Shading indicates counties for which the mean score of all general population respondents in that county is at or higher than the median score of all general population respondents regarding the abundance of deer. In short, general population respondents in shaded counties have a higher mean perception of the abundance of deer than do general population respondents in unshaded counties.

**Q28. In your opinion should the deer population in the county where you live be increased, remain the same, or be decreased?**

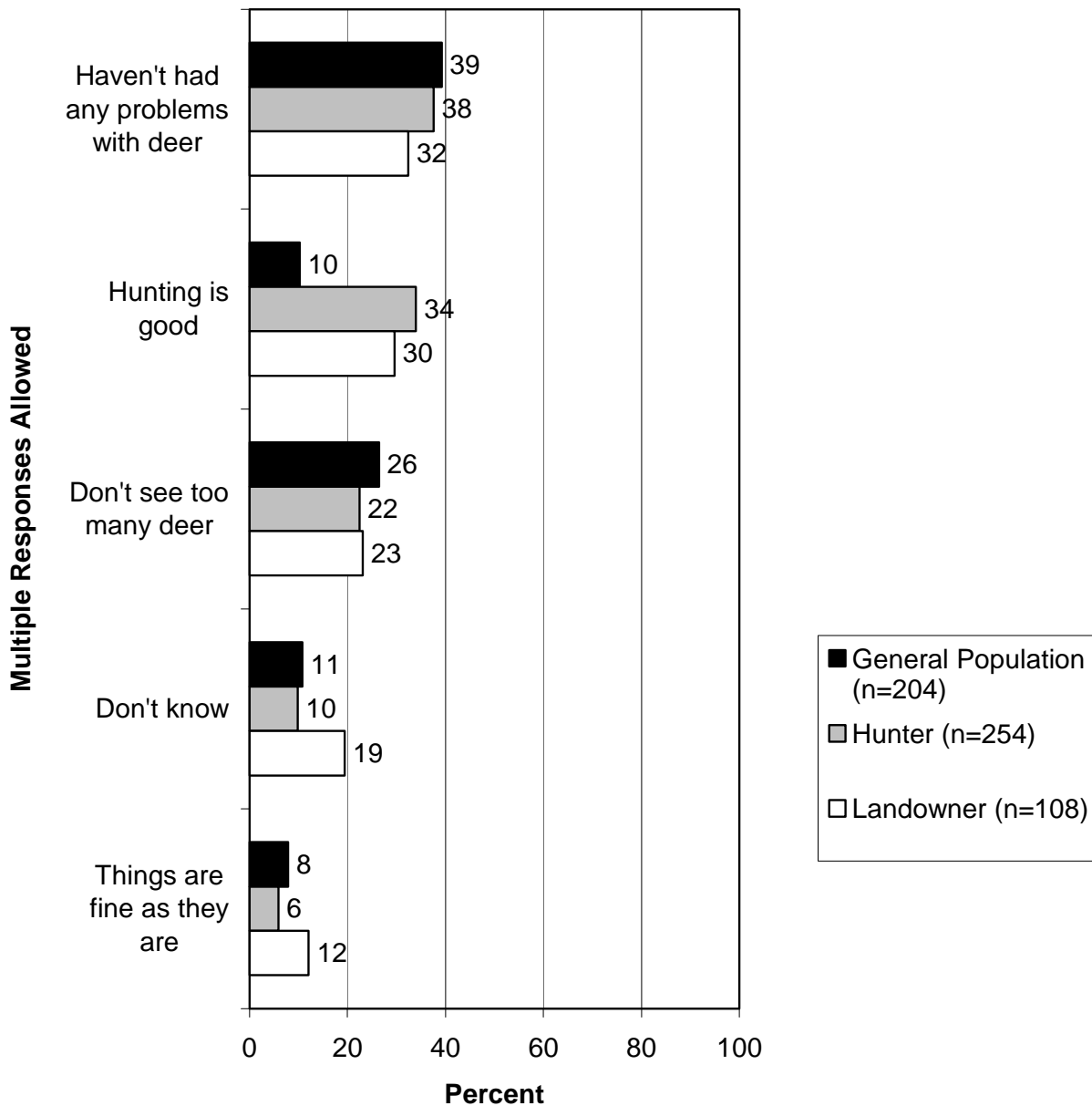


**Counties with High Desires Regarding Whether the Deer Herd Should Be Increased or Decreased Relative to the Median Desires**



Shading indicates counties for which the mean score of all general population respondents in that county is at or higher than the median score of all general population respondents regarding whether the deer herd should be increased or decreased. In short, general population respondents in shaded counties have a higher mean desire regarding whether the deer herd should be increased than do general population respondents in unshaded counties.

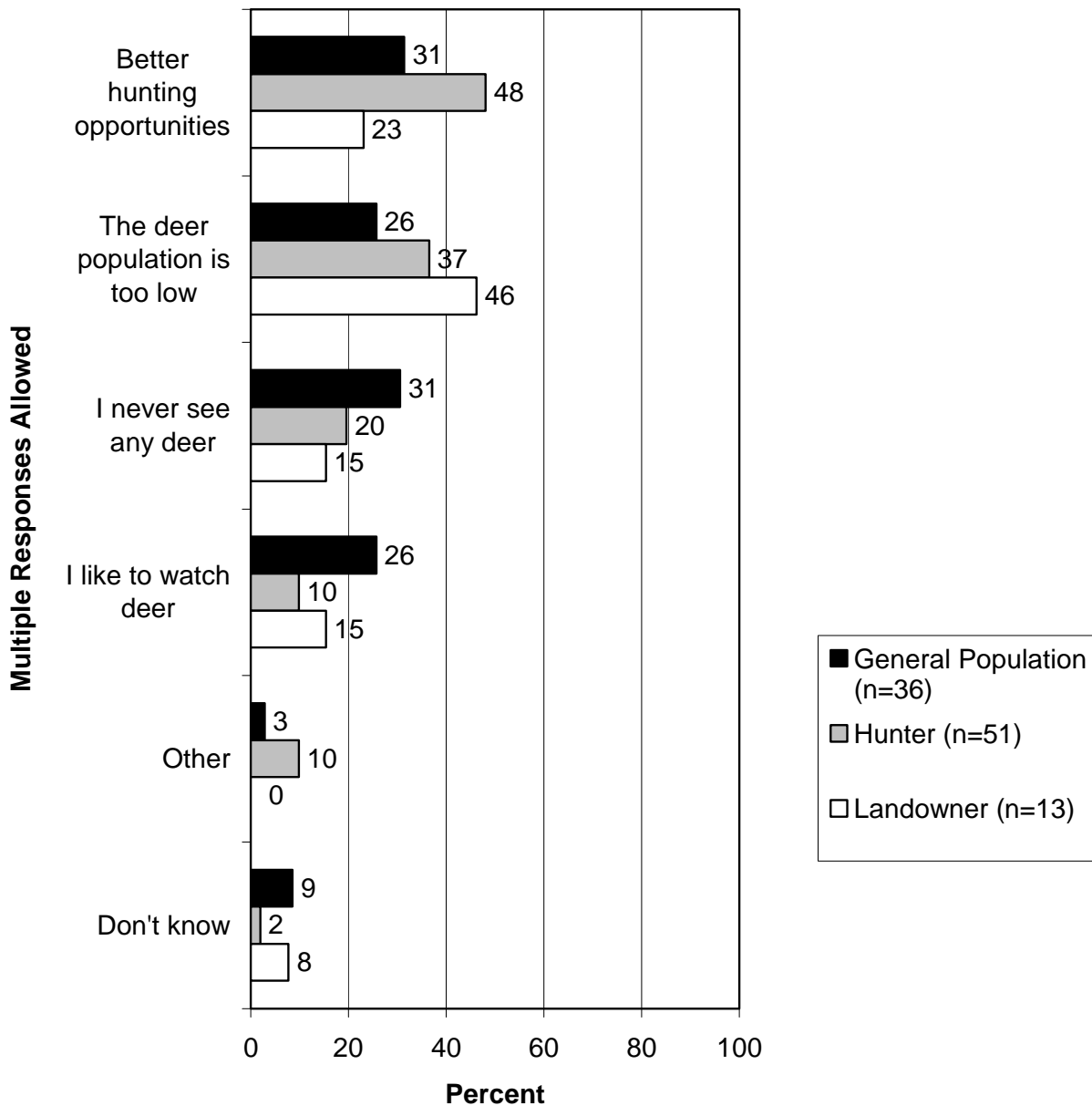
**Q38. Why do you think the deer population in the county where you live should stay the same?  
(Asked of those who think the deer population in their county should remain the same.)**



**OPINIONS ON INCREASING THE SIZE OF THE DEER POPULATION IN GEORGIA**

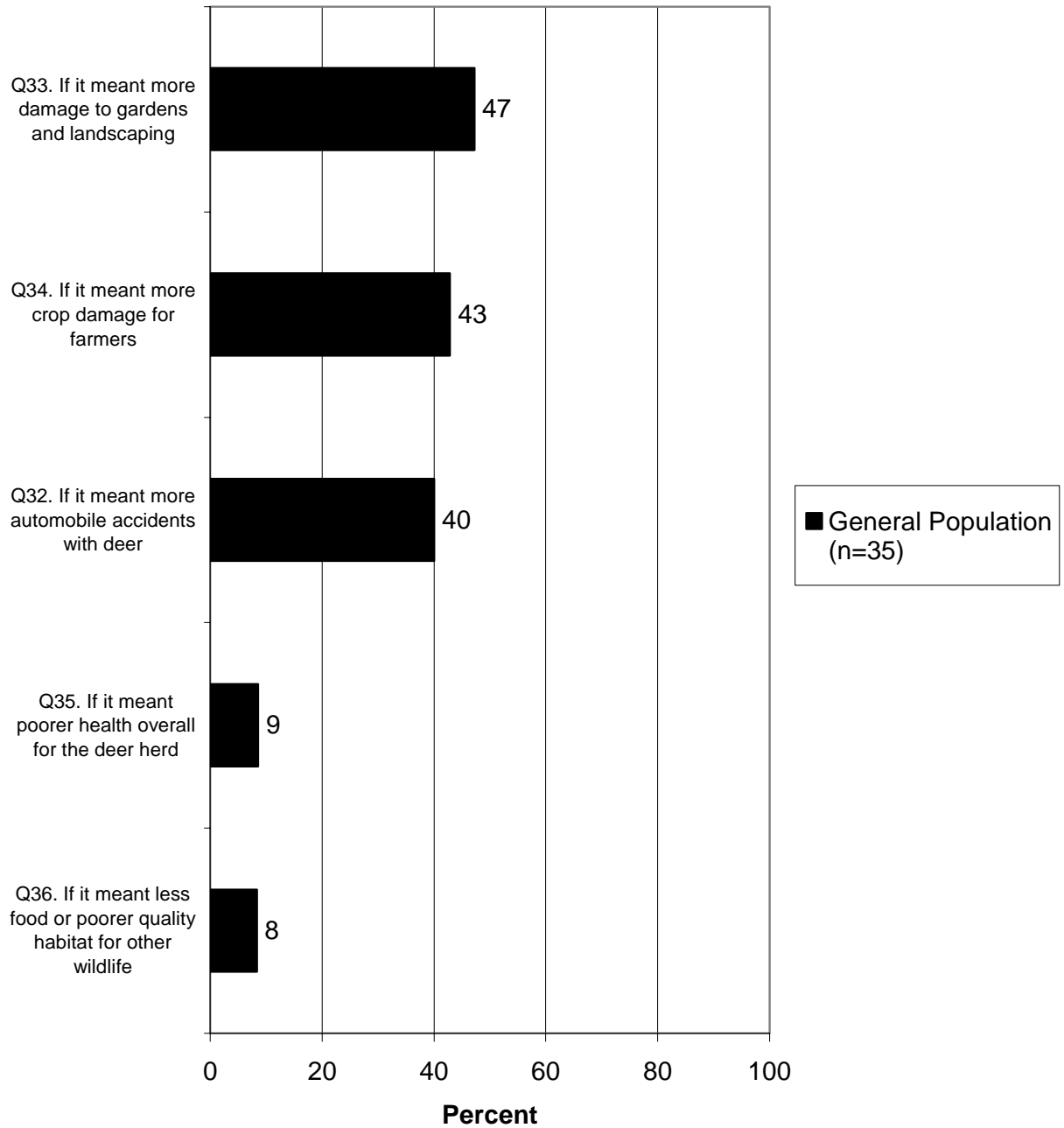
- Those respondents who said that they thought the deer population in their county should be increased most commonly gave as their reasoning that doing so would offer better hunting opportunities or that they believe the deer population is too low.
  
- In follow up, those respondents who said that they thought the deer population in their county should be increased were asked about their support for increasing the deer population when five specific consequences were discussed. Three of the five consequences did not greatly erode support, with majorities in support of increasing the deer population, even if it means more damage to gardens and landscaping, even if it means more crop damage, and even if it means there would be more automobile-deer collisions. Support nearly completely disappears if respondents are informed that an increased deer population could result in less food and poorer quality habitat for other wildlife or in poorer health for the deer herd.

**Q30. Why do you think the deer population in the county where you live should be increased? (Asked of those who think the deer population in their county should be increased.)**

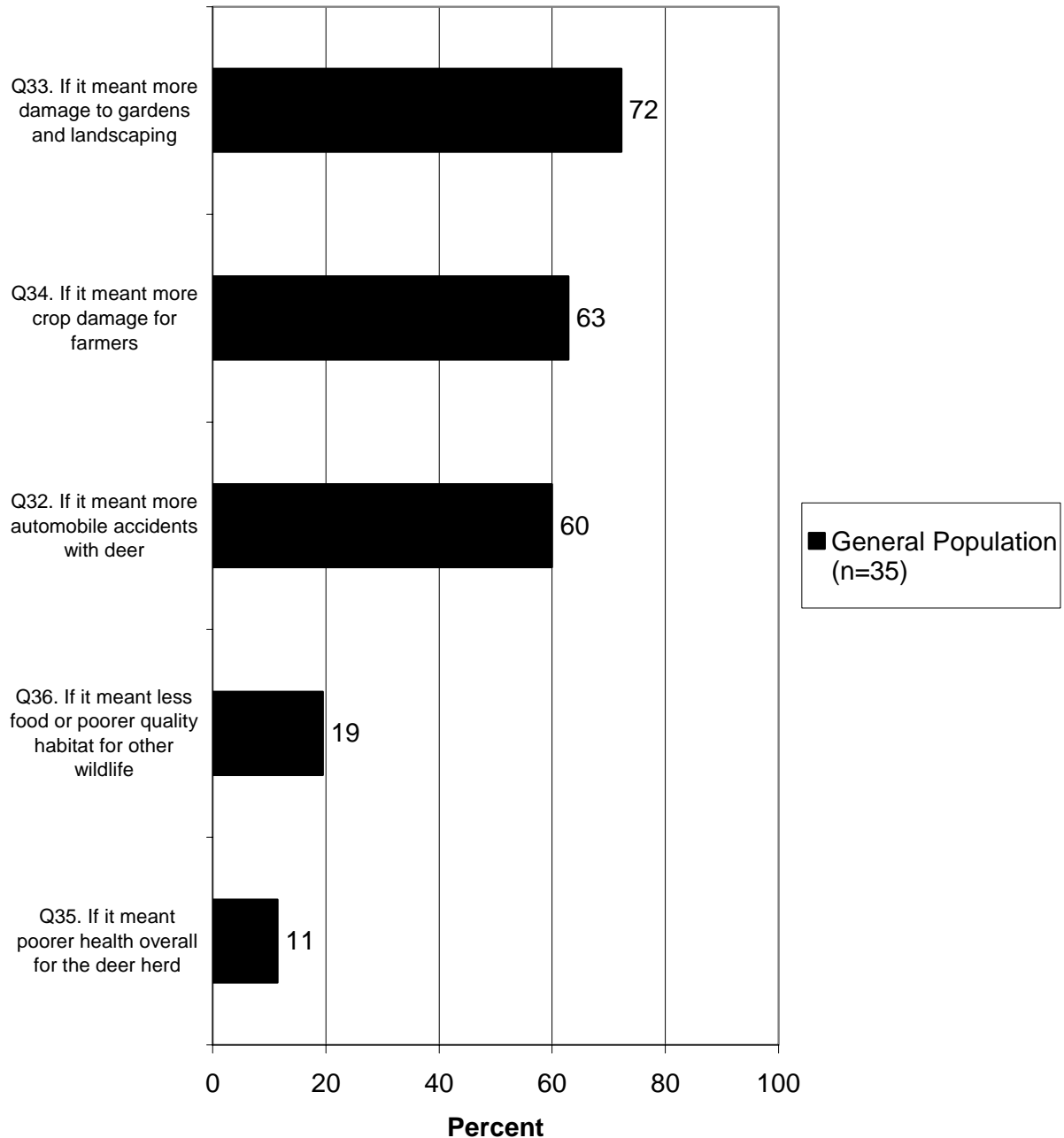




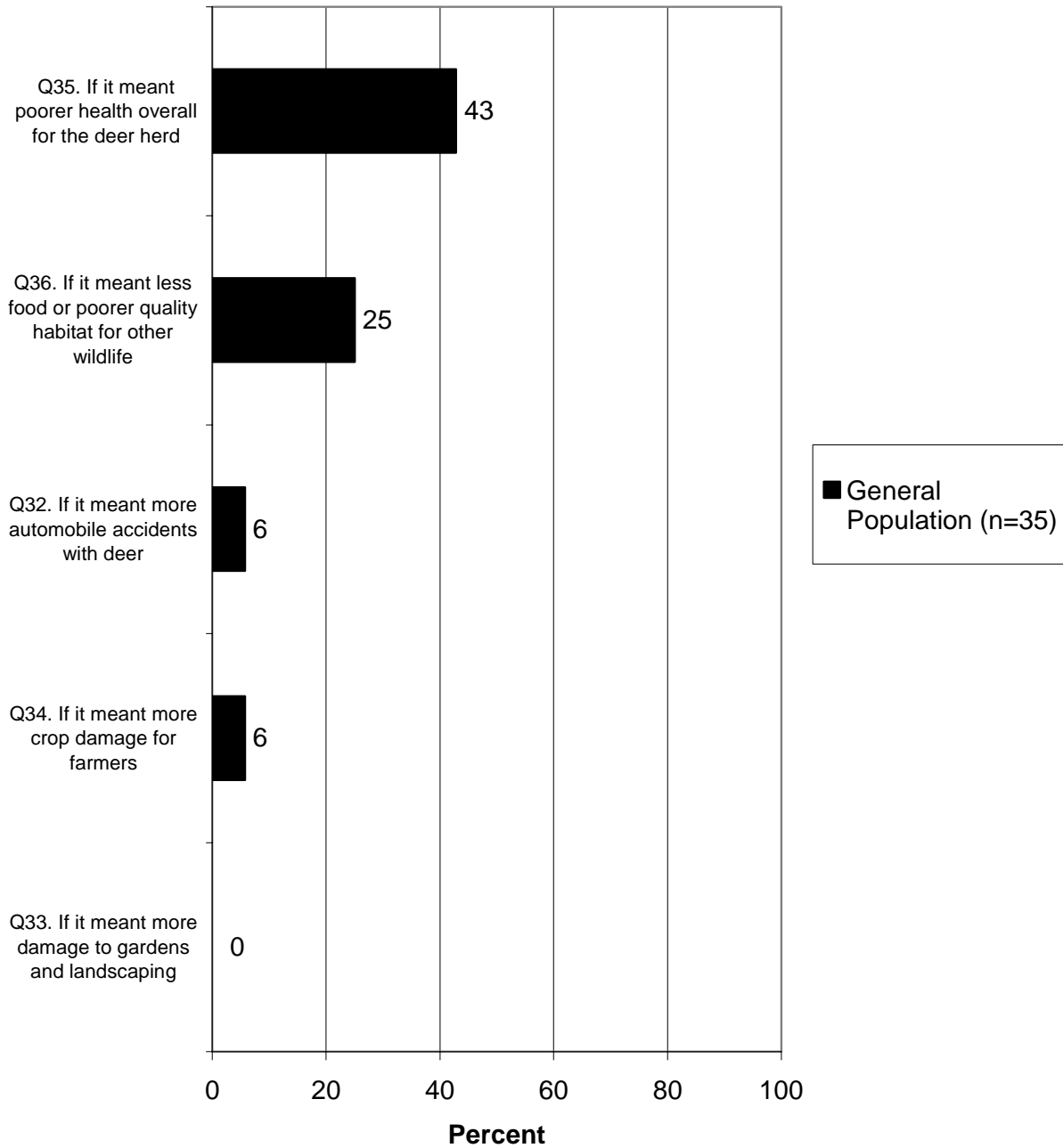
**Q32-36. Percent who strongly support an increase in the deer herd if (asked of those who said that they thought the deer population in their county should be increased):**



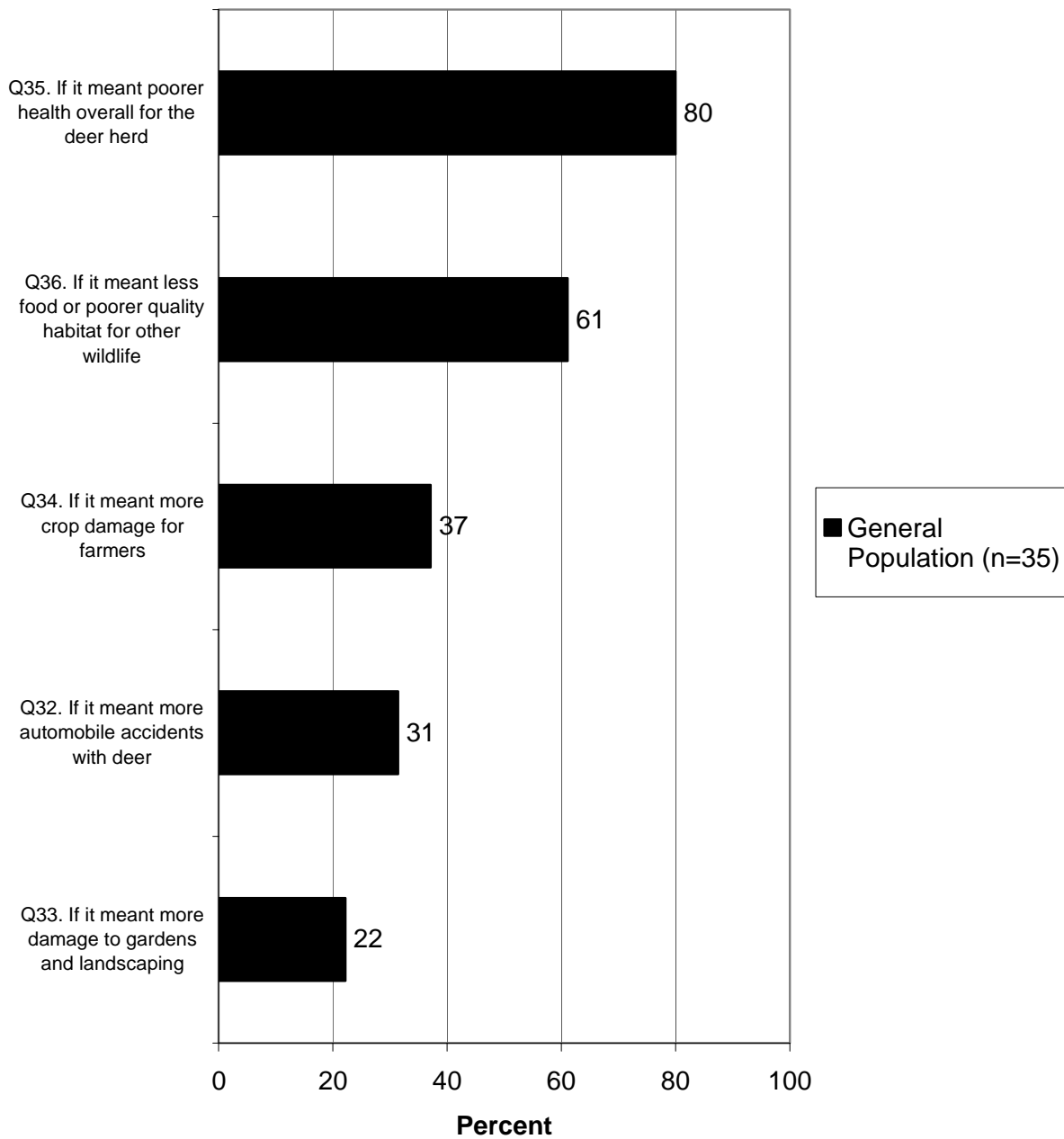
**Q32-36. Percent who strongly or moderately support an increase in the deer herd if (asked of those who said that they thought the deer population in their county should be increased):**



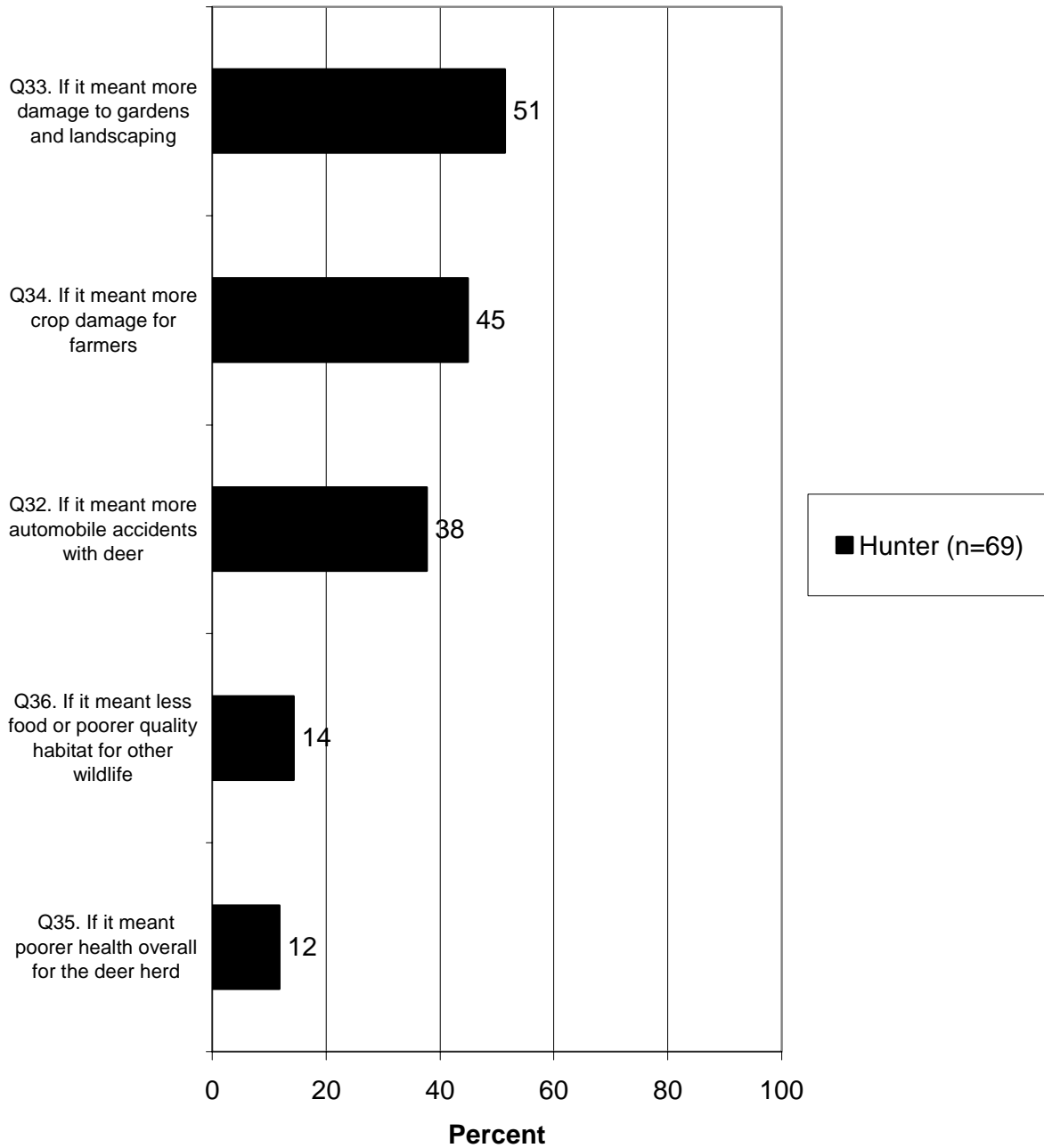
**Q32-36. Percent who strongly oppose an increase in the deer herd if (asked of those who said that they thought the deer population in their county should be increased):**



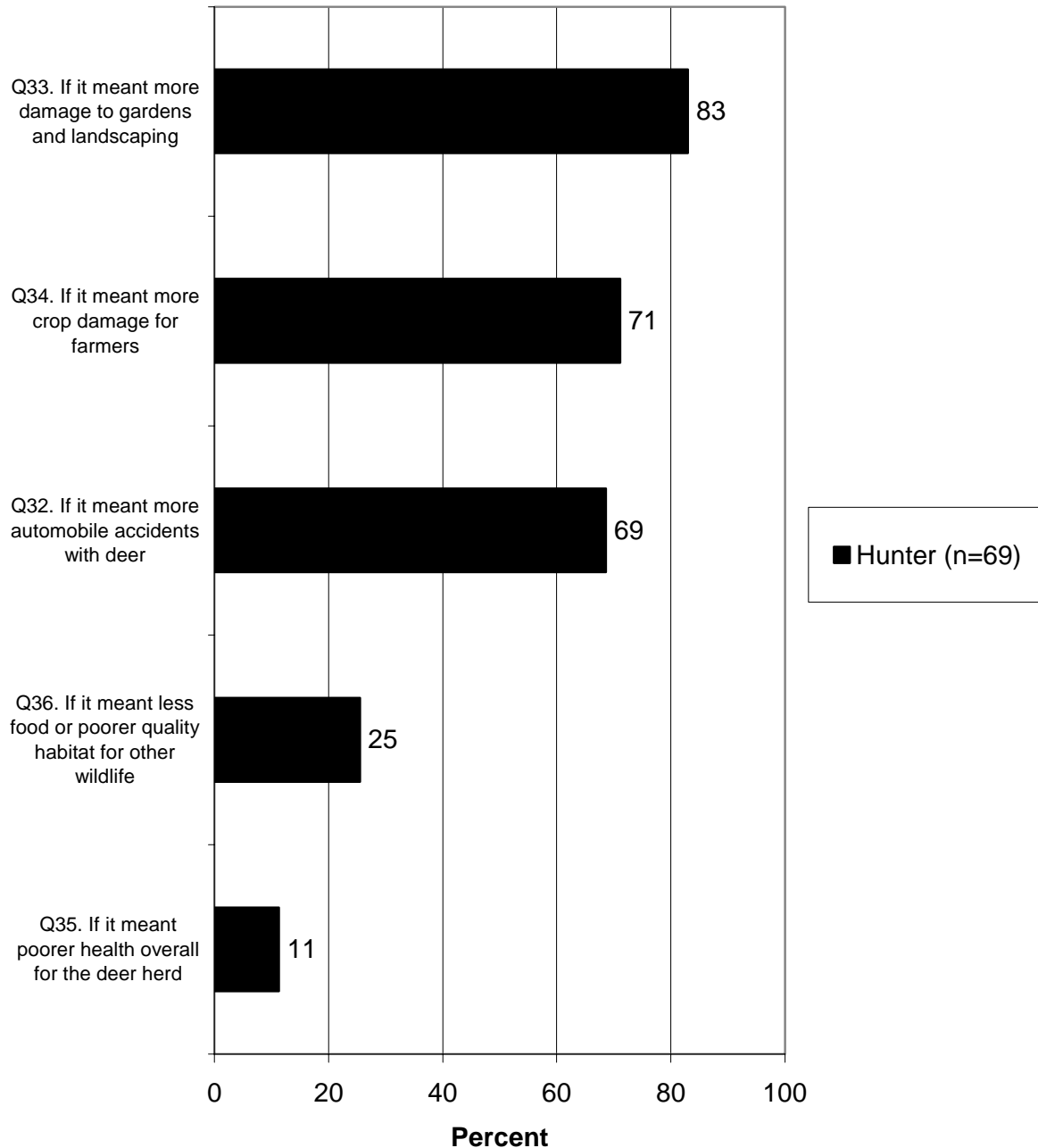
**Q32-36. Percent who moderately or strongly oppose an increase in the deer herd if (asked of those who said that they thought the deer population in their county should be increased):**



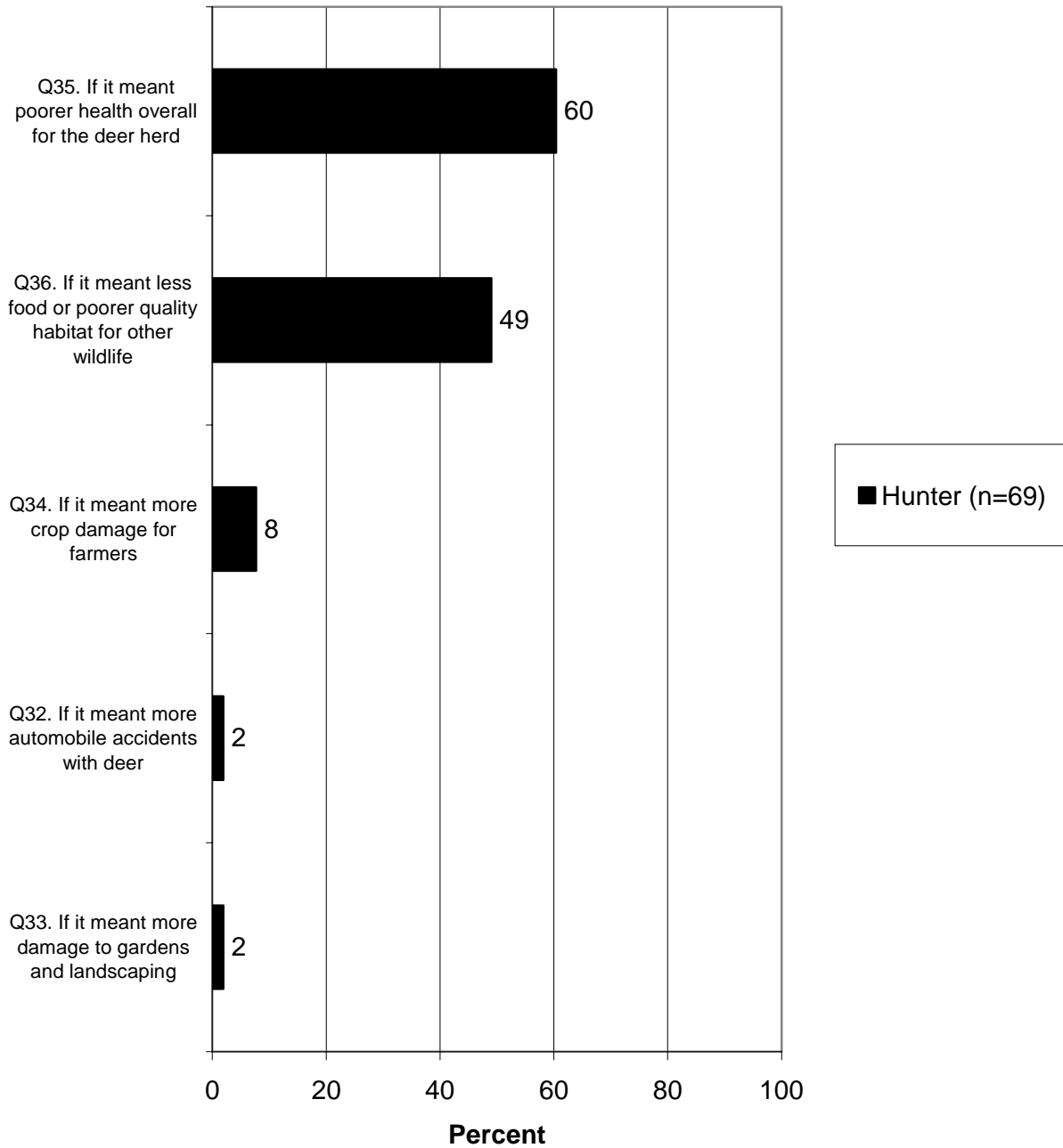
**Q32-36. Percent who strongly support an increase in the deer herd if (asked of those who said that they thought the deer population in their county should be increased):**



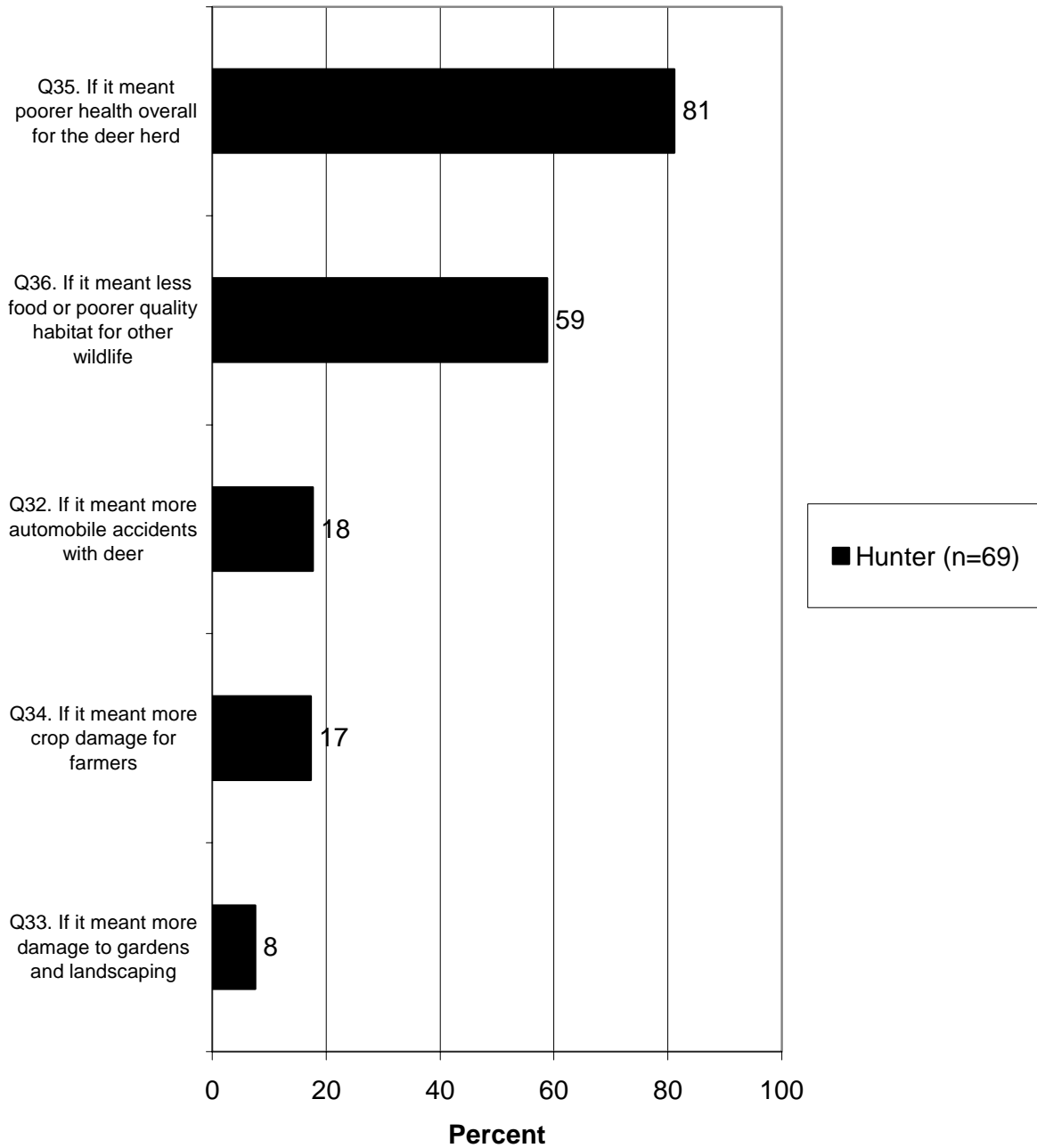
**Q32-36. Percent who strongly or moderately support an increase in the deer herd if (asked of those who said that they thought the deer population in their county should be increased):**



**Q32-36. Percent who strongly oppose an increase in the deer herd if (asked of those who said that they thought the deer population in their county should be increased):**

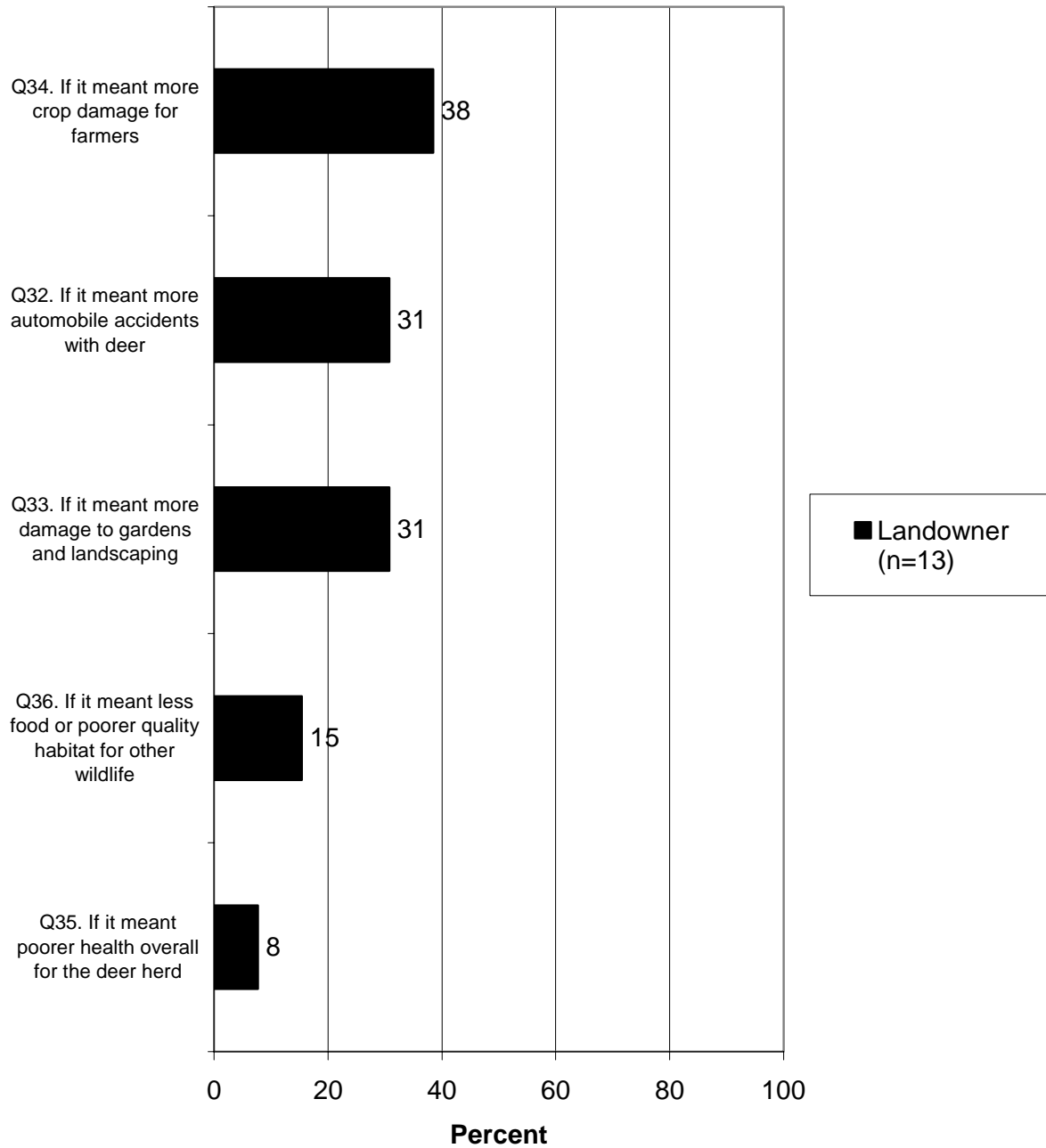


**Q32-36. Percent who moderately or strongly oppose an increase in the deer herd if (asked of those who said that they thought the deer population in their county should be increased):**

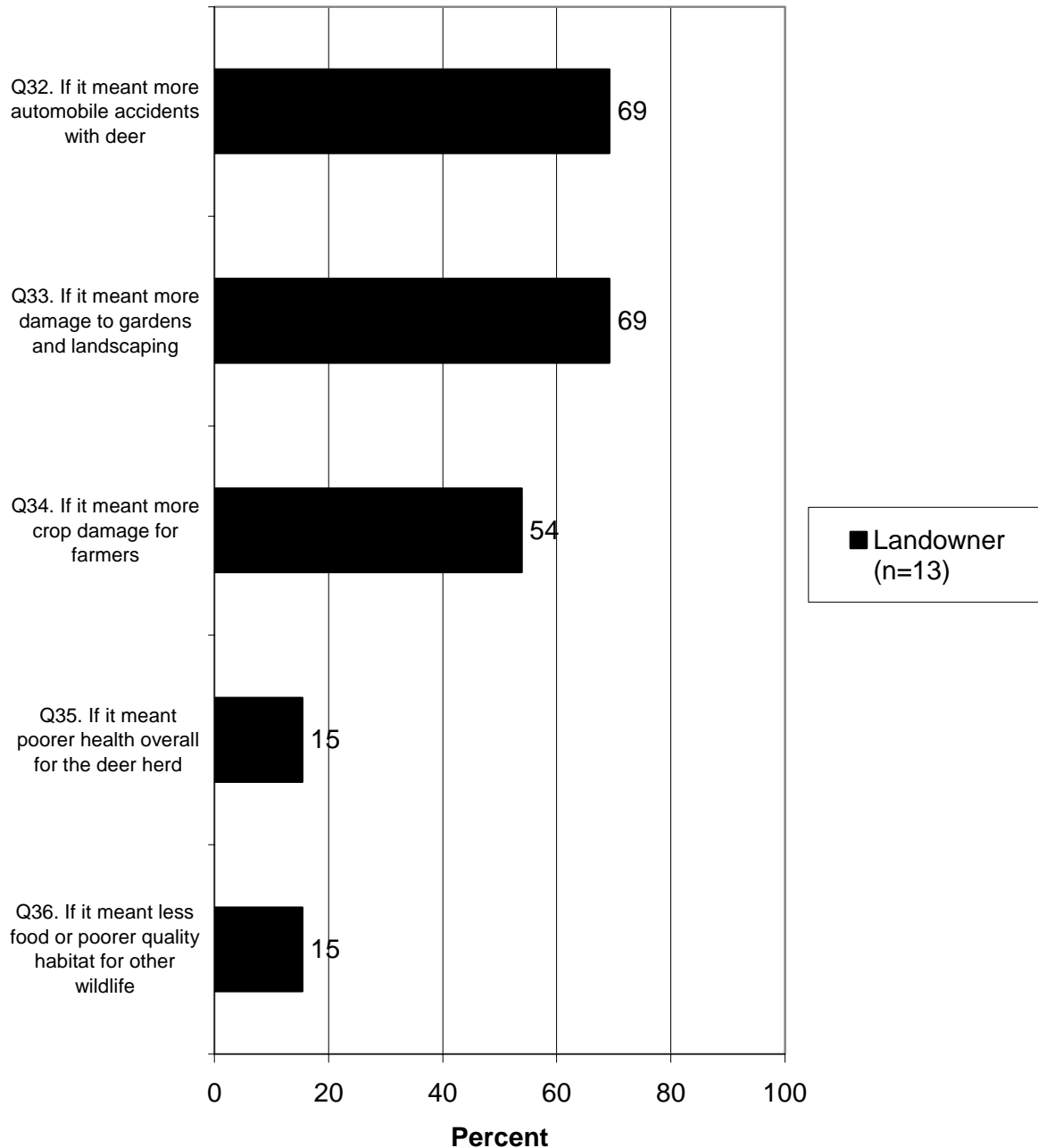




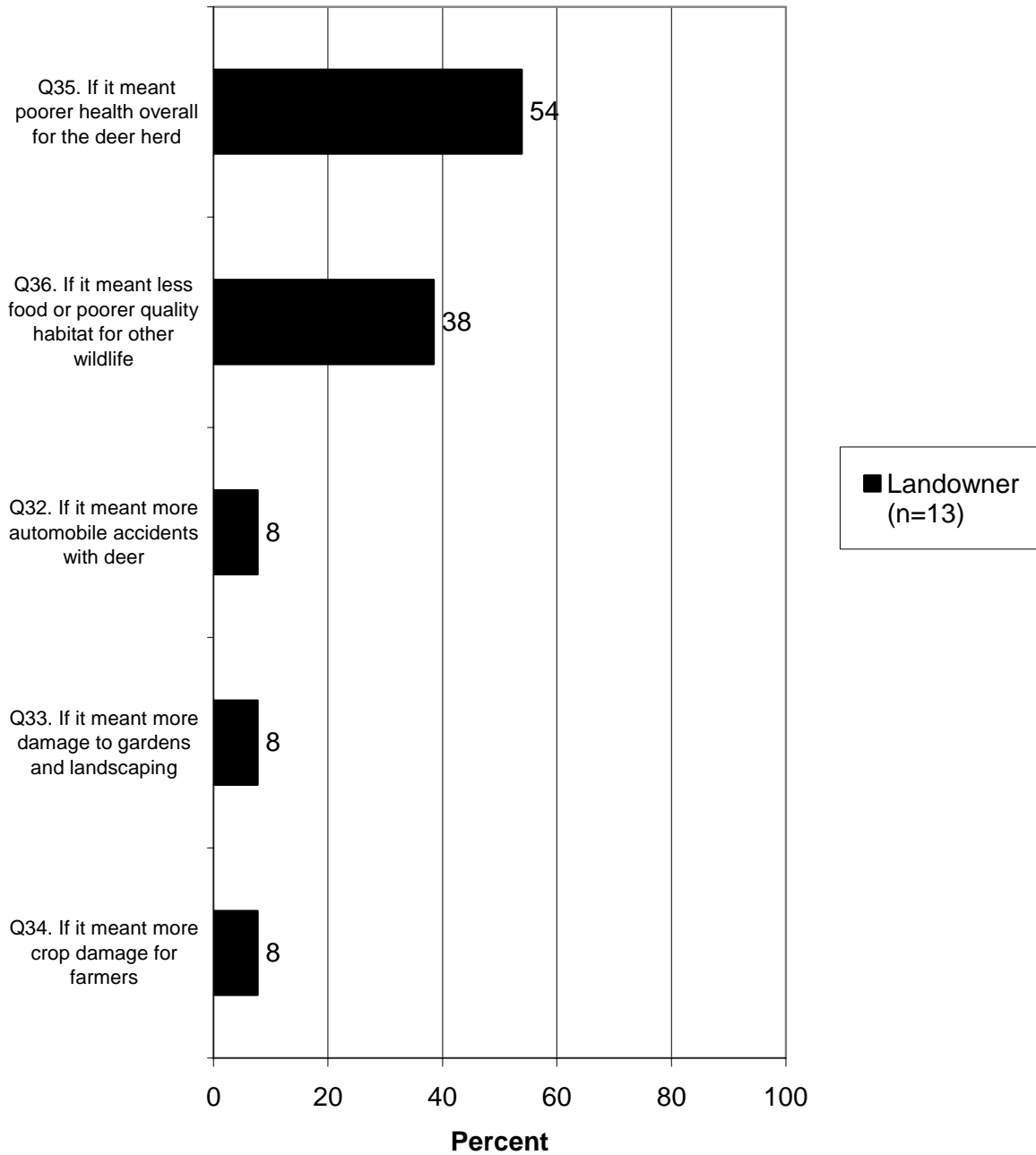
**Q32-36. Percent who strongly support an increase in the deer herd if (asked of those who said that they thought the deer population in their county should be increased):**



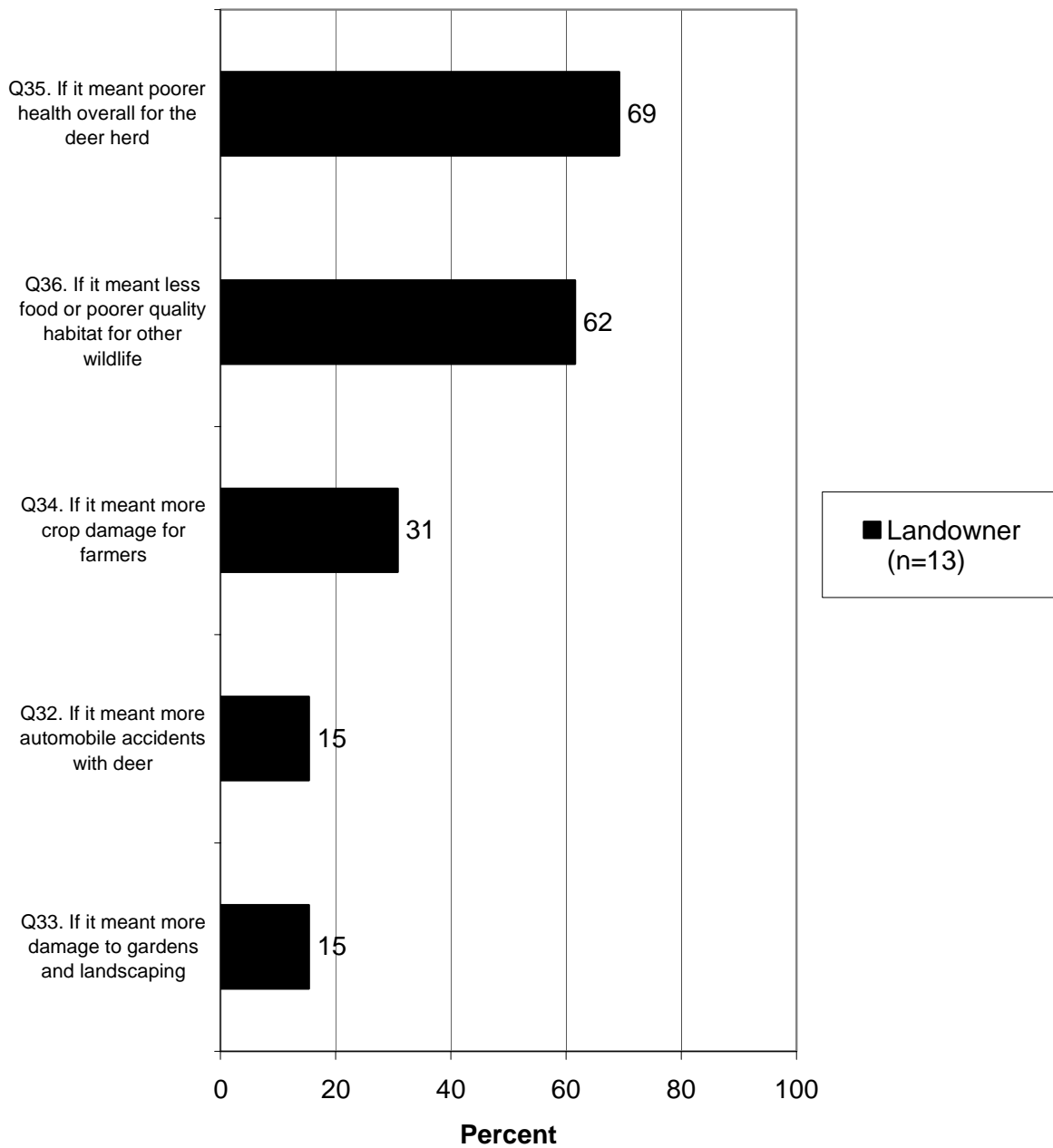
**Q32-36. Percent who strongly or moderately support an increase in the deer herd if (asked of those who said that they thought the deer population in their county should be increased):**



**Q32-36. Percent who strongly oppose an increase in the deer herd if (asked of those who said that they thought the deer population in their county should be increased):**



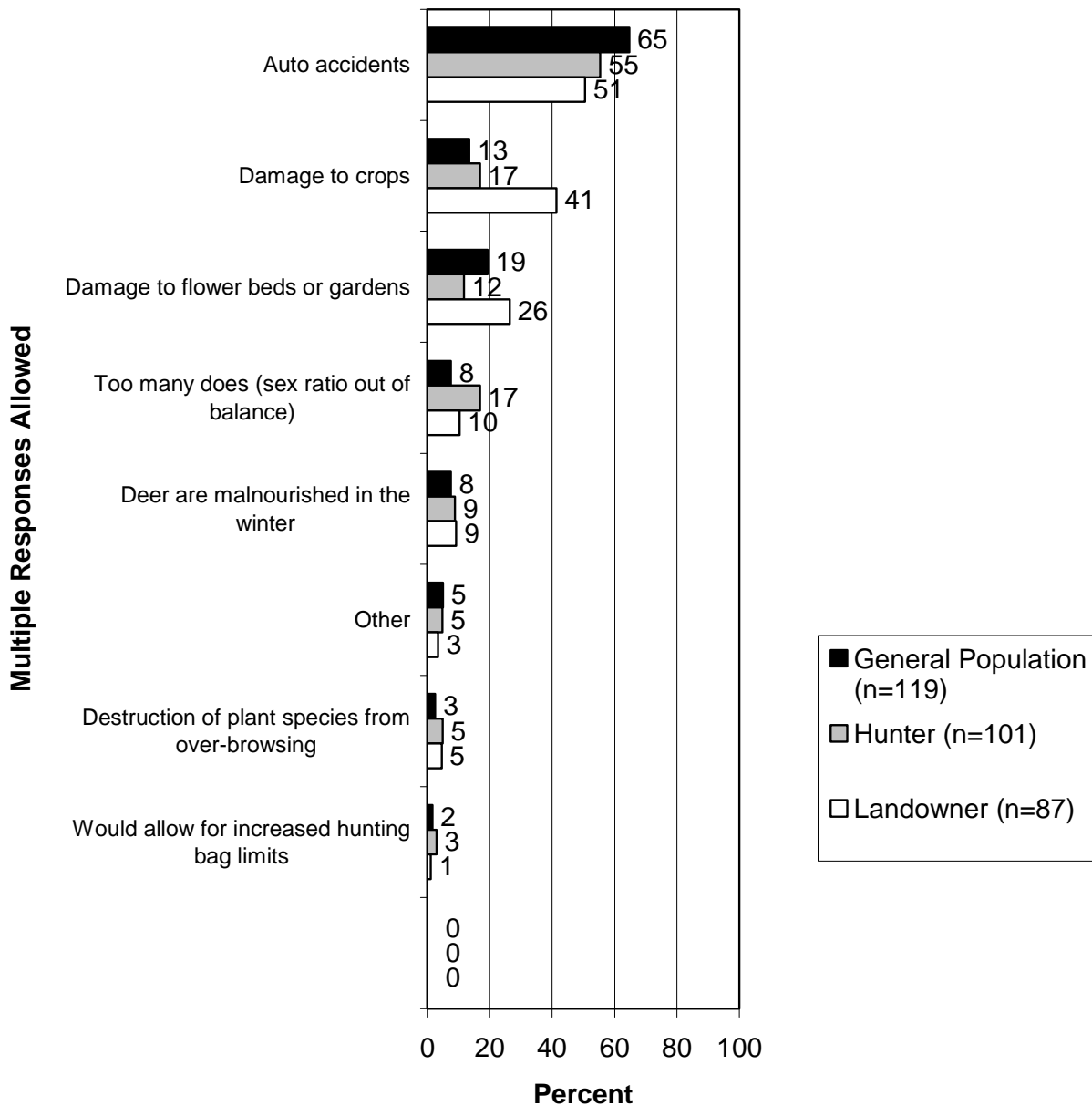
**Q32-36. Percent who moderately or strongly oppose an increase in the deer herd if (asked of those who said that they thought the deer population in their county should be increased):**



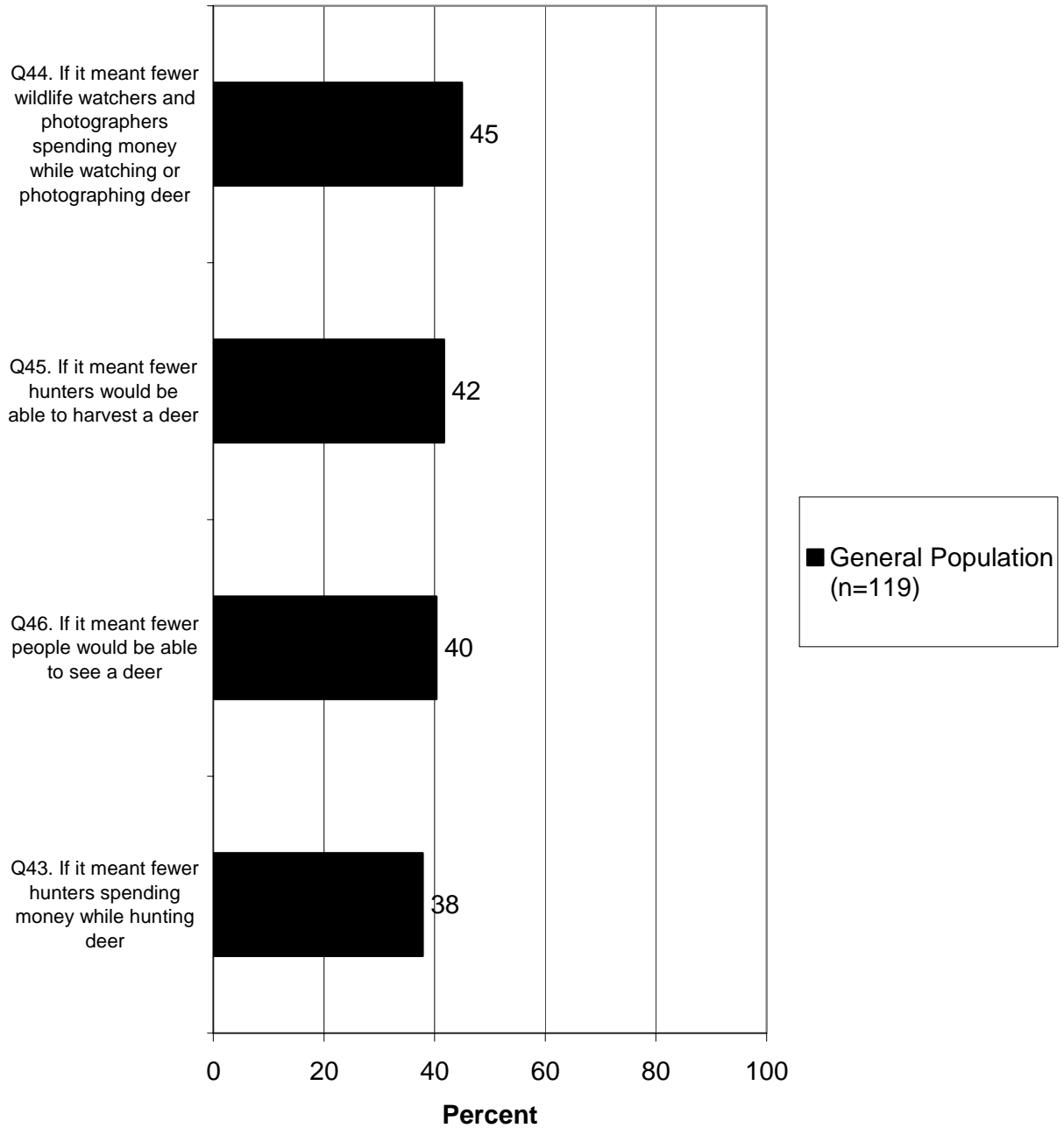
## **OPINIONS ON DECREASING THE SIZE OF THE DEER POPULATION IN GEORGIA**

- Those respondents who said that they thought the deer population in their county should be decreased most commonly gave as their reasoning a reduction in automobile-deer collisions. Among landowners, a large percentage cited damage to crops.
  
- In follow up, those respondents who said that they thought the deer population in their county should be decreased were asked about their support for decreasing the deer population when four specific consequences were discussed. Majorities were still in support despite any of the consequences named: that fewer people would be able to see a deer, that fewer hunters would be spending money, that fewer wildlife watchers would be spending money, and that fewer hunters would be able to harvest a deer.

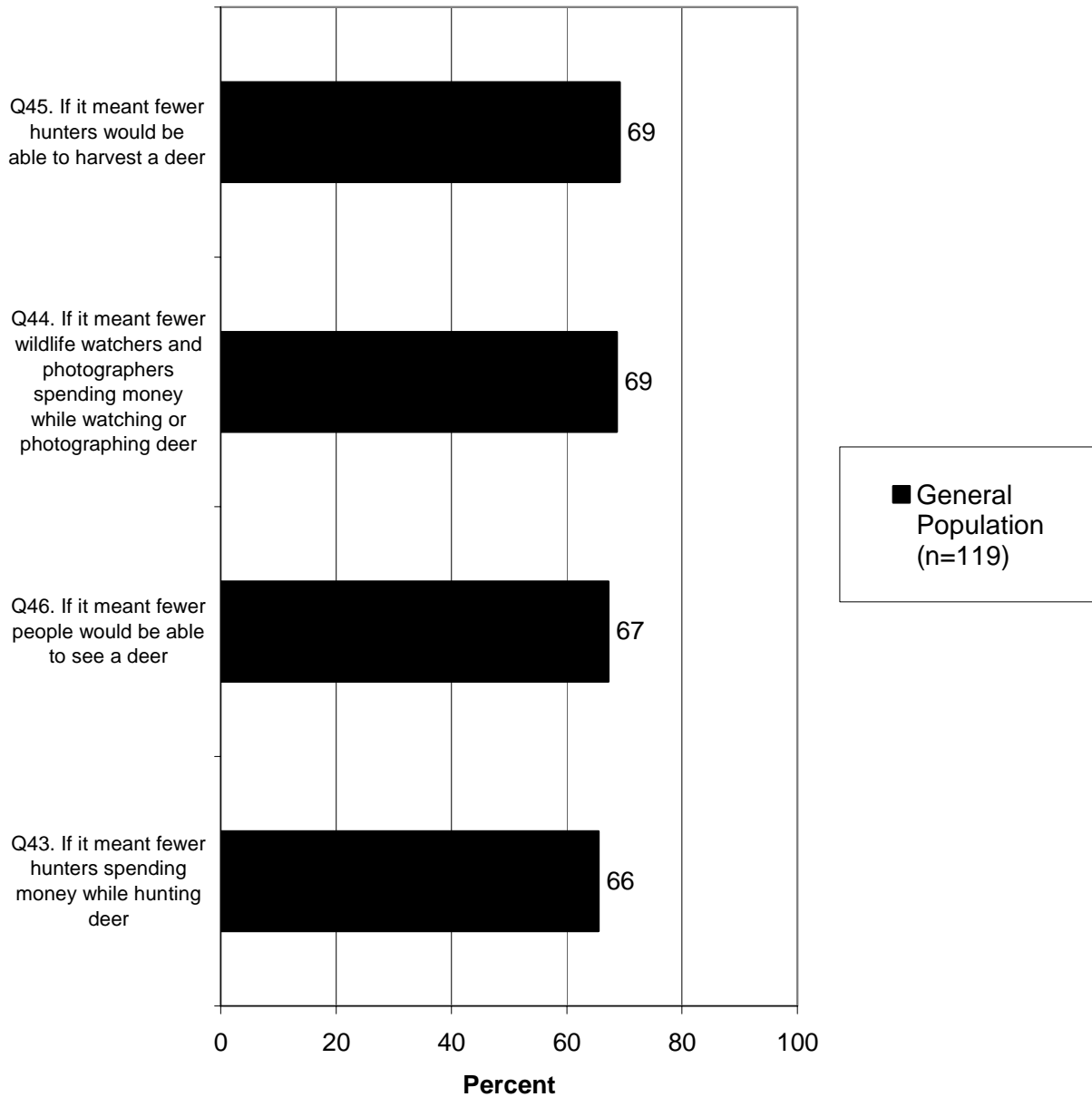
**Q41. Why do you think the deer population in the county where you live should be decreased?  
(Asked of those who think the deer population in their county should be decreased.)**



**Q43-46. Percent who strongly support a decrease in the deer population if (asked of those who said that they thought the deer population in their county should be decreased):**

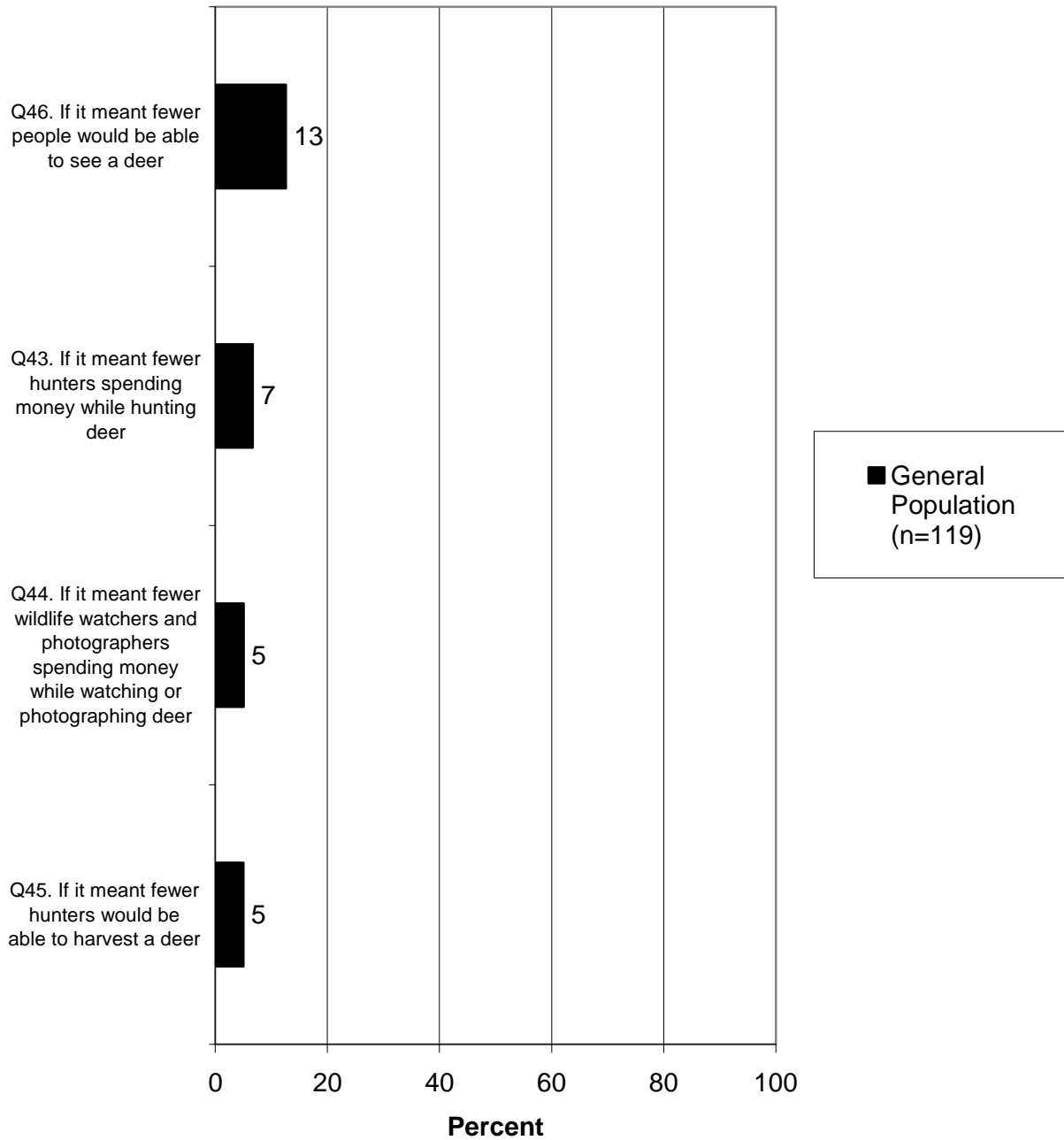


**Q43-46. Percent who strongly or moderately support a decrease in the deer population if (asked of those who said that they thought the deer population in their county should be decreased):**

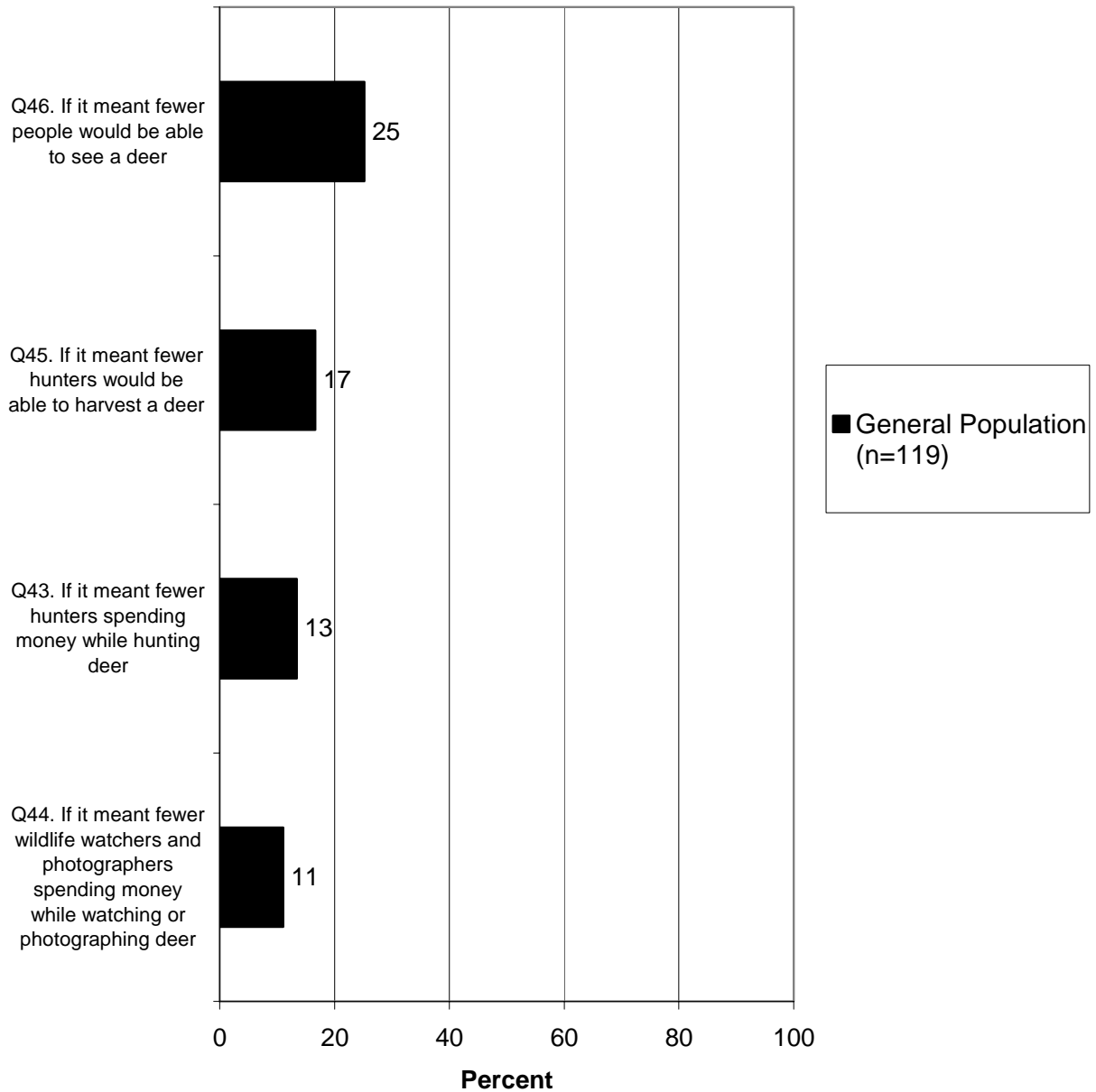




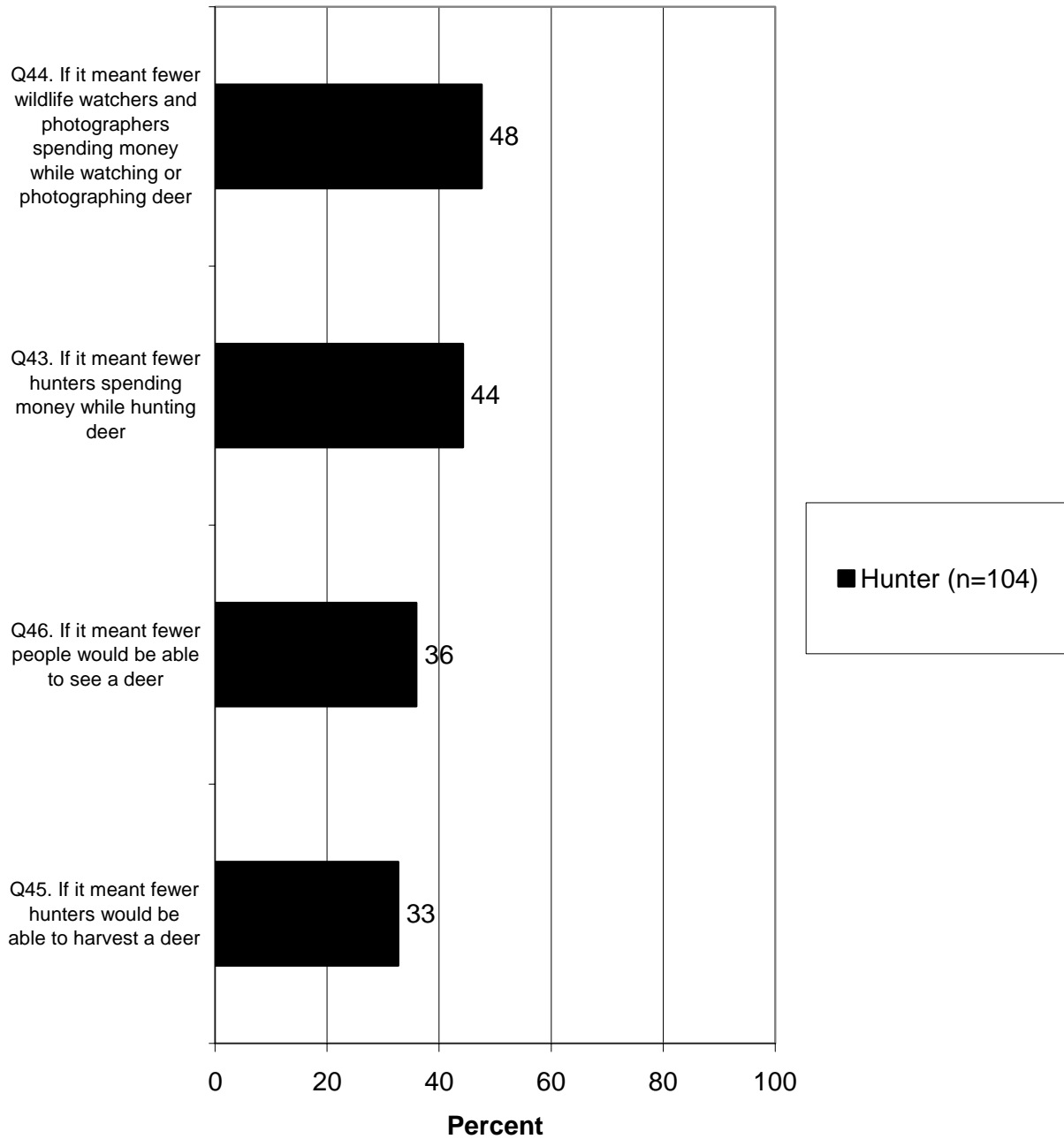
**Q43-46. Percent who strongly oppose a decrease in the deer population if (asked of those who said that they thought the deer population in their county should be decreased):**



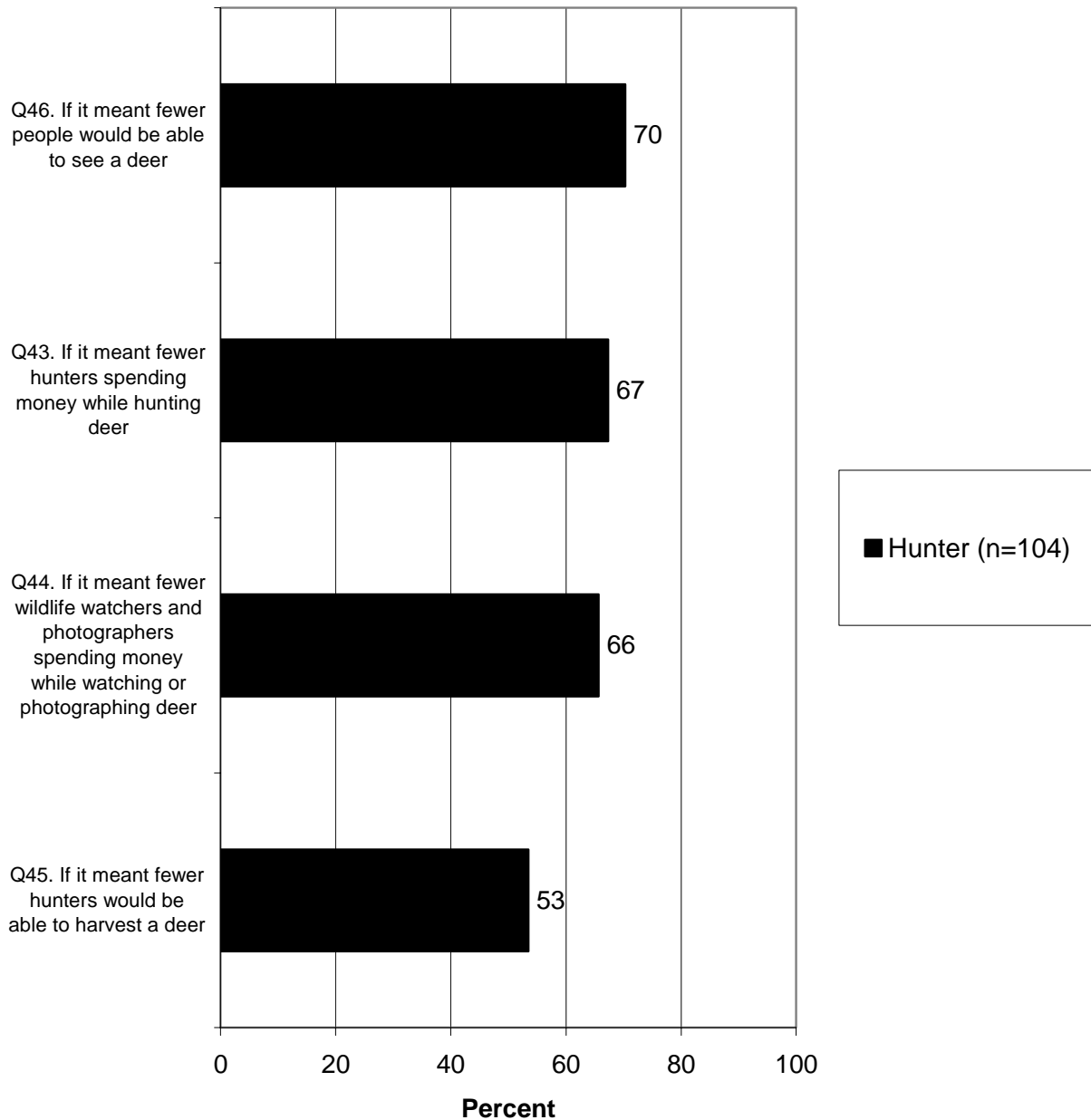
**Q43-46. Percent who moderately or strongly oppose a decrease in the deer population if (asked of those who said that they thought the deer population in their county should be decreased):**



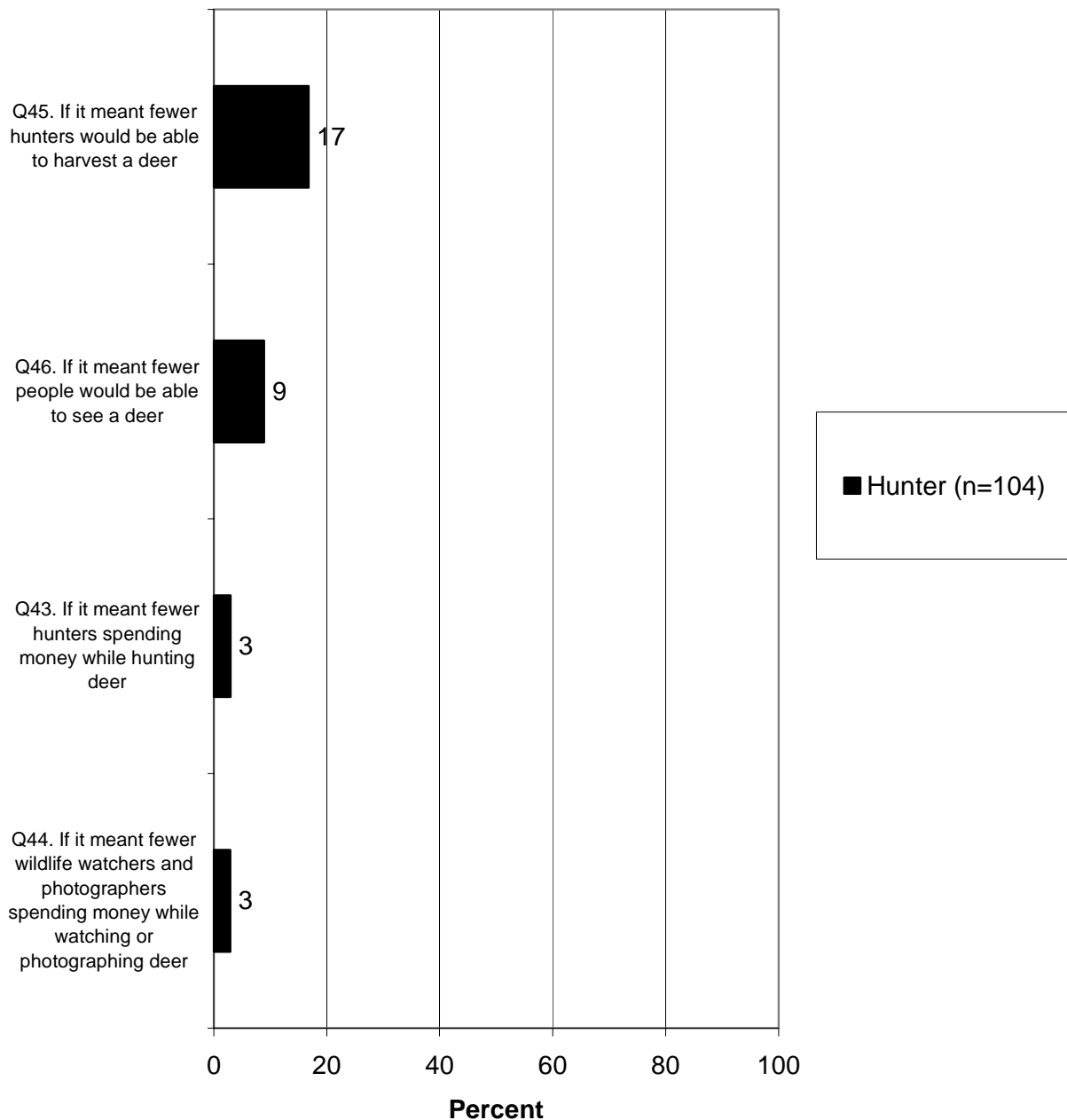
**Q43-46. Percent who strongly support a decrease in the deer population if (asked of those who said that they thought the deer population in their county should be decreased):**



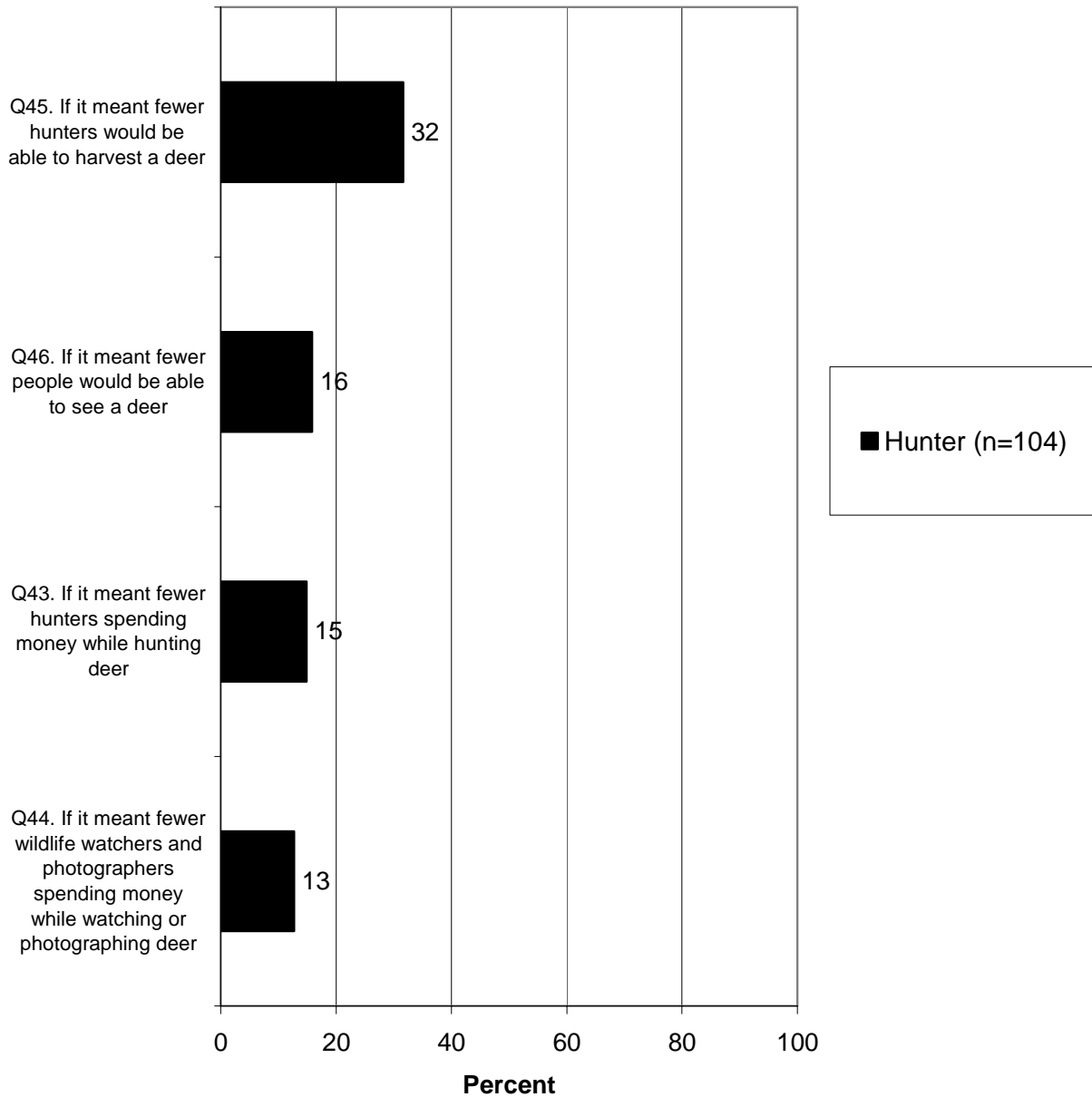
**Q43-46. Percent who strongly or moderately support a decrease in the deer population if (asked of those who said that they thought the deer population in their county should be decreased):**



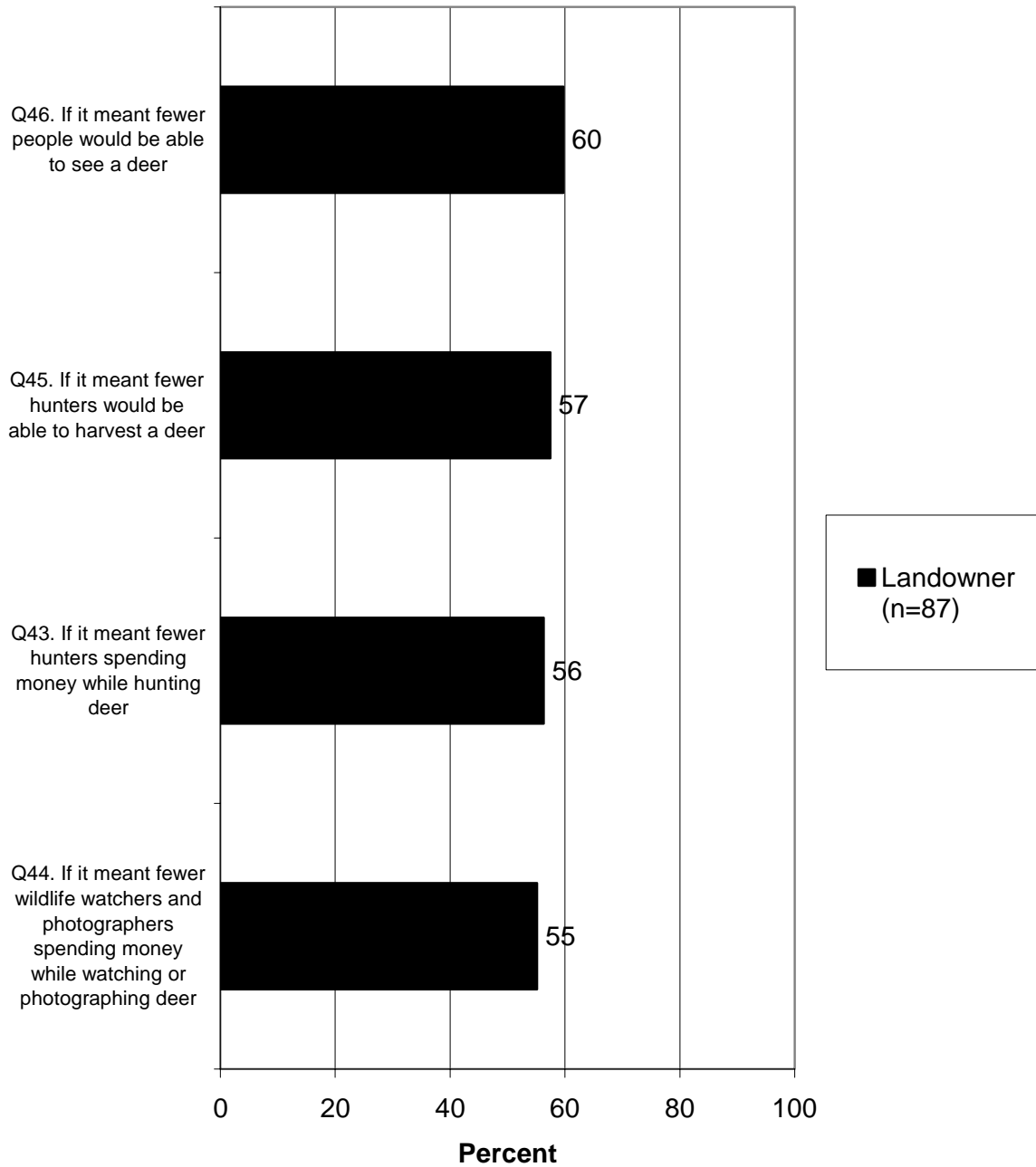
**Q43-46. Percent who strongly oppose a decrease in the deer population if (asked of those who said that they thought the deer population in their county should be decreased):**



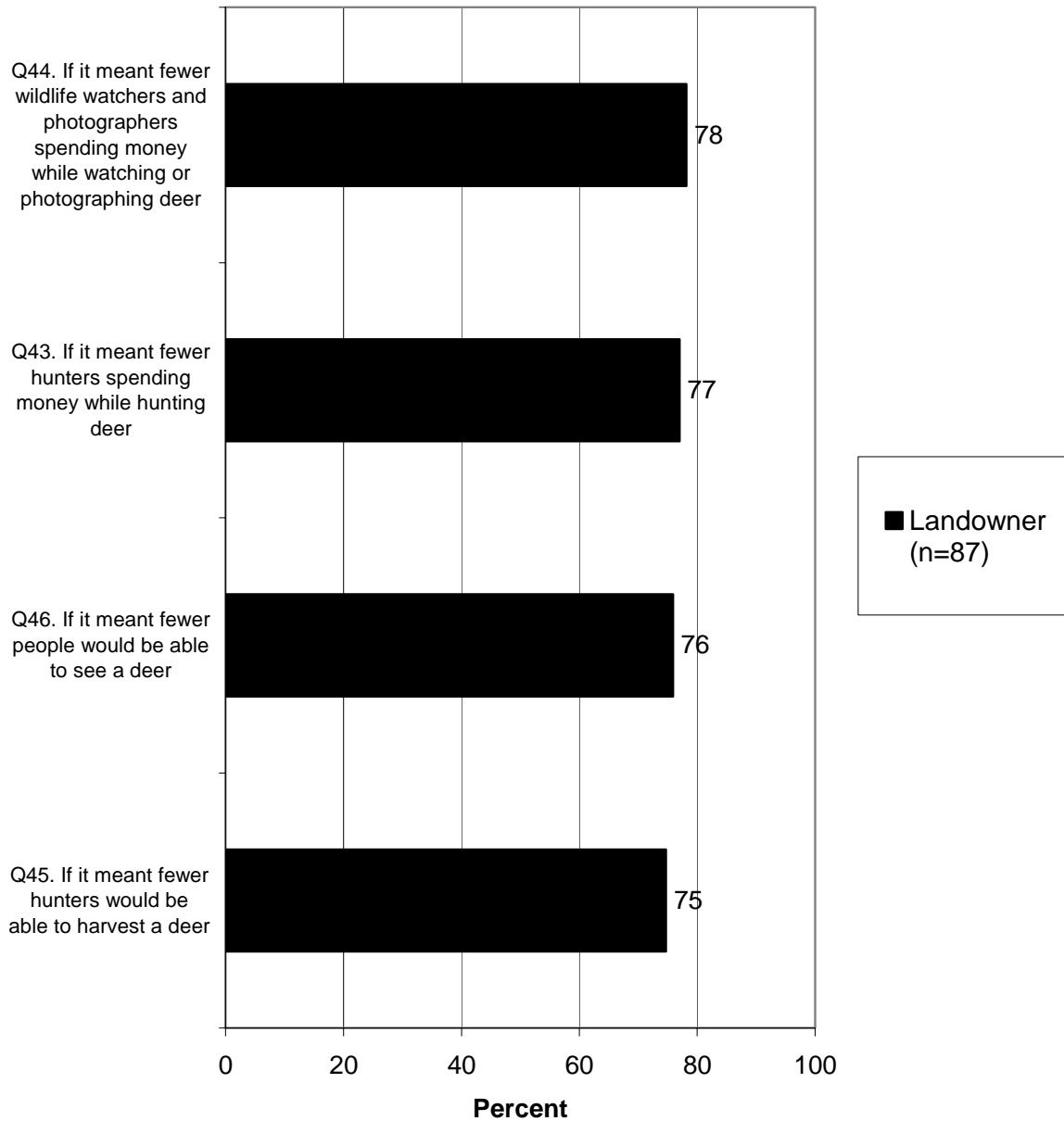
**Q43-46. Percent who moderately or strongly oppose a decrease in the deer population if (asked of those who said that they thought the deer population in their county should be decreased):**



**Q43-46. Percent who strongly support a decrease in the deer population if (asked of those who said that they thought the deer population in their county should be decreased):**

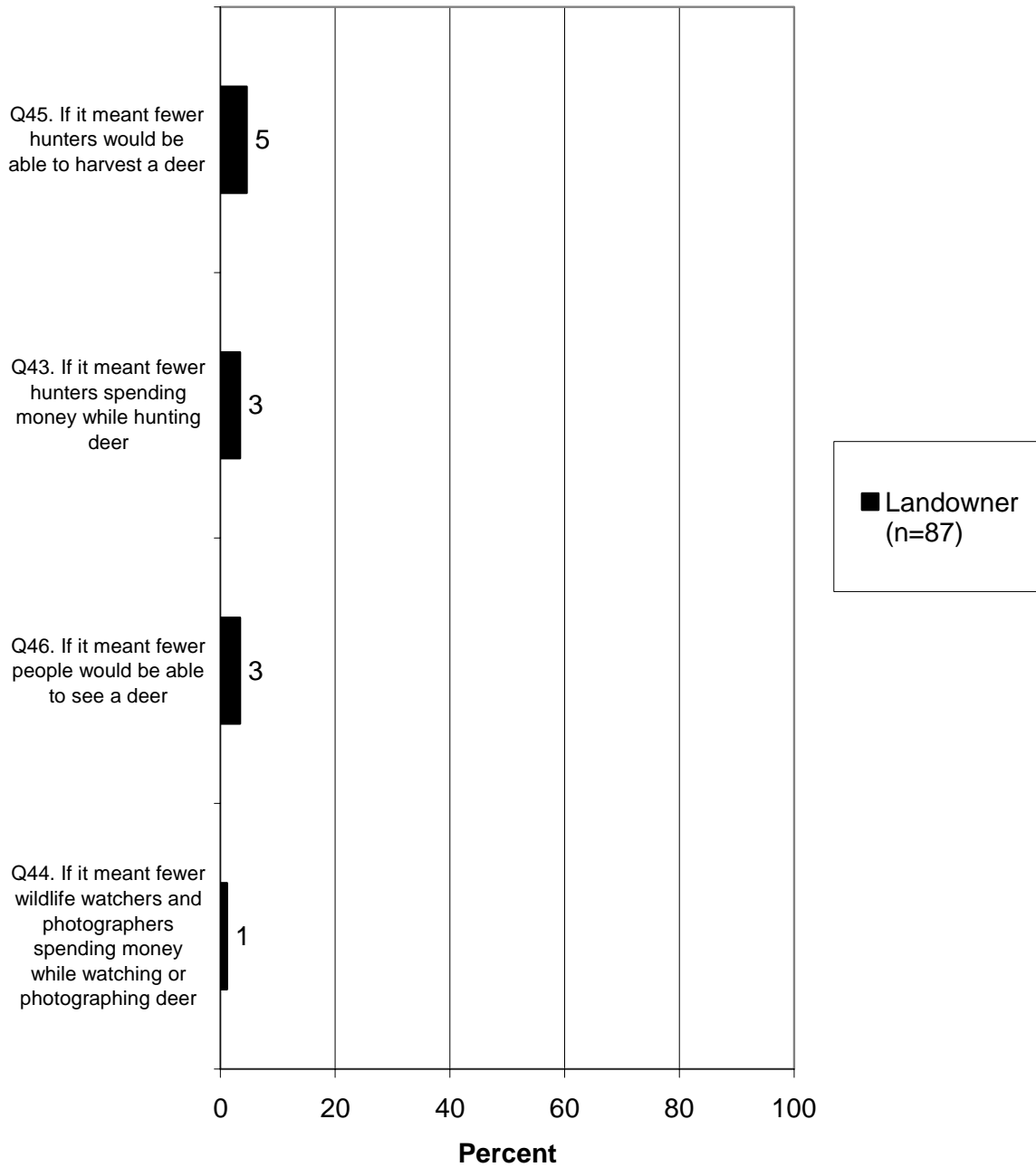


**Q43-46. Percent who strongly or moderately support a decrease in the deer population if (asked of those who said that they thought the deer population in their county should be decreased):**

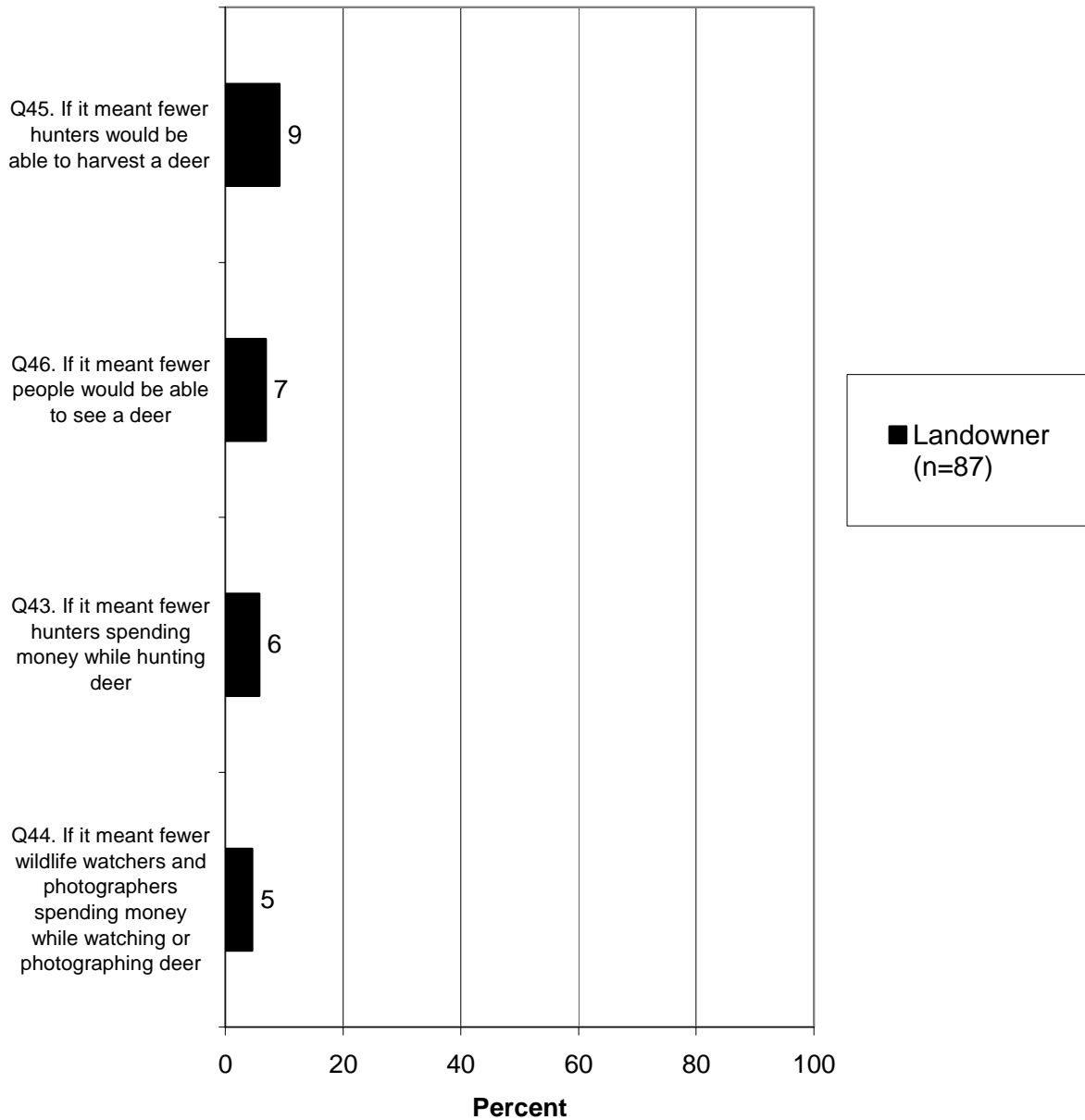




**Q43-46. Percent who strongly oppose a decrease in the deer population if (asked of those who said that they thought the deer population in their county should be decreased):**



**Q43-46. Percent who moderately or strongly oppose a decrease in the deer population if (asked of those who said that they thought the deer population in their county should be decreased):**

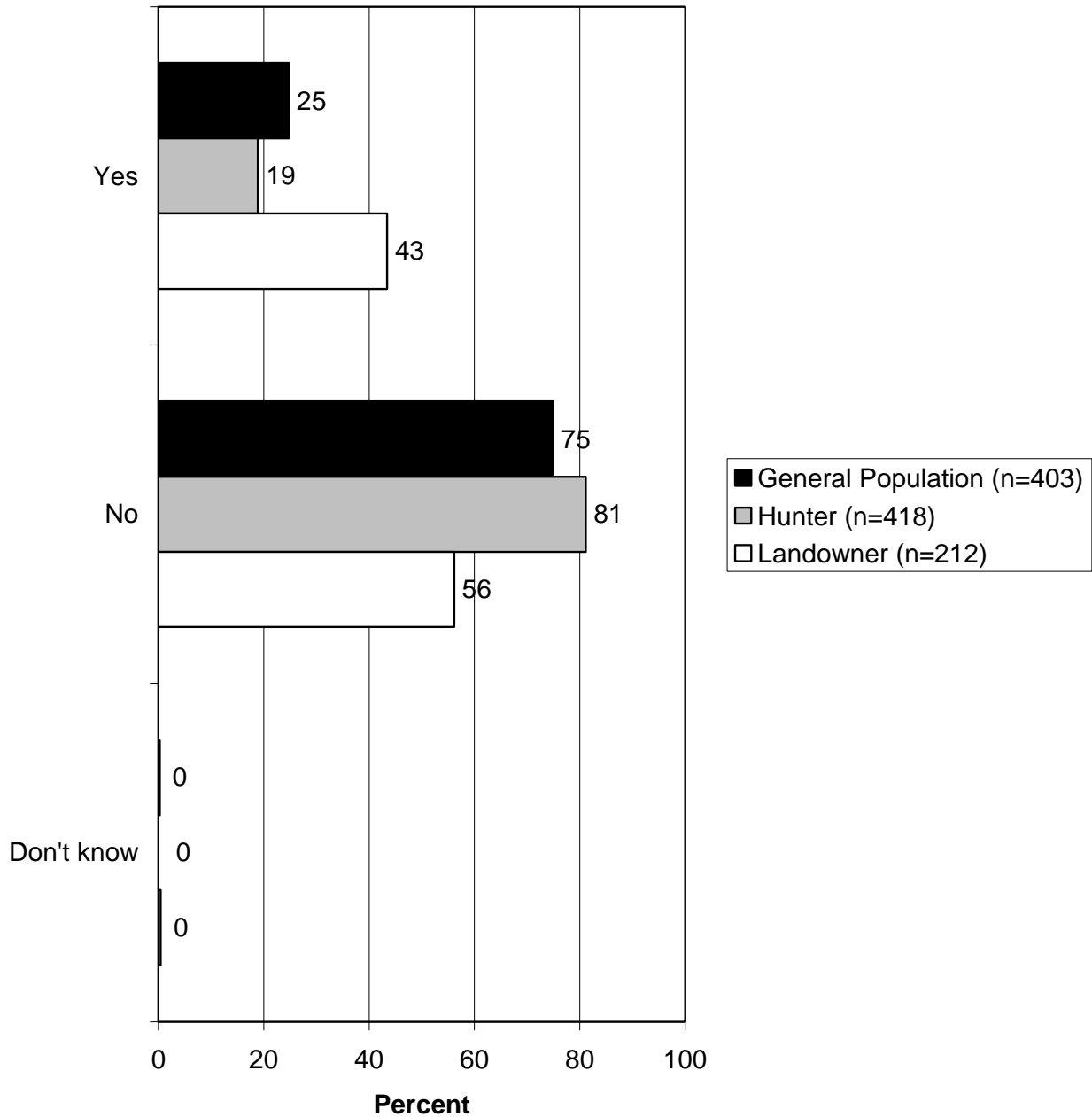


## **MANAGING DEER-HUMAN CONFLICTS**

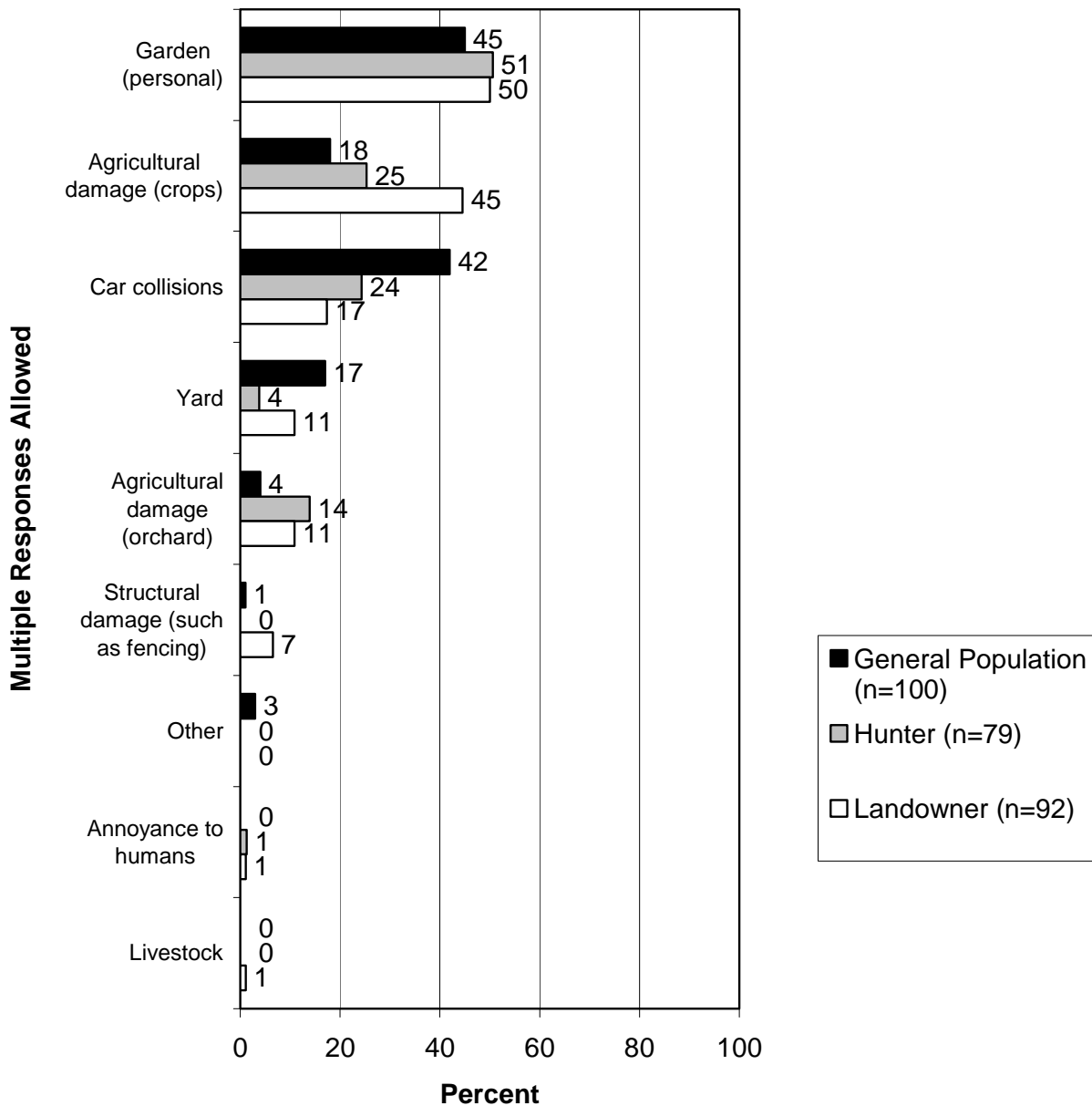
- The general population (75%) and hunters (81%) overwhelmingly said that they have not experienced any damage caused by deer over the past 12 months; however, landowners are more divided, with 56% saying they did not experience any damage, but 43% saying that they did.
  - The most common types of damage were to gardens and crops and through automobile collisions.
  
- Regarding automobile-deer collisions, substantial percentages (29% of the general population, 27% of hunters, and 35% of landowners) reported that they or someone from their household had a collision with a deer in the past 2 years. A graph is included showing the number of automobile-deer collisions per household among respondents. Relative to other driving hazards, majorities of respondents say that deer are a minor hazard rather than a major hazard. Very low percentages said deer are not a road hazard. Careless drivers and drunk drivers are considered much greater hazards.
  - Note that it is extremely likely that not all the collisions reported in the survey were reported to the Georgia police (state or local) or to insurance companies. Experts on the subject (insurance companies, for instance) indicate that many automobile-deer collisions are not reported. A map is shown highlighting the counties of residence of those respondents who reported that they or someone from their household had hit a deer.
  
- Majorities of all groups did not know how well the GDNR responds to property owner requests for assistance to reduce damage caused by nuisance wildlife; however, of those who gave an answer, ratings of excellent or good exceeded ratings of fair or poor, particularly among hunters and landowners.
  
- Respondents are split whether responsibility for managing deer-human conflicts should change (from the GDNR and its use of hunting as a control means) in areas where urbanization has closed hunting access, although slightly more respondents said that the responsibility should change than said it should not change.

- Those who said the responsibility should change most commonly indicated that the state government should assume responsibility for managing deer-human conflicts in developing areas. Other important answers were community groups, the new landowners in the developing areas, and county animal control officers.
  
- Finally, there is more agreement than disagreement, particularly among hunters, that municipalities that pass firearm ordinances, thereby preventing deer hunting, should be required to mitigate deer damage.

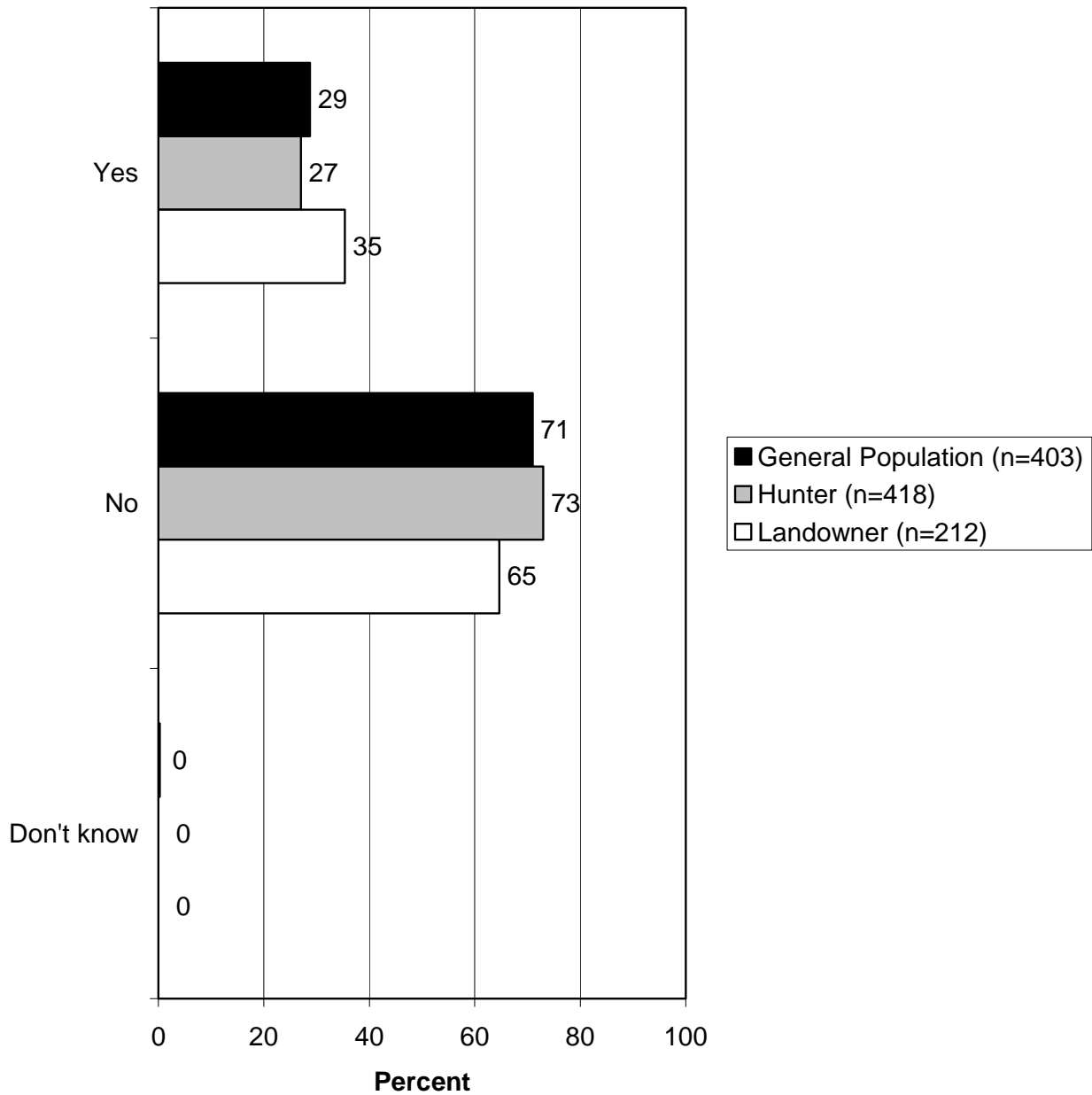
**Q47. Have you experienced any damage caused by deer over the past 12 months?**



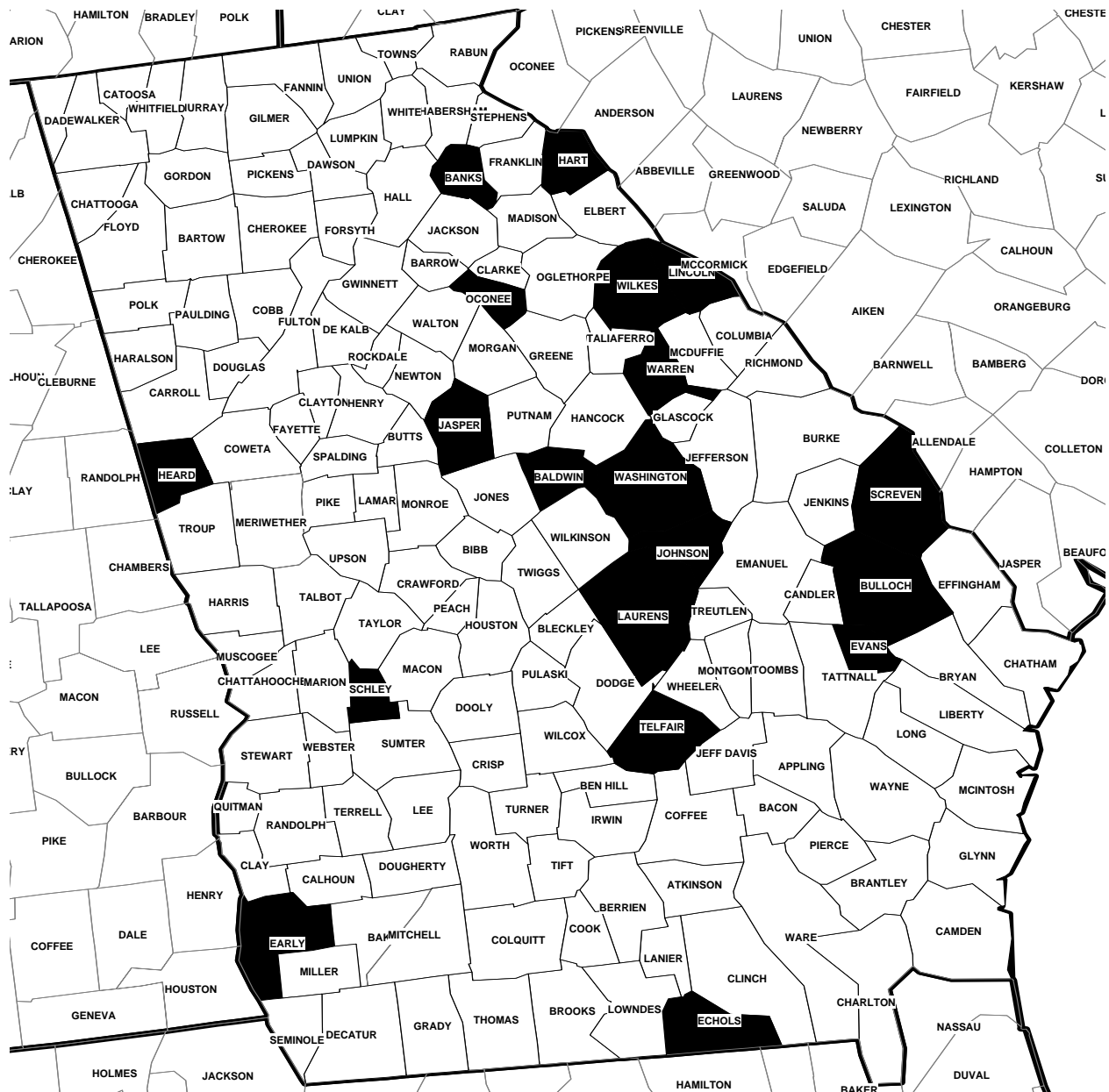
**Q49. What type of damage have you had that was caused by deer? (Asked of those who have experienced damage caused by deer over the past 12 months.)**



**Q52. In the past 2 years, have you or any other member of your household had a vehicle collision with a deer on Georgia's roads or highways?**



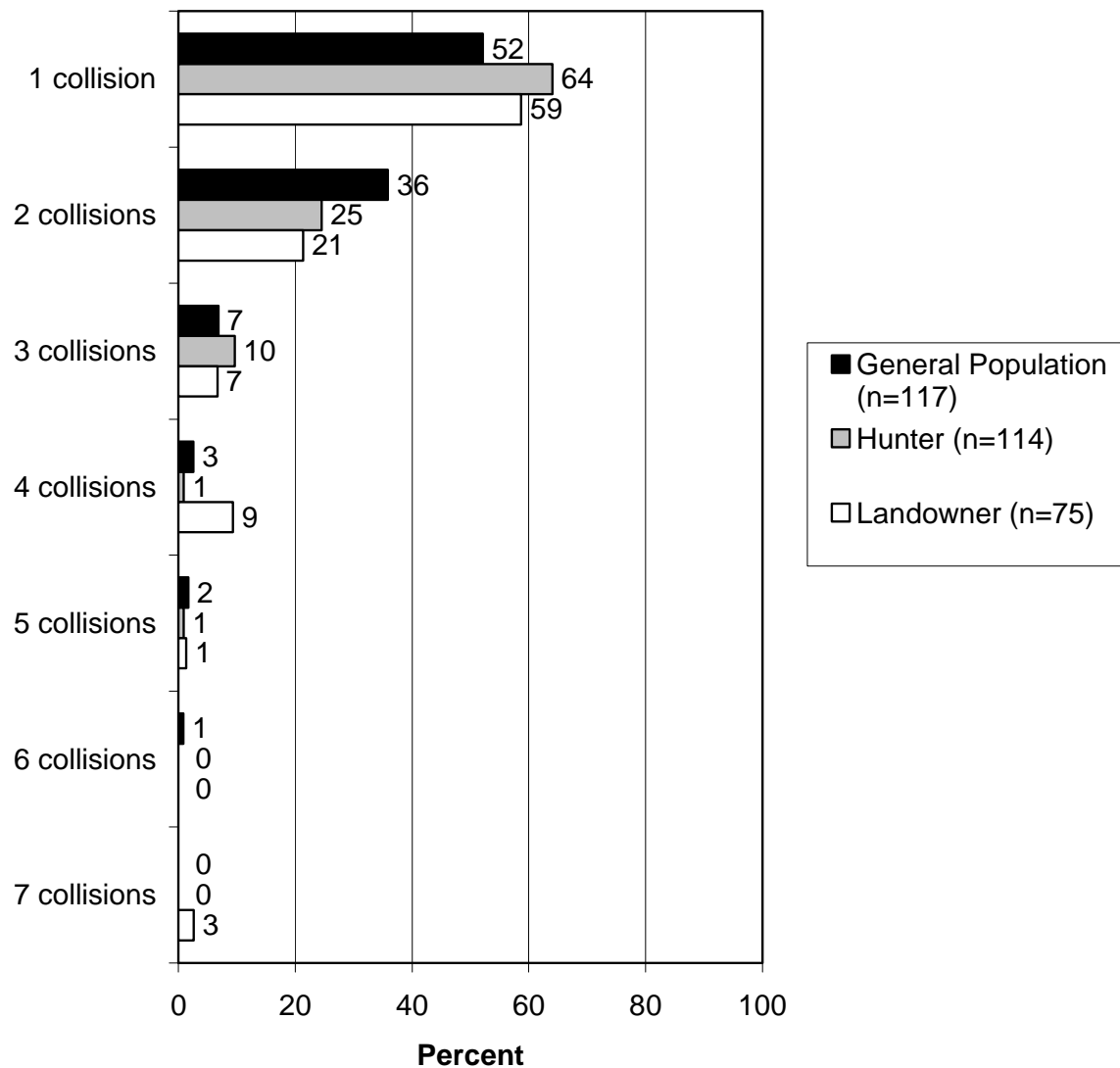
**Counties of Residence of Households Experiencing Deer-Auto Collisions**



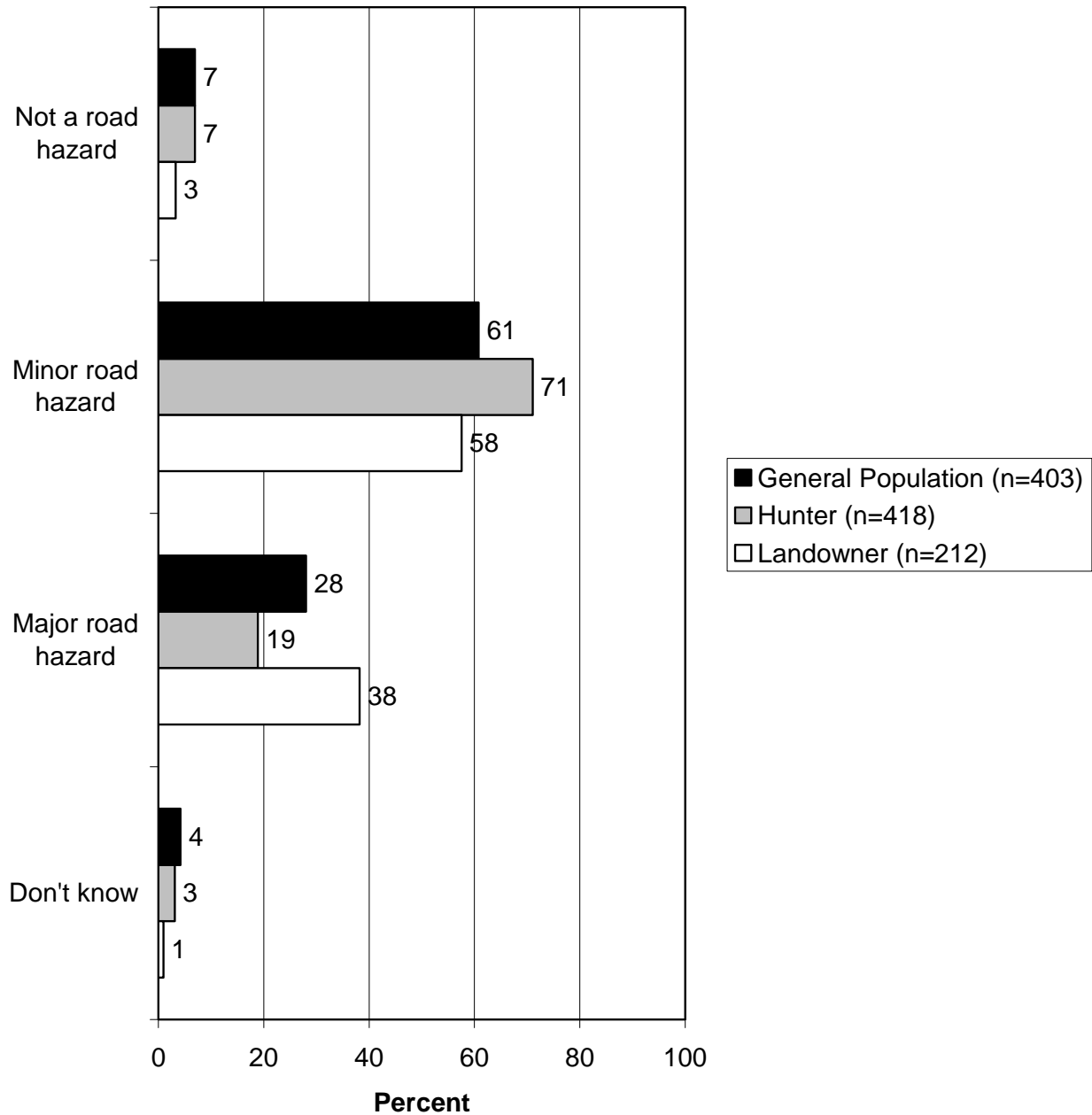
Shading indicates counties of residence of respondents who reported that they or a household member experienced an automobile-deer collision in the past 2 years. (Because the collision did not necessarily take place in the county of residence, the map should not be interpreted as showing counties where auto-deer collisions have taken place; rather, the map shows counties in which residents' perceptions of deer have been affected by auto-deer collisions.)



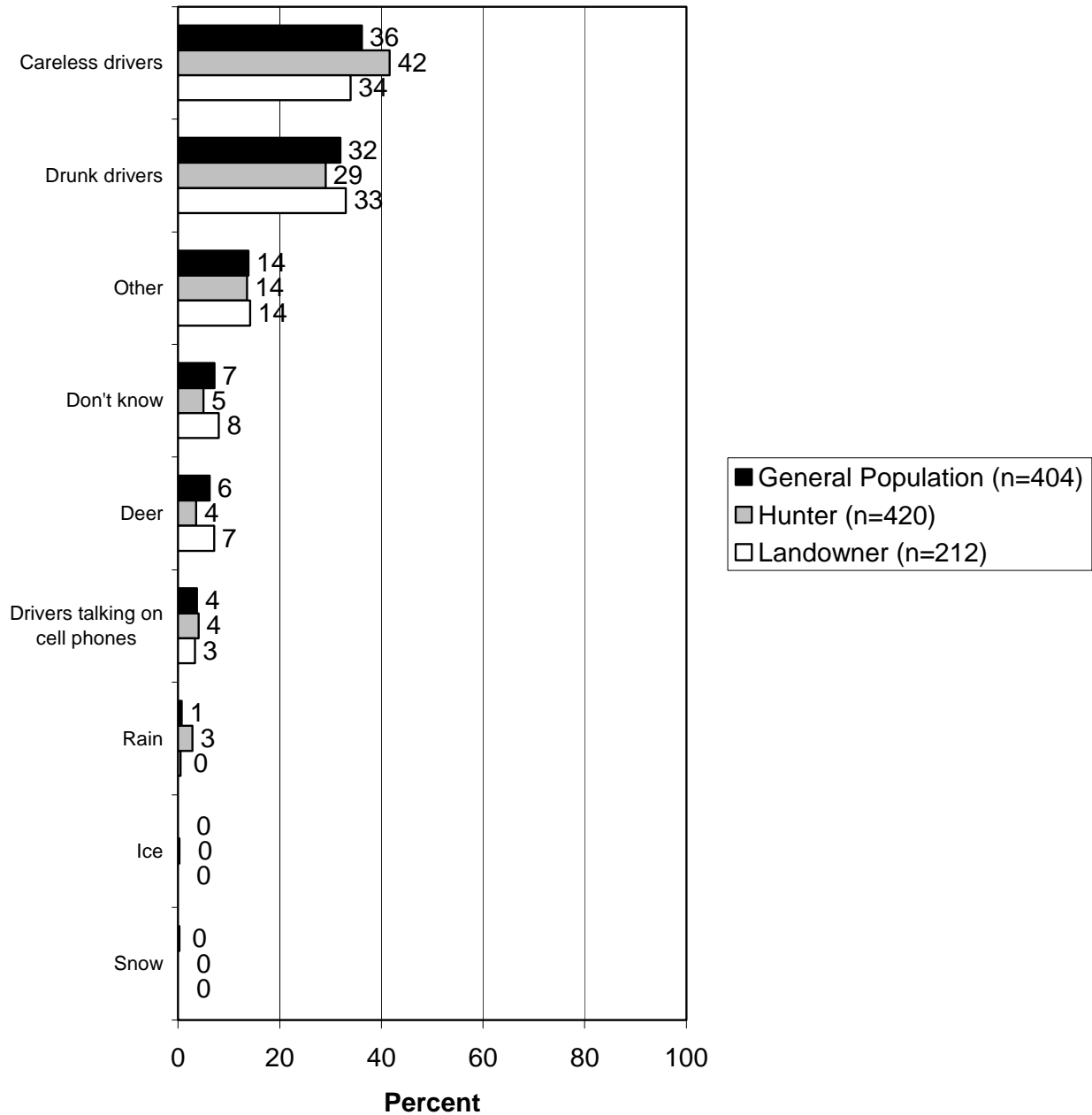
**Q53. How many vehicle collisions with deer have you or other members of your household had on Georgia's roads or highways in the past 2 years? (Asked of those who have personally had a vehicle collision or whose household member(s) has had a vehicle collision with a deer on Georgia's roads or highways in the past 2 years.)**



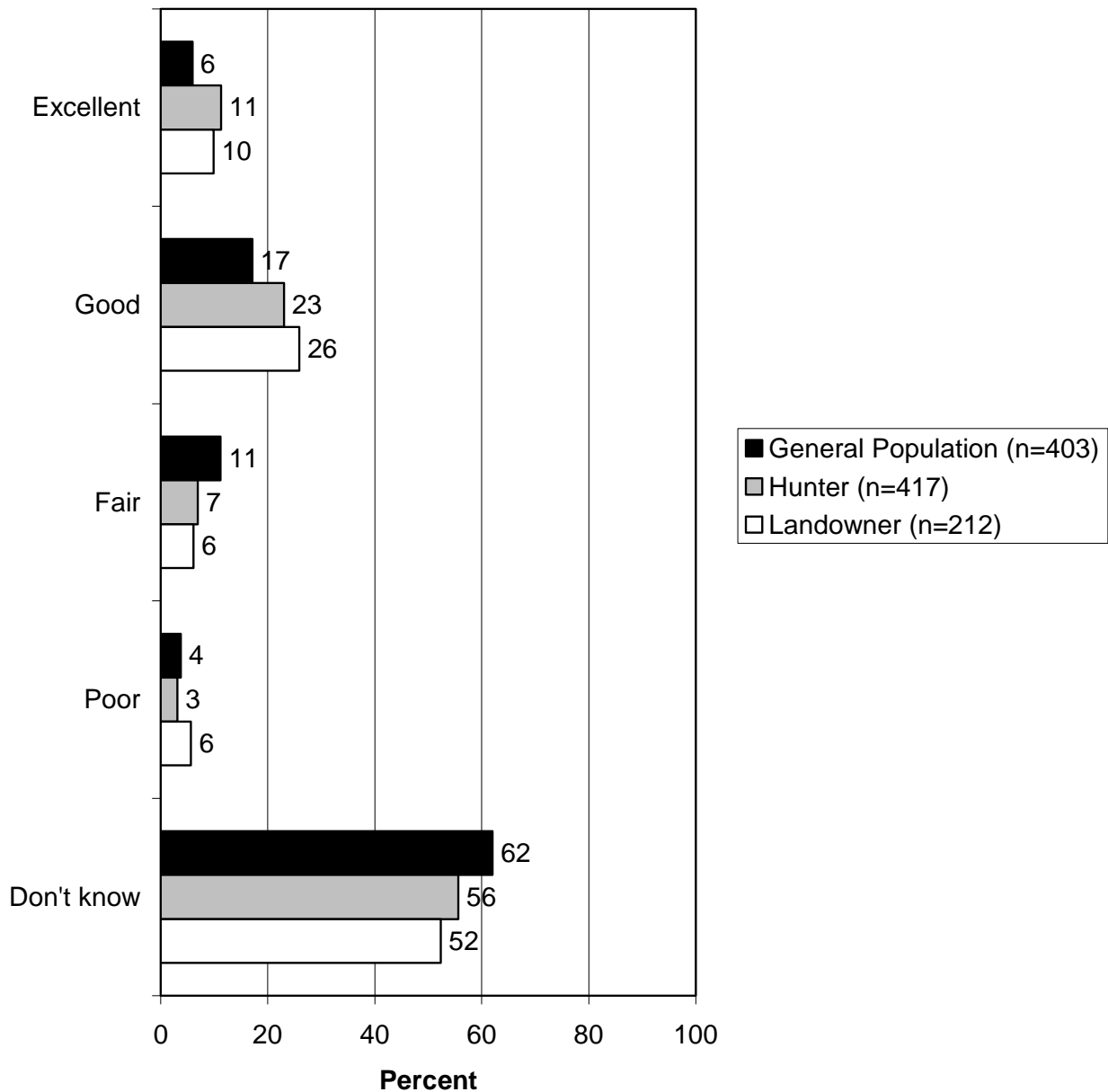
**Q54. In relation to other driving hazards, would you say deer are not a hazard, a minor hazard, or a major road hazard?**



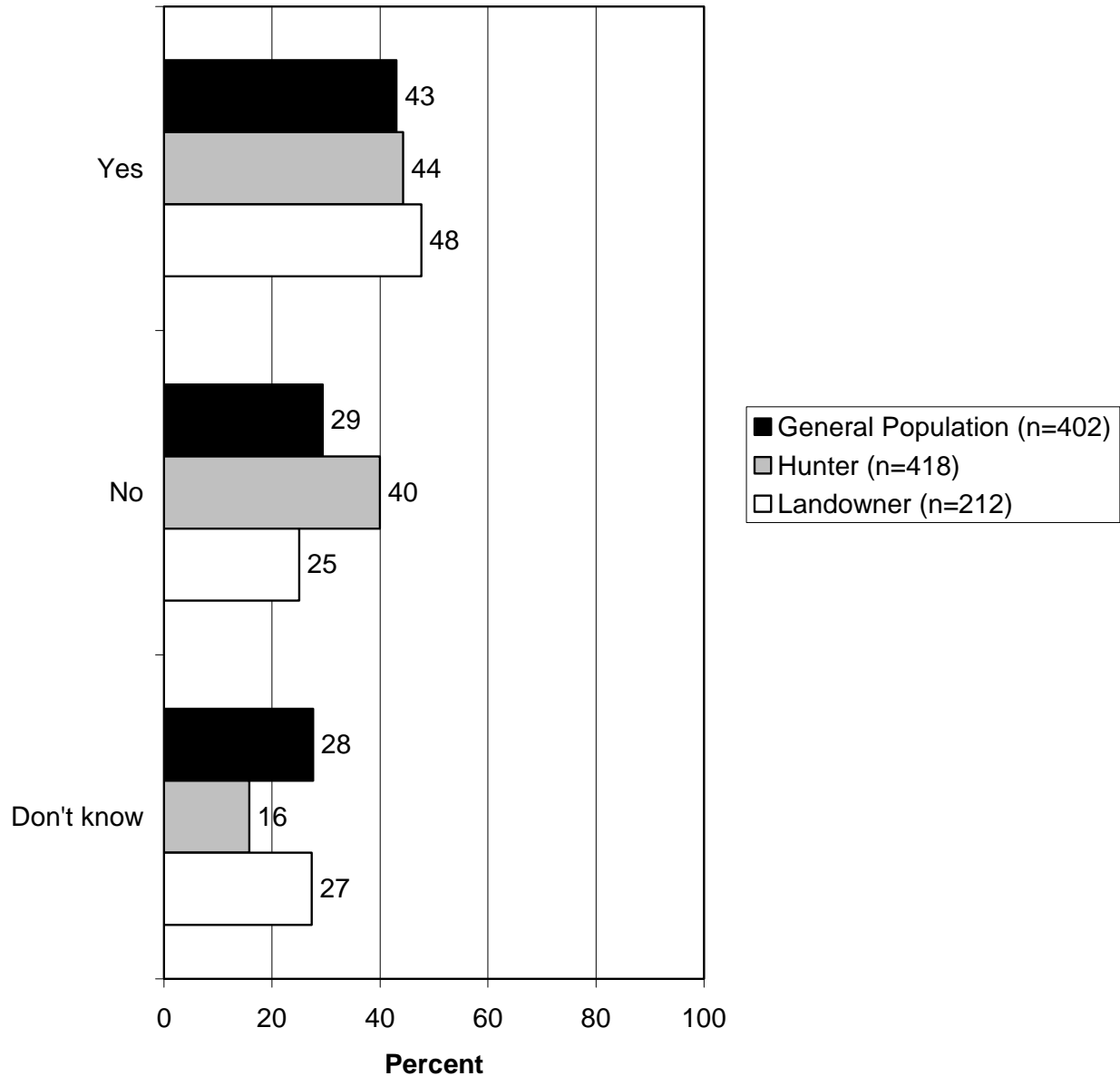
**Q55. What do you consider to be the top driving hazard in Georgia?**



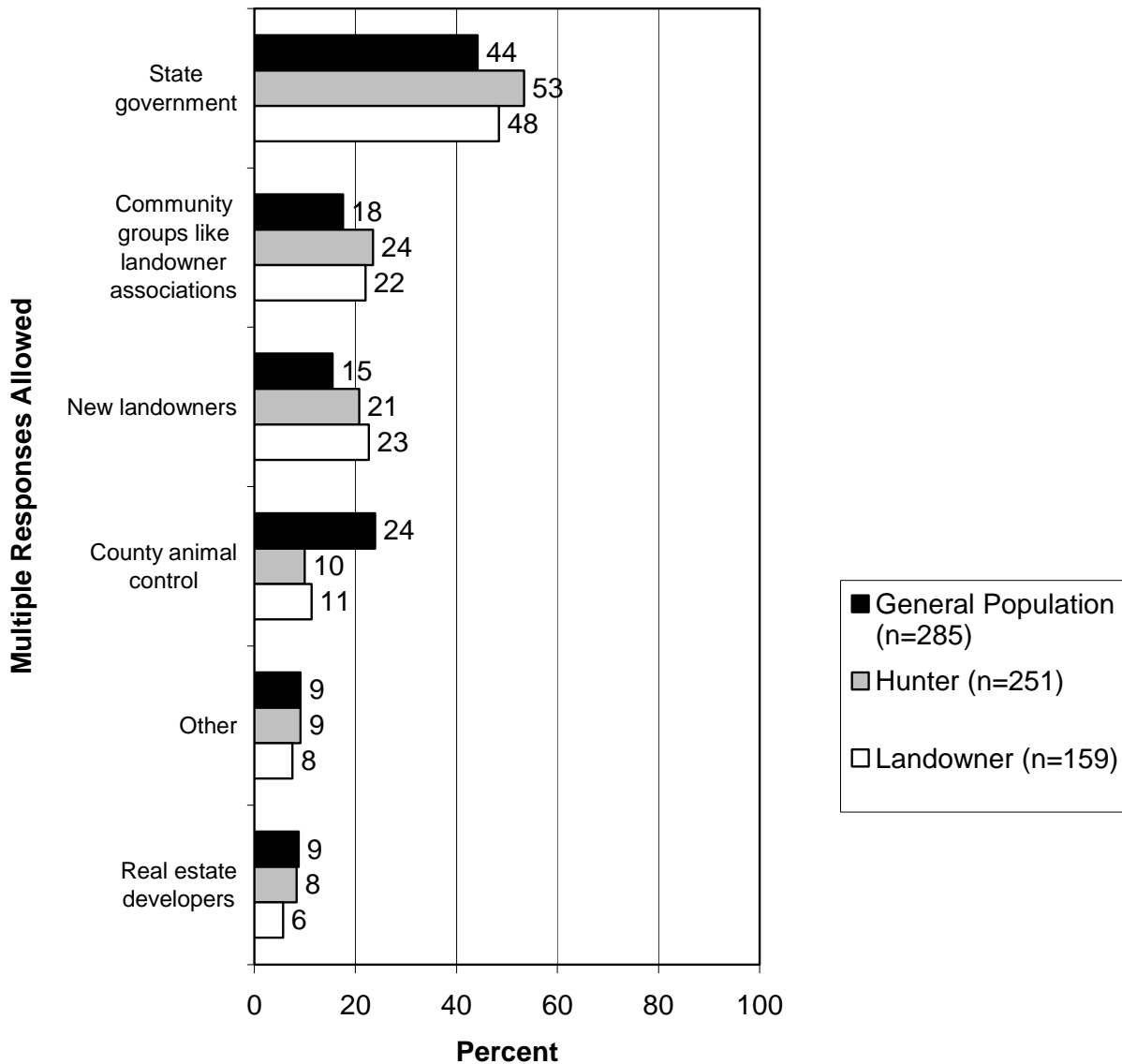
**Q51. In general, how well does the Georgia DNR respond to homeowner and landowner requests for assistance to reduce damage caused by wildlife, such as damage to and loss of crops and animals? Would you say excellent, good, fair, or poor?**



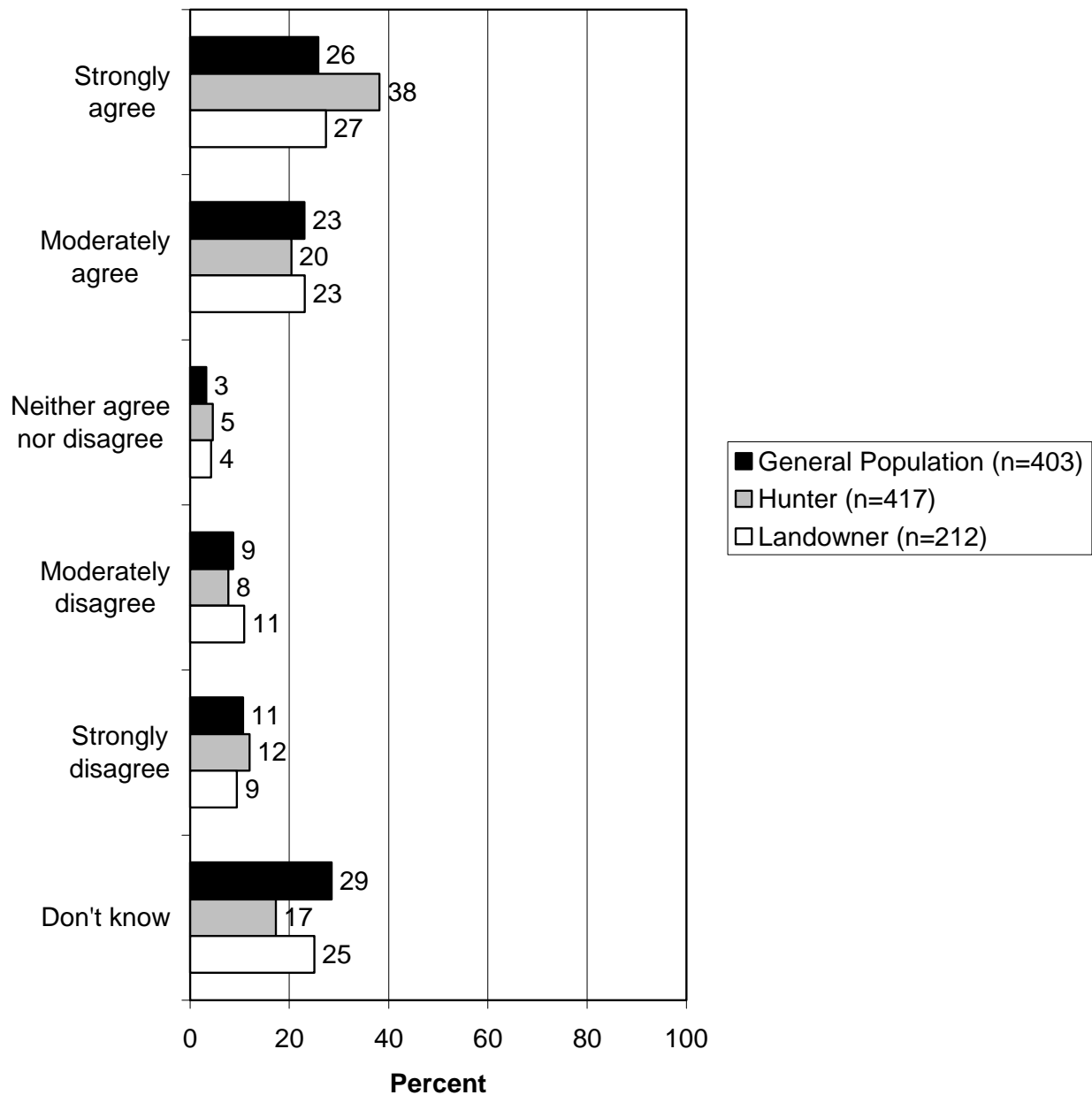
**Q21. Traditionally, the State has managed deer populations through hunting. As urban sprawl closes hunter access to deer habitat, do you think that the responsibility to manage deer-human conflicts should change in these areas?**



**Q23. Who should have primary responsibility for management of deer-human conflicts in developing areas? (Asked of those who think that the responsibility to manage deer-human conflicts should change in these areas.)**



**Q166. Do you agree or disagree that local municipalities that pass firearms ordinances, thereby preventing deer hunting, should be required to mitigate deer damage?**

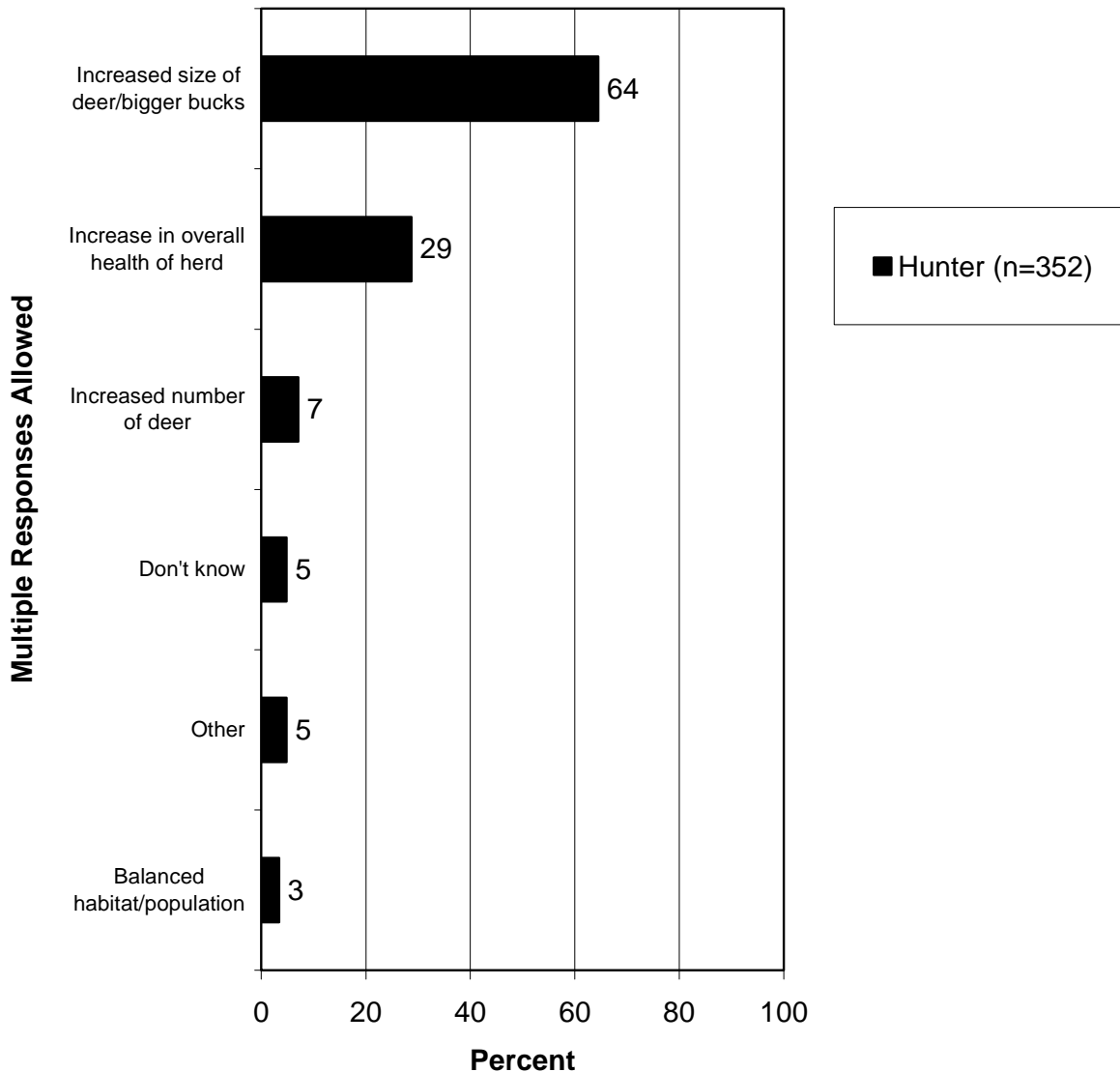


## **MANAGING FOR A QUALITY DEER HERD**

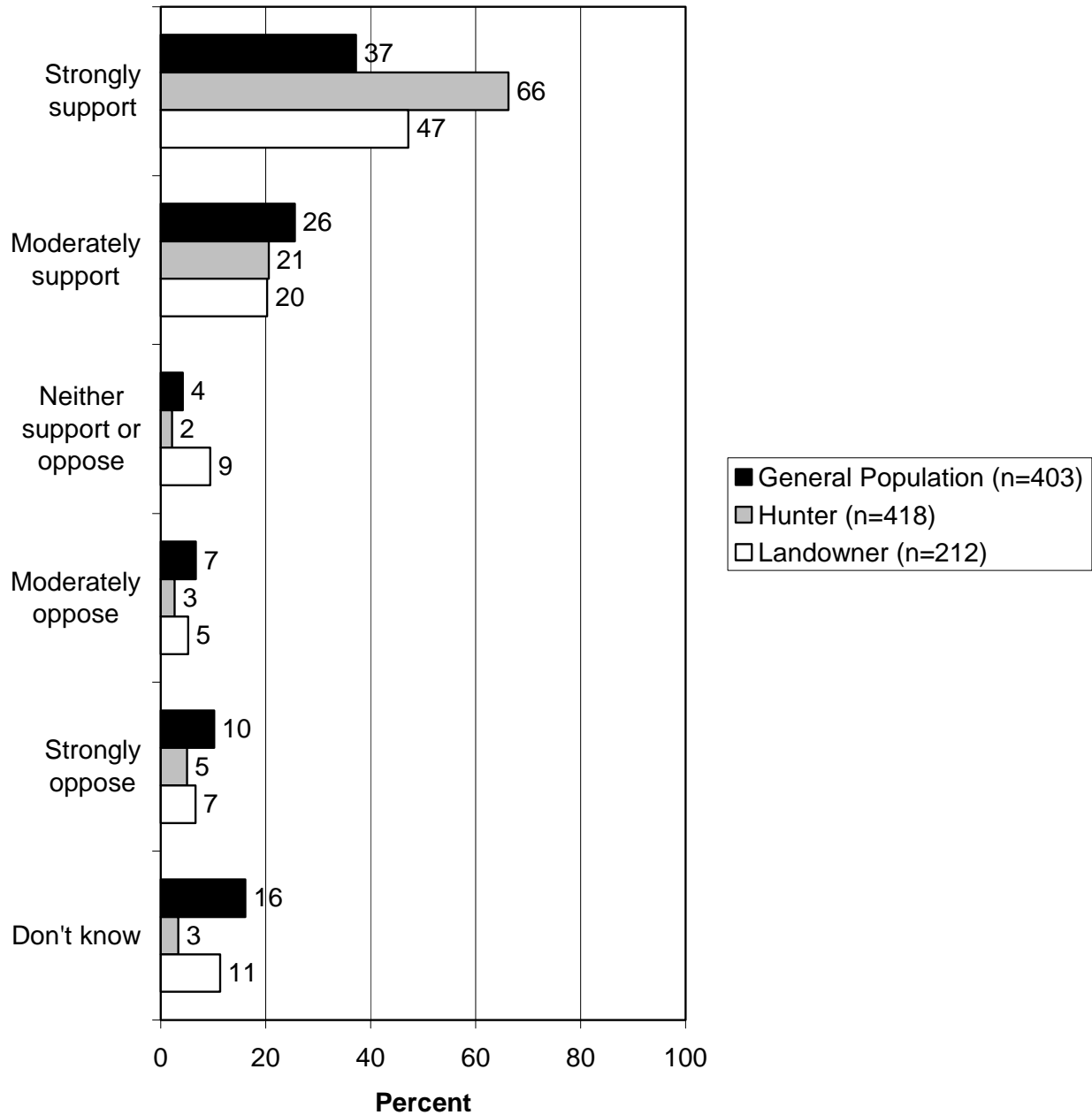
- Regarding managing for a quality deer herd, it is instructive to first determine what deer hunters think “quality deer” means. Most commonly, deer hunters think management for quality deer means larger deer (64%), although a substantial percentage think it means more healthy deer (29%).
  - Only 7% think it means an increased number of deer.
  
- When all respondents were asked if they support or oppose management for large-antlered deer (which some hunters perceive to be synonymous with quality deer), hunters were the most likely to support, although support was still in the majority among the other groups. Indeed, majorities of all groups support such management: 63% of the general population, 87% of hunters, and 67% of landowners support management for large-antlered deer.
  
- When asked about specific management strategies for quality deer, hunters are overwhelmingly willing to give up the chance to shoot small-antlered bucks while at the same time shooting more does for an increased chance in later years of shooting large-antlered bucks (83%). However, deer hunters do not support a regulation requiring that a deer hunter must harvest a doe before he or she can harvest a buck (52% oppose, while 38% support).



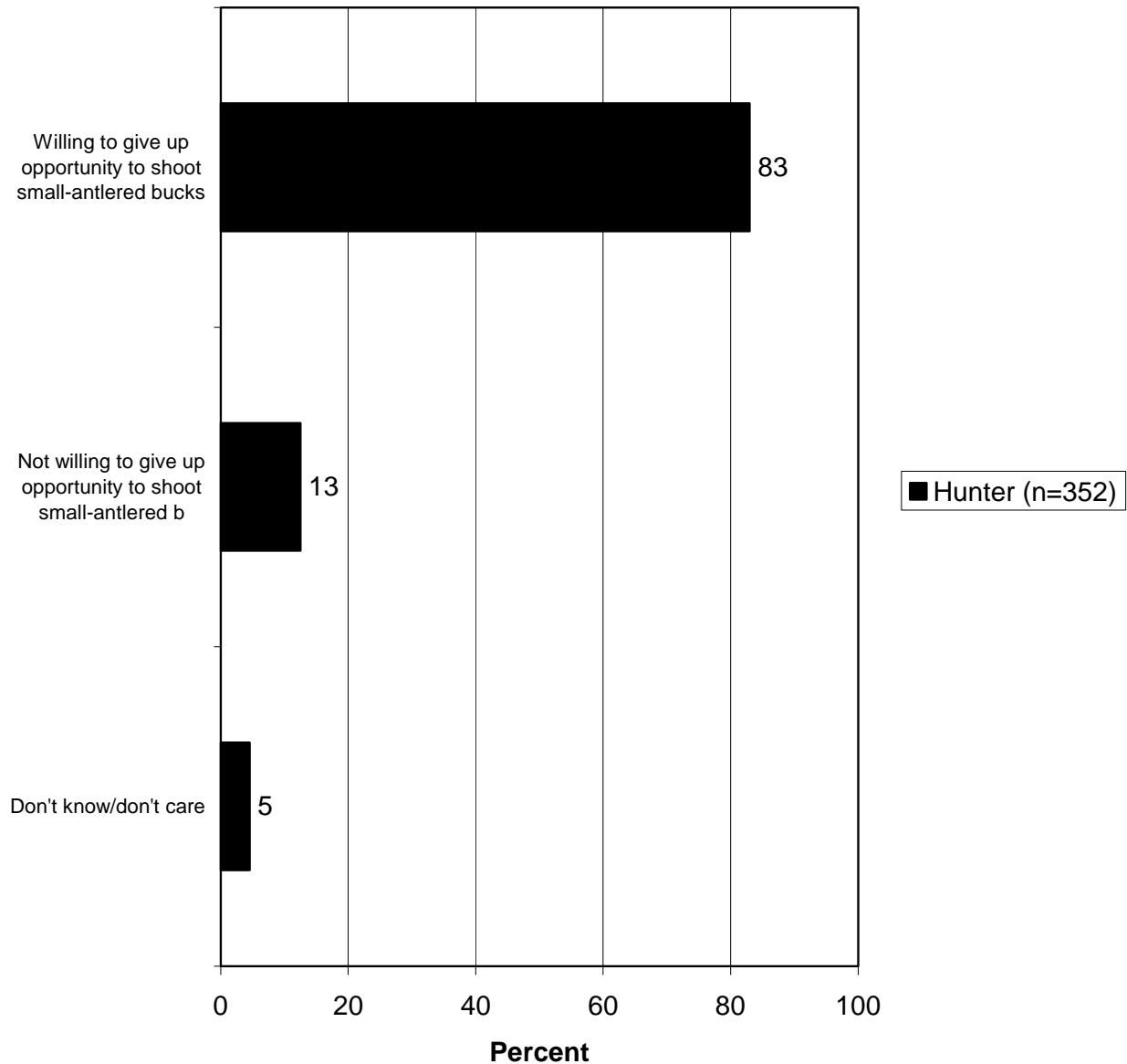
**Q80. Some hunters have asked the Georgia DNR to manage the deer herd for quality deer, but not everyone agrees on what this means. What does the term quality deer management mean to you? (Asked of hunters who hunted deer in the past 2 years.)**



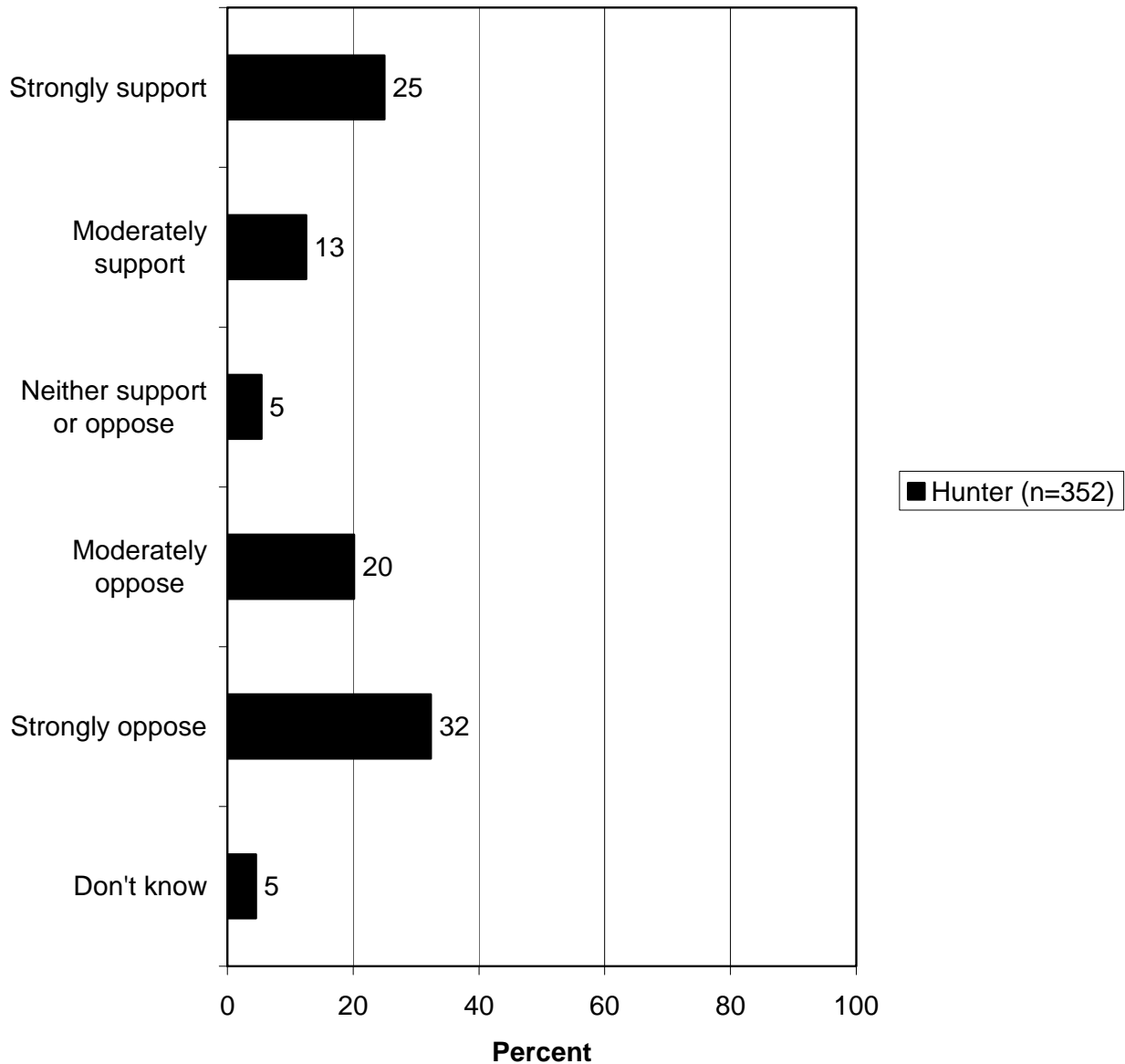
**Q161. Do you support or oppose management for large-antlered deer?**



**Q82. Are you willing to give up the chance to shoot small-antlered bucks and shoot more does in exchange for an increased chance to shoot large-antlered bucks in later years? (Asked of hunters who hunted deer in the past 2 years.)**



**Q83. Do you support or oppose the general idea of having hunters kill does before they can qualify to shoot an antlered buck? (Asked of hunters who hunted deer in the past 2 years.)**

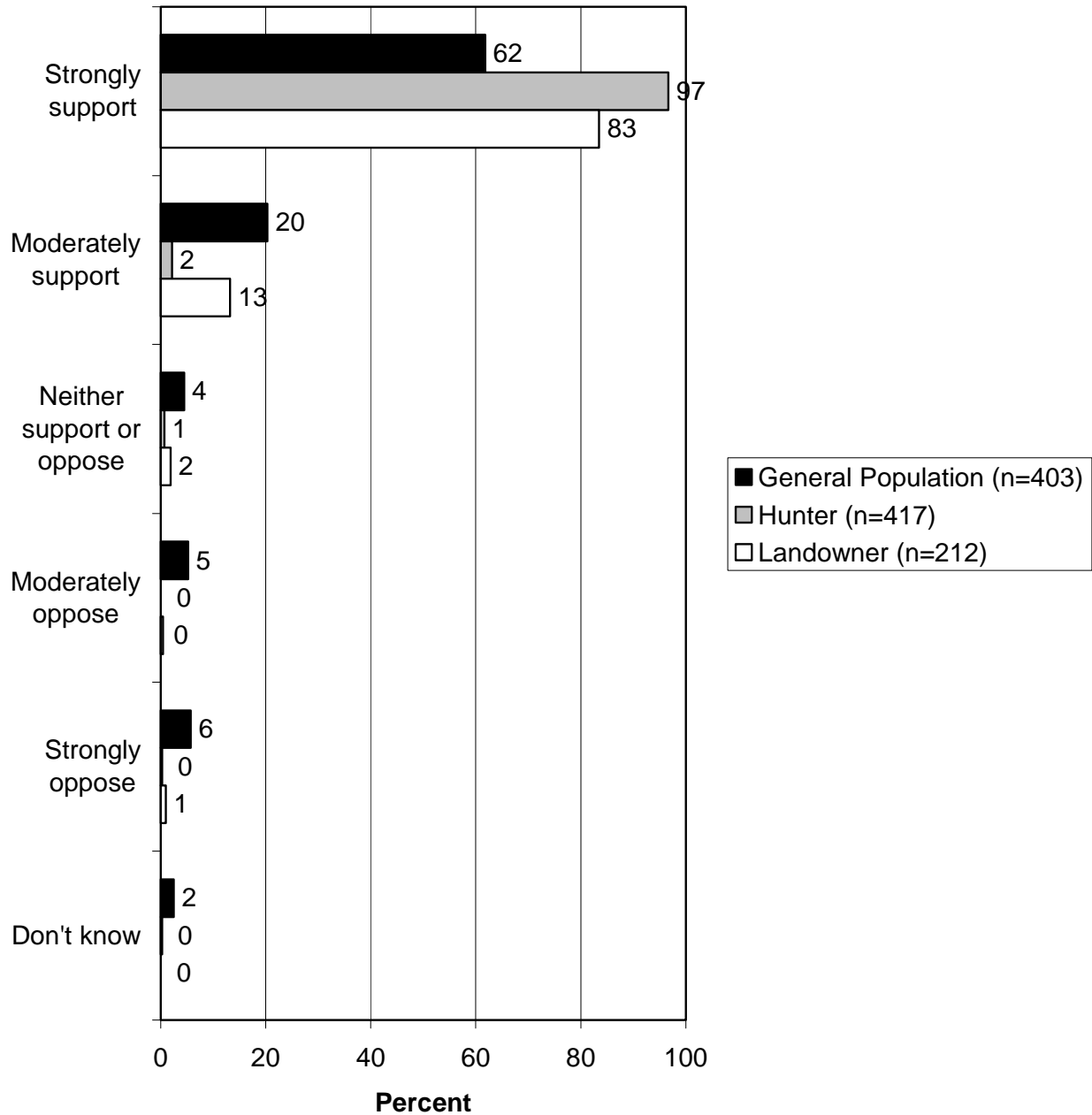


## **OPINIONS ON DEER HUNTING IN GEORGIA**

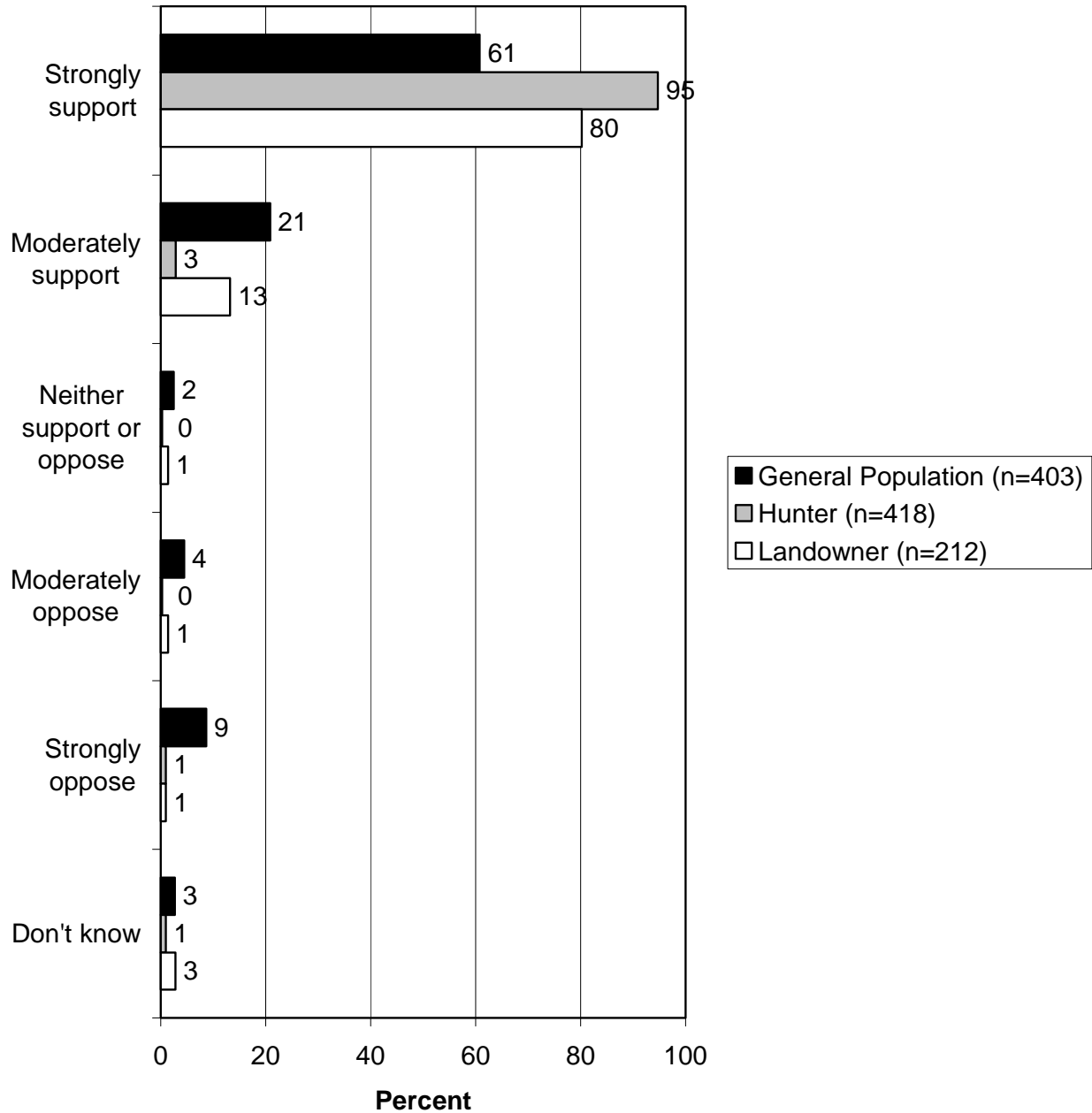
### **SUPPORT OR OPPOSITION TO DEER HUNTING IN GEORGIA**

- Regarding deer management strategies, overwhelming majorities of all three groups (82% of the general population, 99% of hunters, and 96% of landowners) support legal deer hunting in Georgia. Most of that support is strong support. The support is also high when respondents are asked if they support hunting as a way to manage deer populations (82% of the general population, 98% of hunters, and 93% of landowners strongly or moderately support hunting as a way to manage deer).
  
- Regarding two strategies to control deer in places where hunting is restricted (urban/suburban areas and in parks/recreation lands), there is more support than opposition to use of regulated archery hunting to control deer in urban and suburban areas and the use of regulated hunting in parks and recreation lands that have traditionally been closed to hunting. The support is much greater than opposition among hunters and landowners, but the difference is less pronounced among the general population.

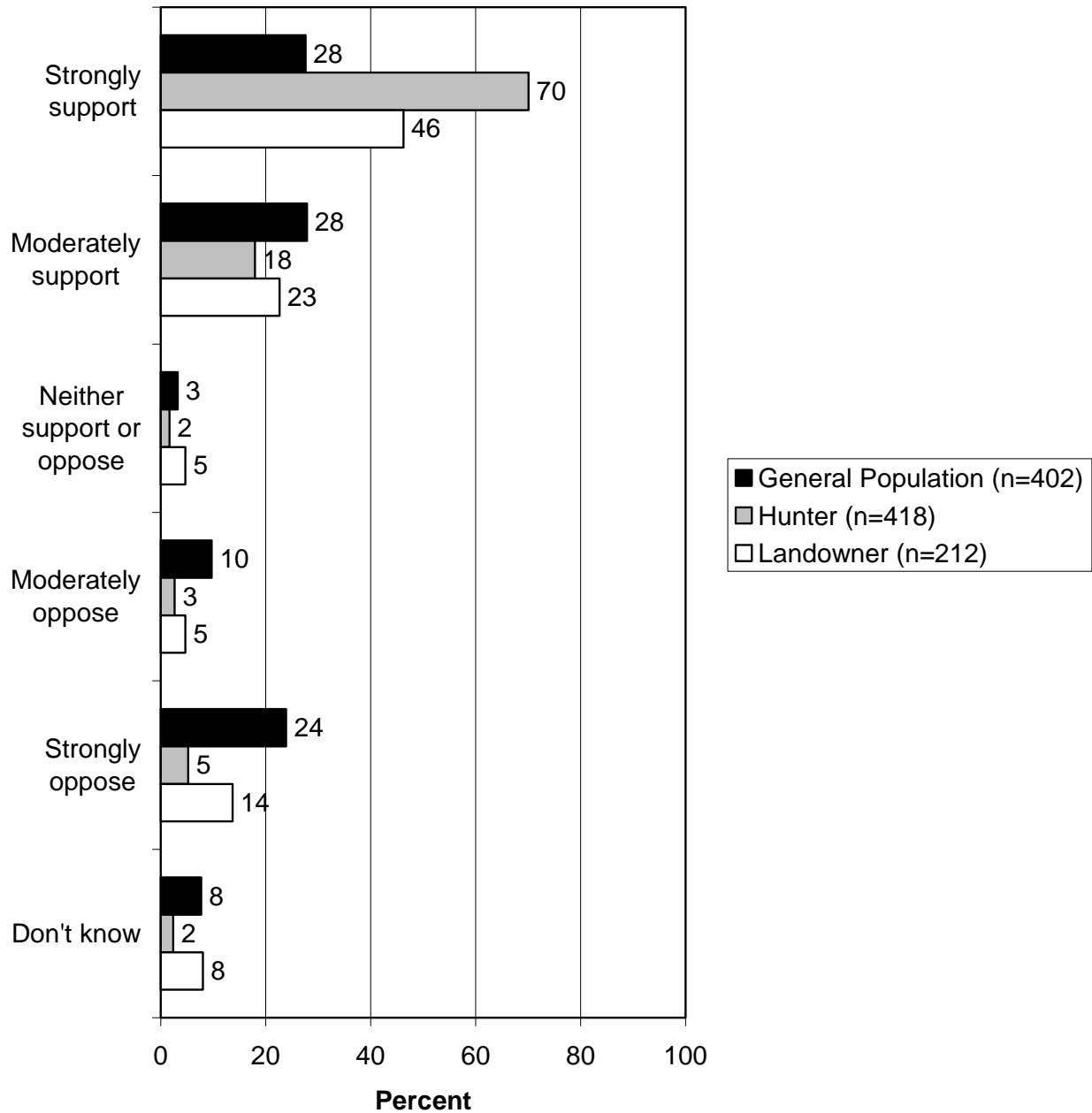
**Q57. In general, do you support or oppose legal deer hunting in Georgia?**



**Q131. In general, do you support or oppose hunting as a way to manage deer populations?**

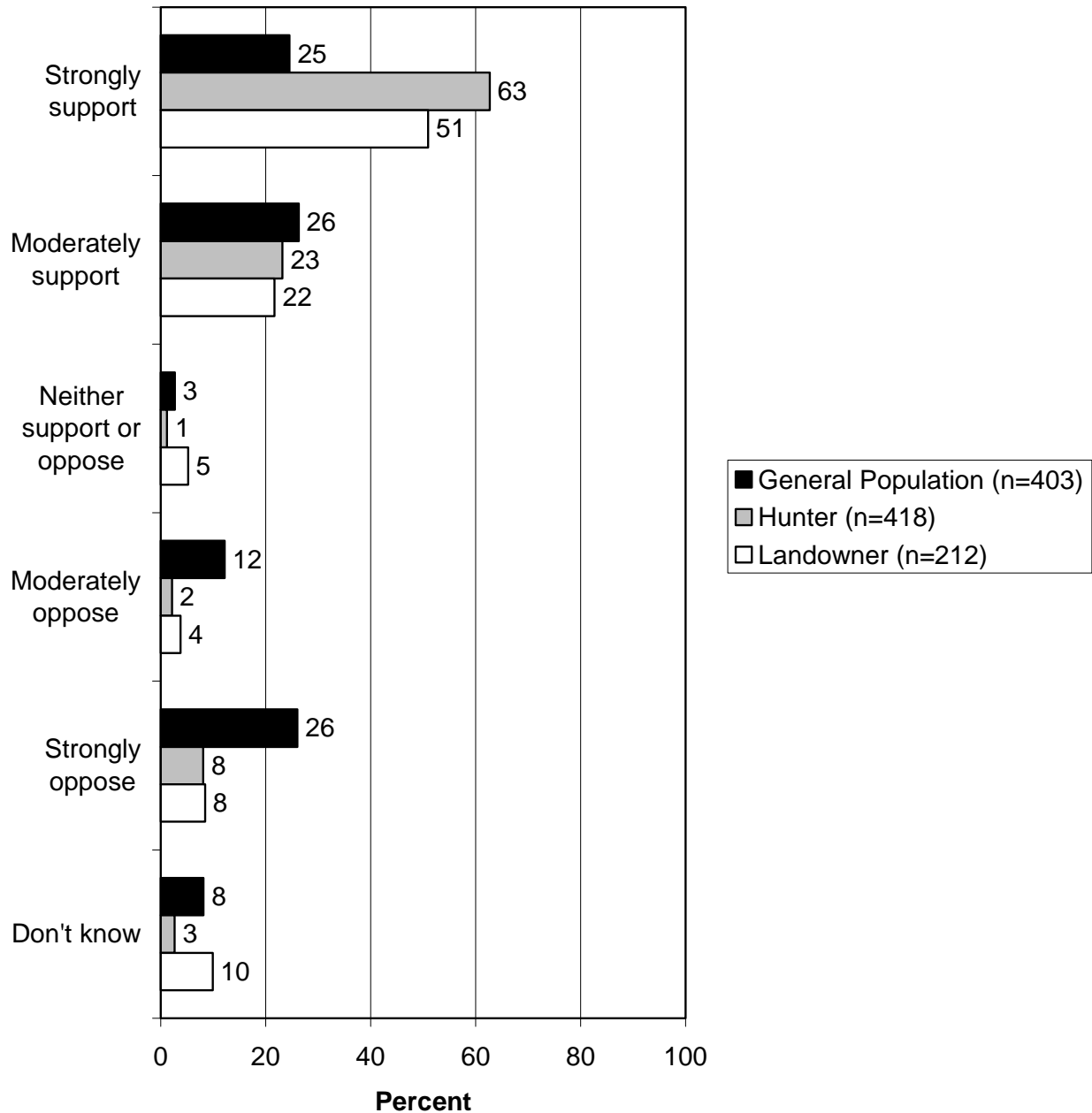


**Q145. Do you support or oppose the use of regulated archery hunting to control deer in urban and suburban environments?**





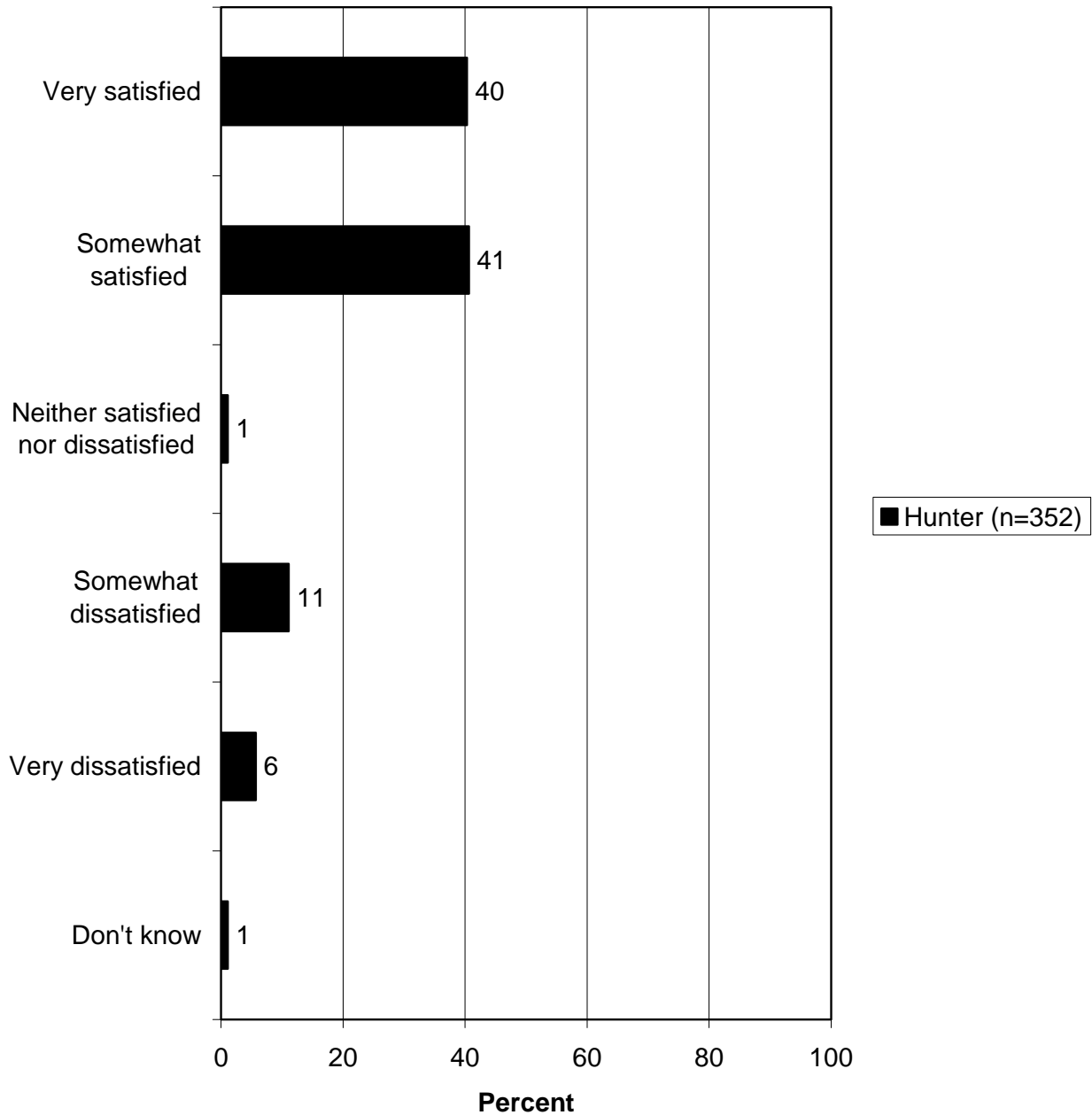
**Q146. Do you support or oppose the use of regulated hunting to control deer in parks or on other recreation lands that traditionally have been closed to deer hunting?**



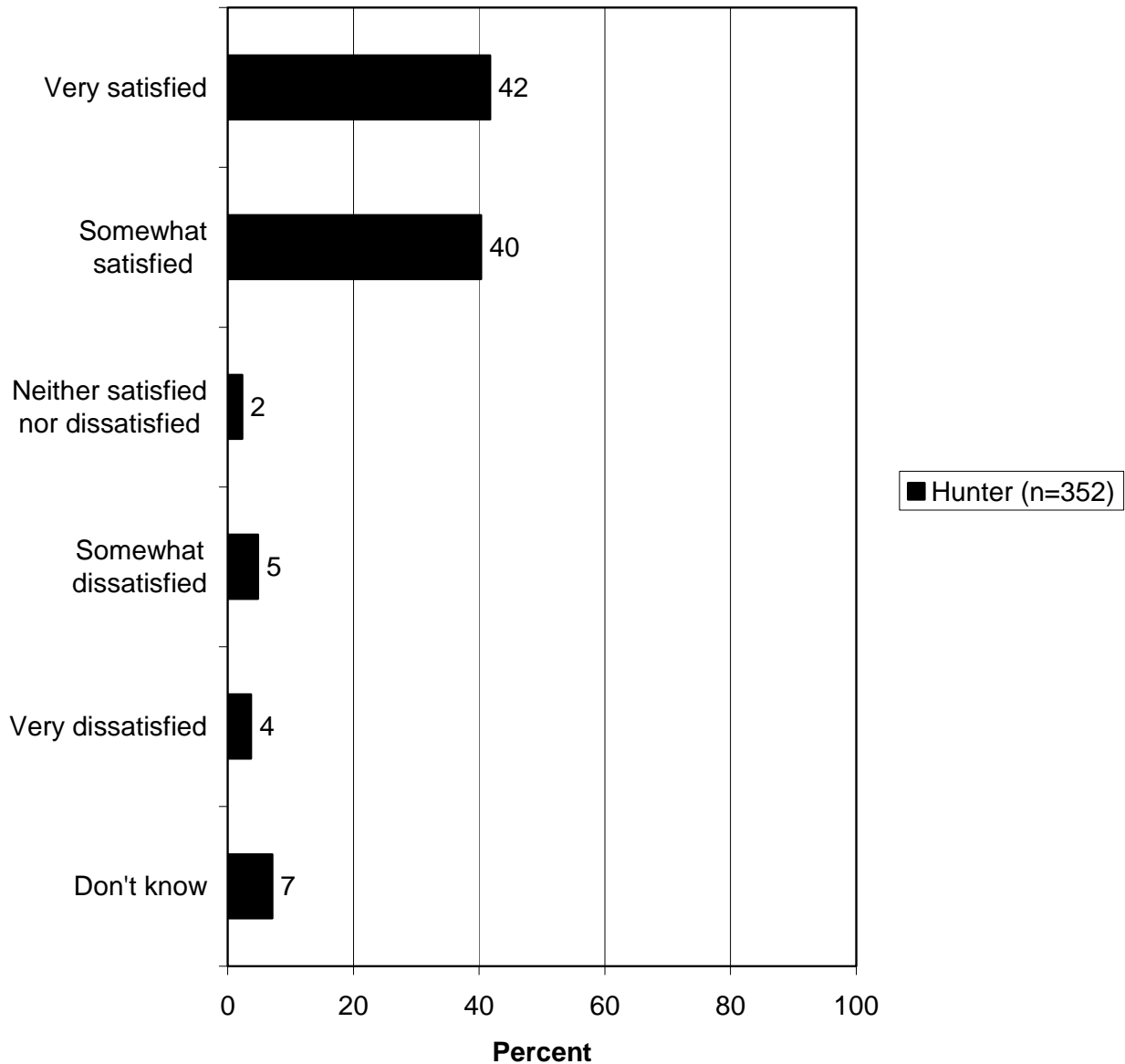
## **OPINIONS ON DEER HUNTING SEASON STRUCTURE**

- A large majority of hunters are satisfied (81%) with the current deer season structure. Nearly the same percentage of deer hunters (82%) are satisfied with how well the GDNR incorporates hunters' wants and needs into the management of the state's deer population.
  
- Regarding specific regulations, more hunters support (61%) than oppose (28%) a longer deer hunting season in Georgia. Many more hunters support (77%) than oppose (7%) extending the deer hunting season in the northern zone to match the southern zone. There is also much more support (75%) than opposition (20%) to allowing the hunting of does at any time during the deer season. Finally, respondents were asked their opinions about two regulations. Among hunters, there is much more support (58%) than opposition (21%) to having one statewide season for deer with no zones, and there is much more support (76%) than opposition (18%) for allowing hunters who use muzzleloaders to use magnifying scopes. Among the general population and landowners, support exceeded opposition to both, but not as greatly as among hunters.

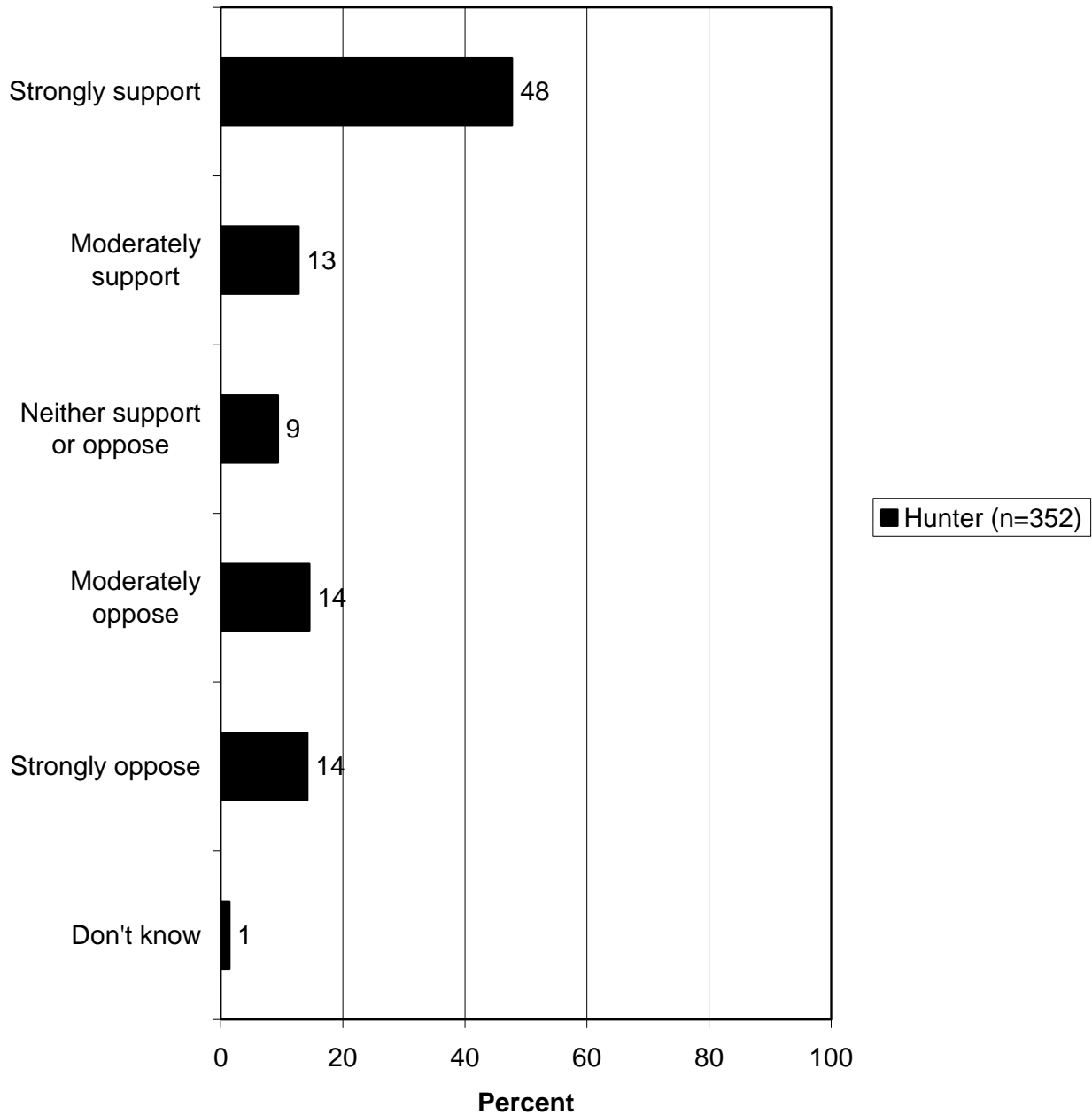
**Q84. In general, are you satisfied or dissatisfied with the current deer season structure? (Asked of hunters who hunted deer in the past 2 years.)**



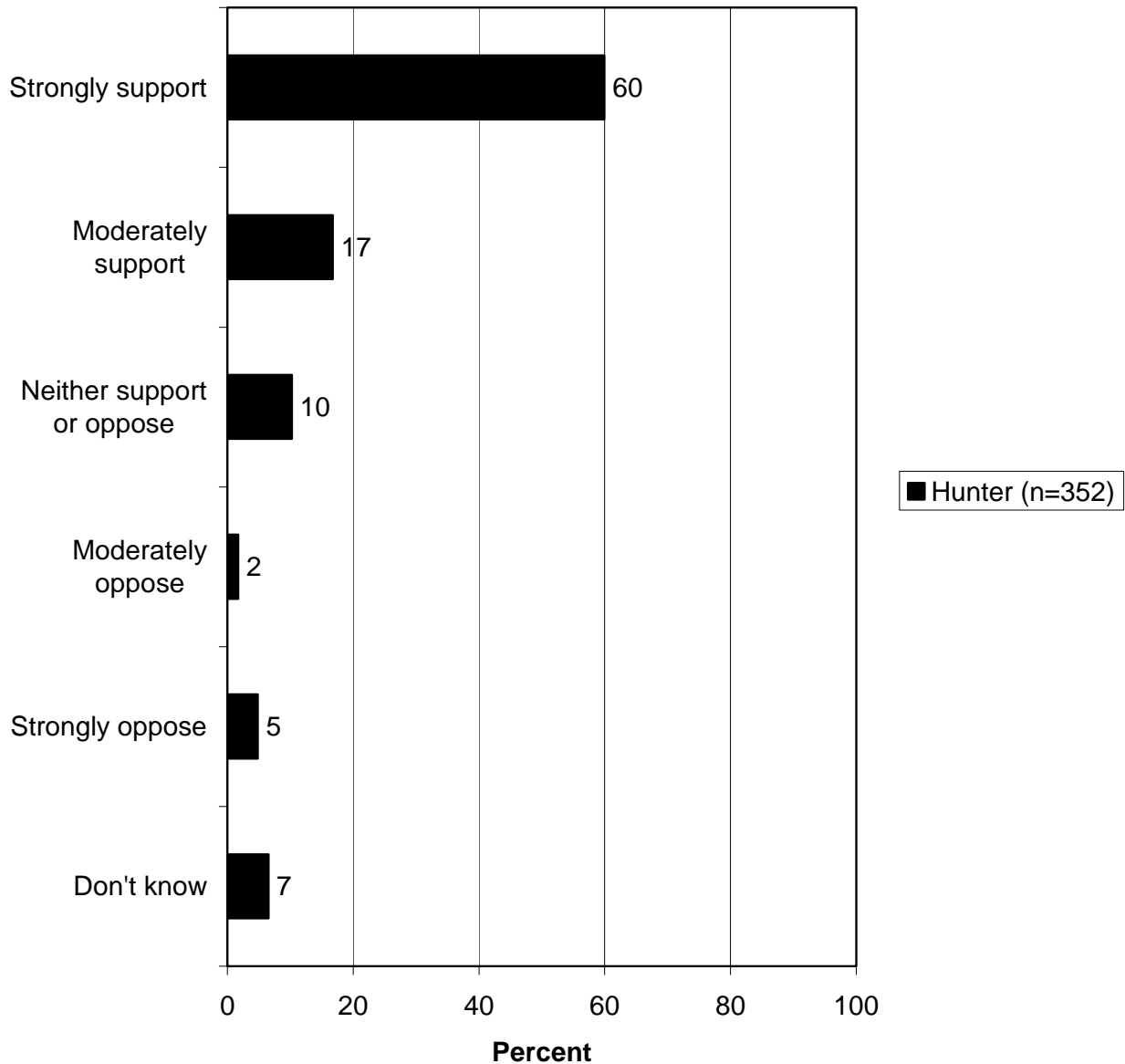
**Q85. In general, are you satisfied or dissatisfied with how well the Georgia DNR incorporate hunters' wants and needs into the management of the state's deer population? (Asked of hunters who hunted deer in the past 2 years.)**



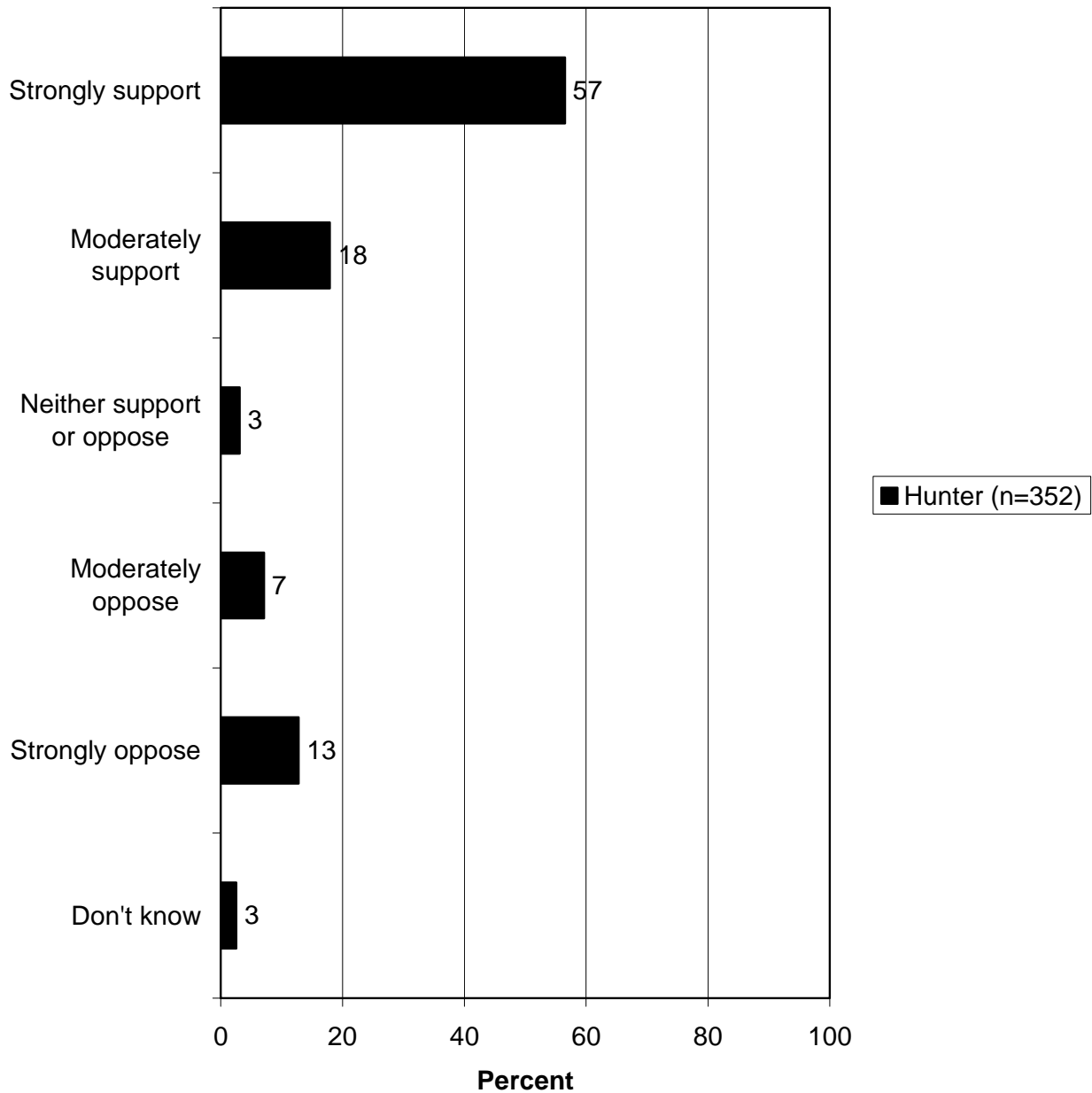
**Q76. Do you support or oppose a longer deer hunting season in Georgia? (Asked of hunters who hunted deer in the past 2 years.)**



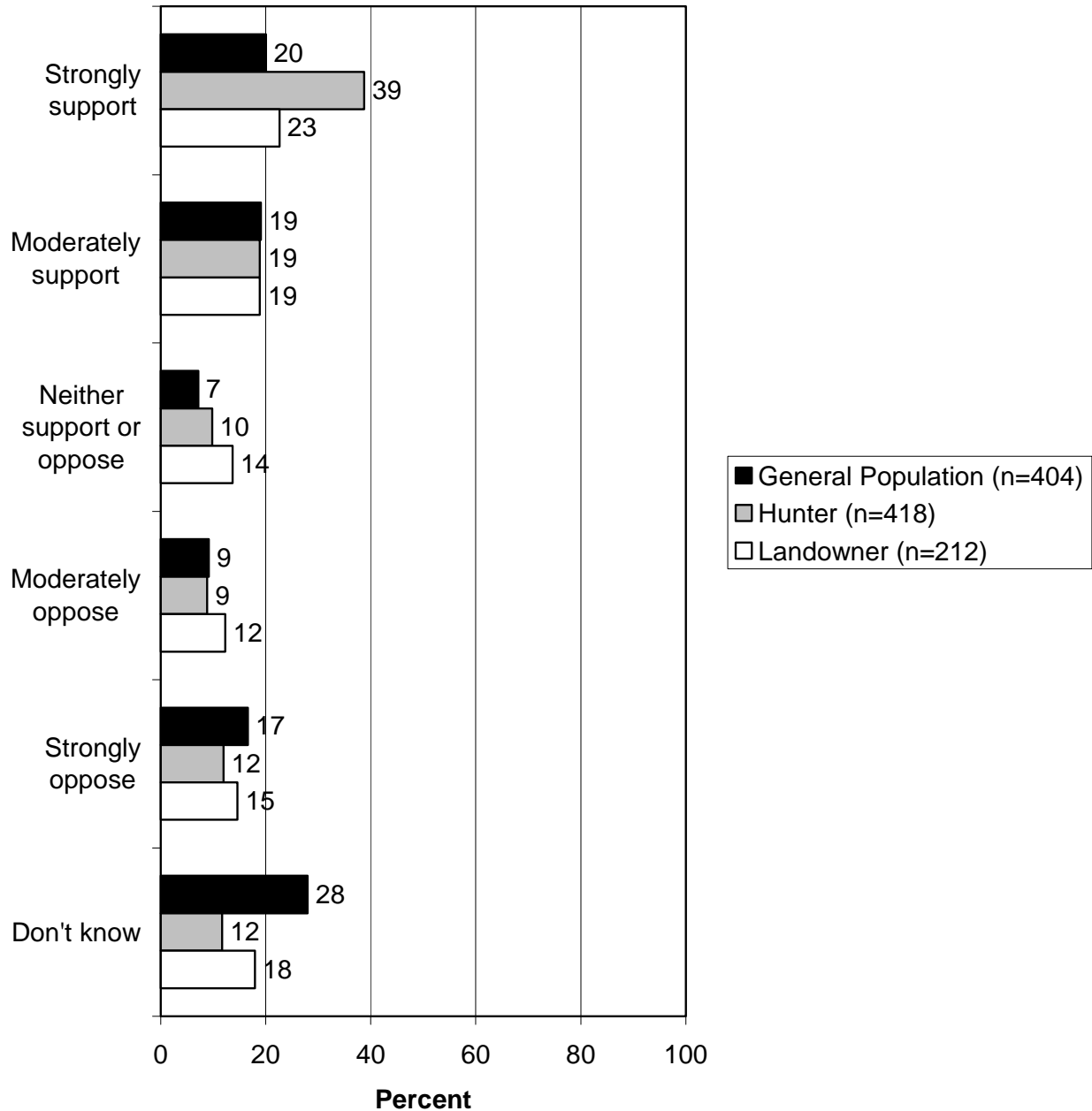
**Q77. Do you support or oppose extending the deer season in the northern zone of Georgia to match the southern zone? (Asked of hunters who hunted deer in the past 2 years.)**



**Q78. Do you support or oppose allowing Georgia hunters to hunt does anytime during the deer season? (Asked of hunters who hunted deer in the past 2 years.)**

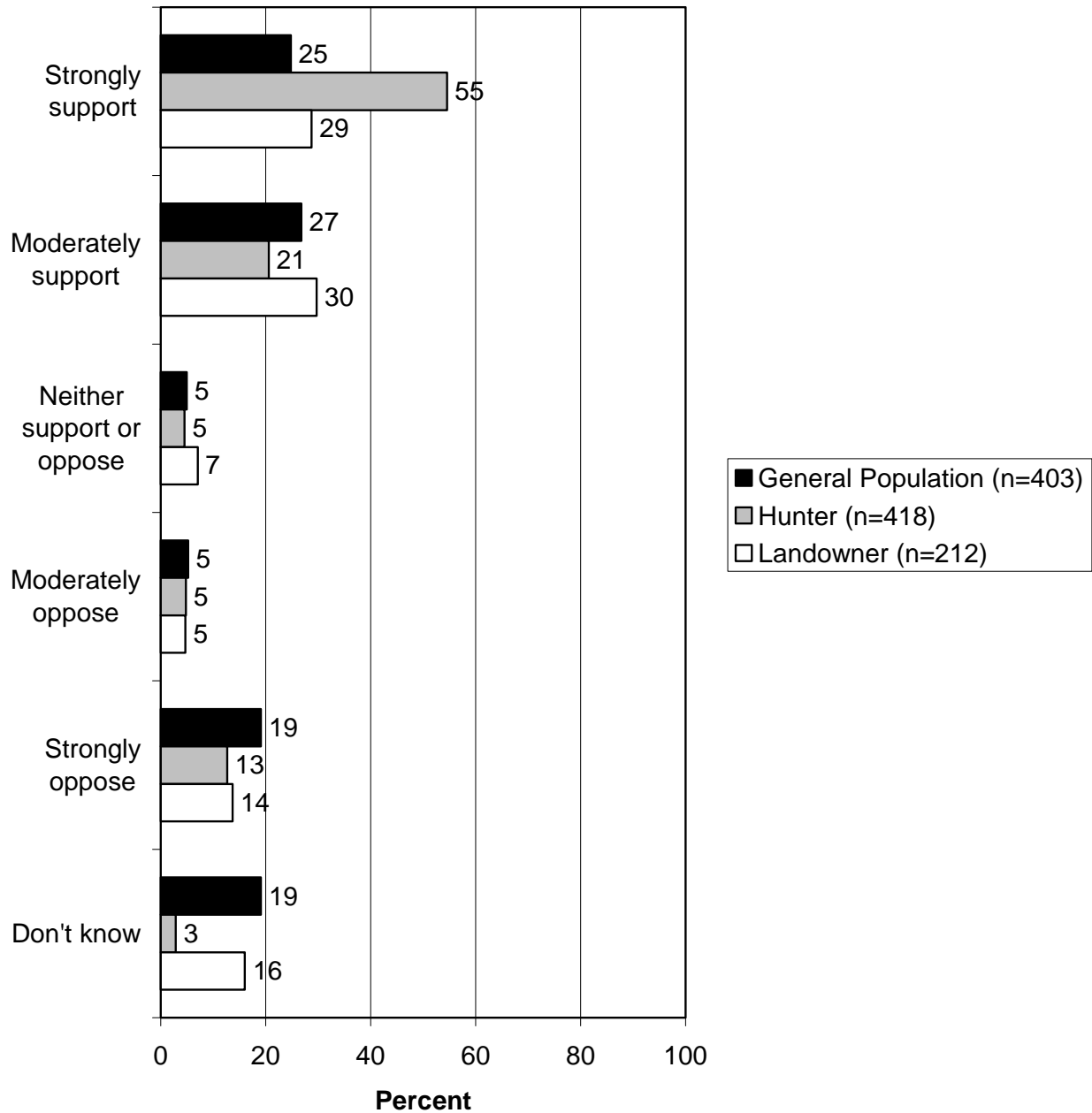


**Q139. Do you support or oppose having one statewide season for deer with no deer zones?**





**Q167. Do you support or oppose allowing hunters who use muzzleloading firearms to use magnifying scopes?**



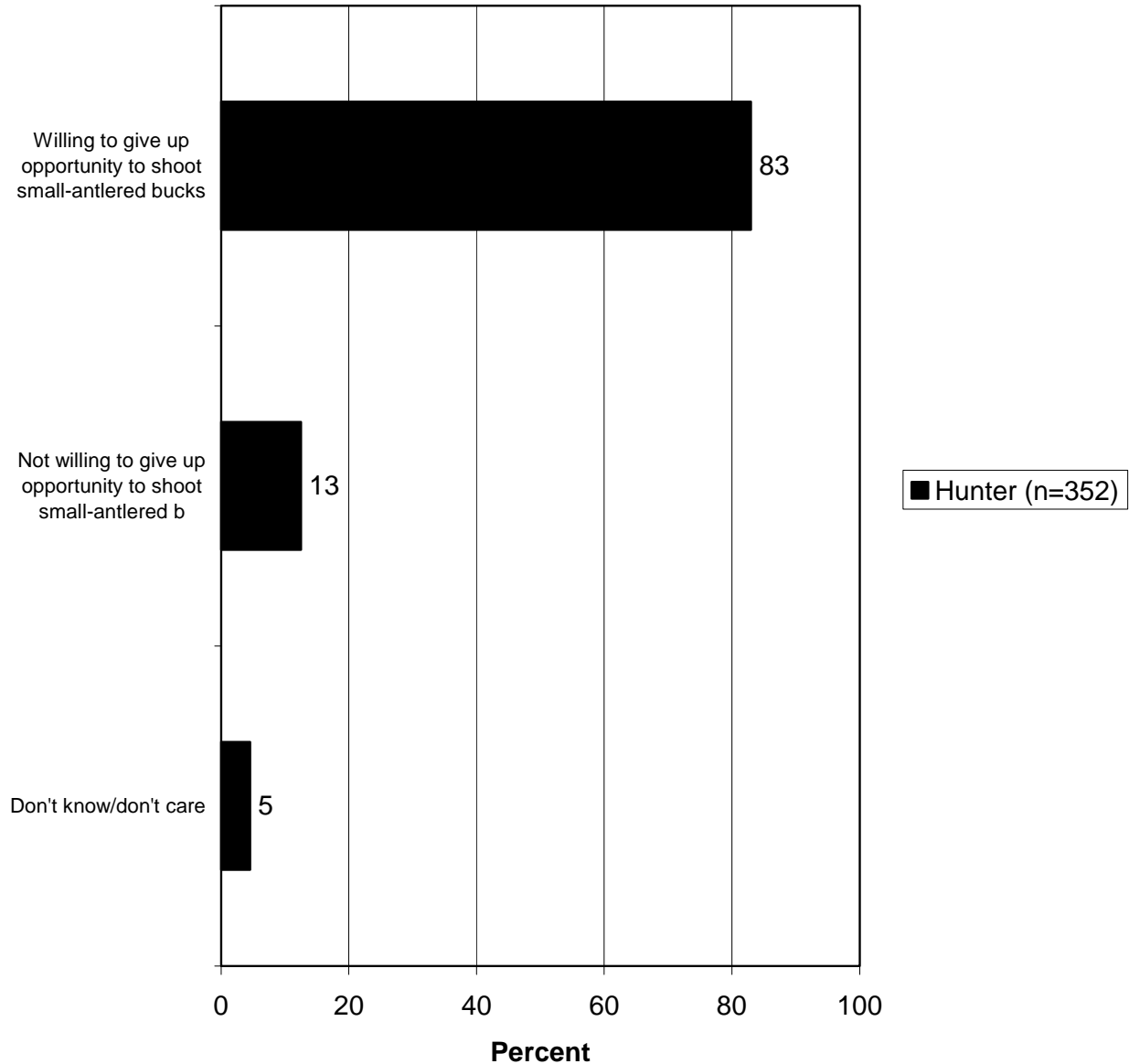
## **OPINIONS ON LICENSE FEES AND USE OF REVENUES**

- As discussed previously in the section of the report titled, “Opinions on Deer Management in Georgia,” large majority of deer hunters (71%) indicated that they would support an increase in deer hunting license fees if they knew that the money would be used for deer management. The support for an increase in license fees evaporates when the money would *not* be used for deer management: only 8% would support, and 85% would oppose, an increase in fees if the money would not be used for deer management.

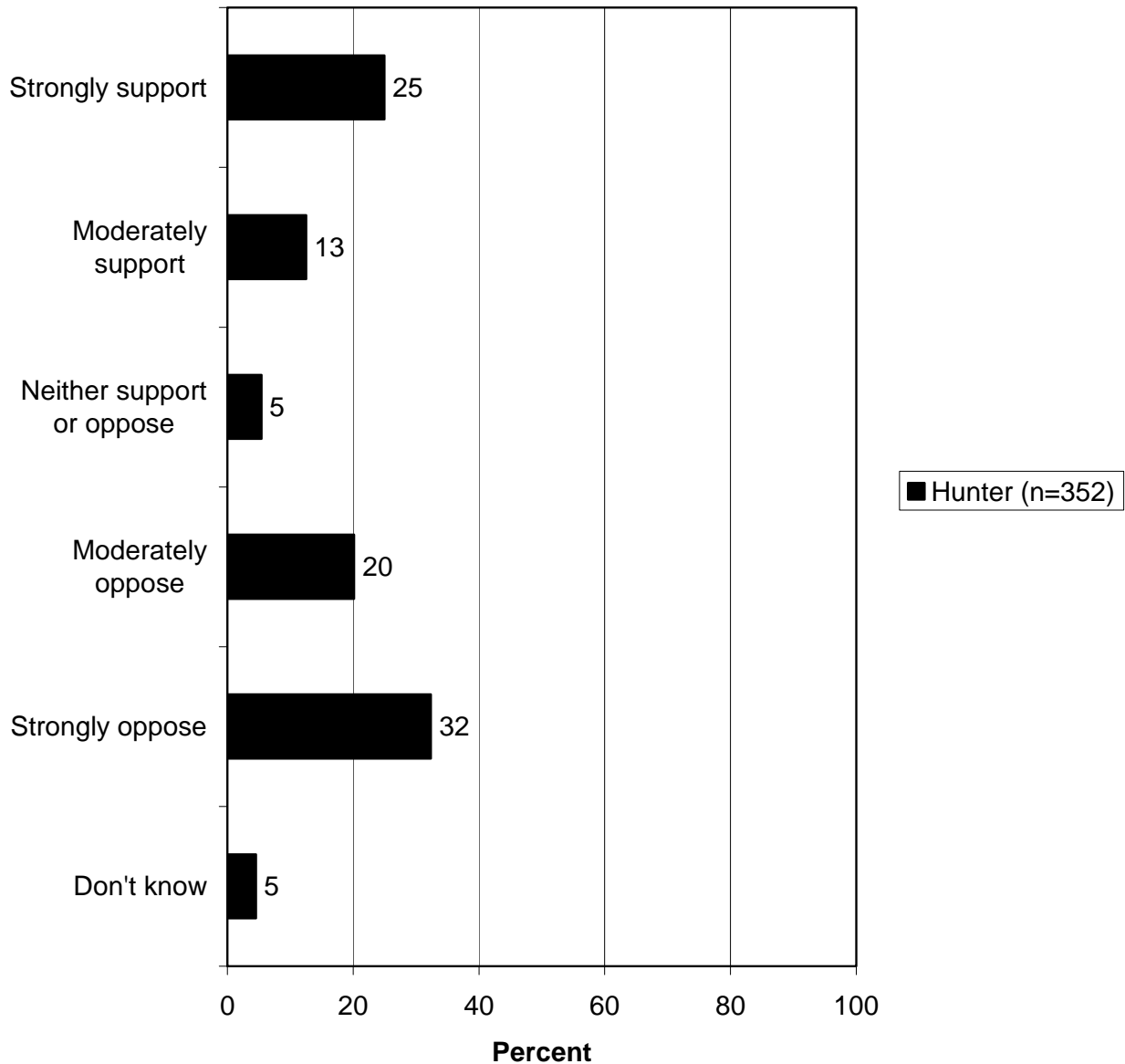
## **OPINIONS ON HUNTING REGULATIONS FOR QUALITY DEER MANAGEMENT**

- When asked about specific management strategies for quality deer, hunters are overwhelmingly willing to give up the chance to shoot small-antlered bucks while at the same time shooting more does for an increased chance in later years of shooting a large-antlered bucks (83%). However, deer hunters do not support a regulation requiring that a deer hunter must harvest a doe before he or she can harvest a buck (52% oppose, while 38% support). (These questions are discussed and graphed in the section of the report titled, “Opinions on Deer Management in Georgia.”)

**Q82. Are you willing to give up the chance to shoot small-antlered bucks and shoot more does in exchange for an increased chance to shoot large-antlered bucks in later years? (Asked of hunters who hunted deer in the past 2 years.)**



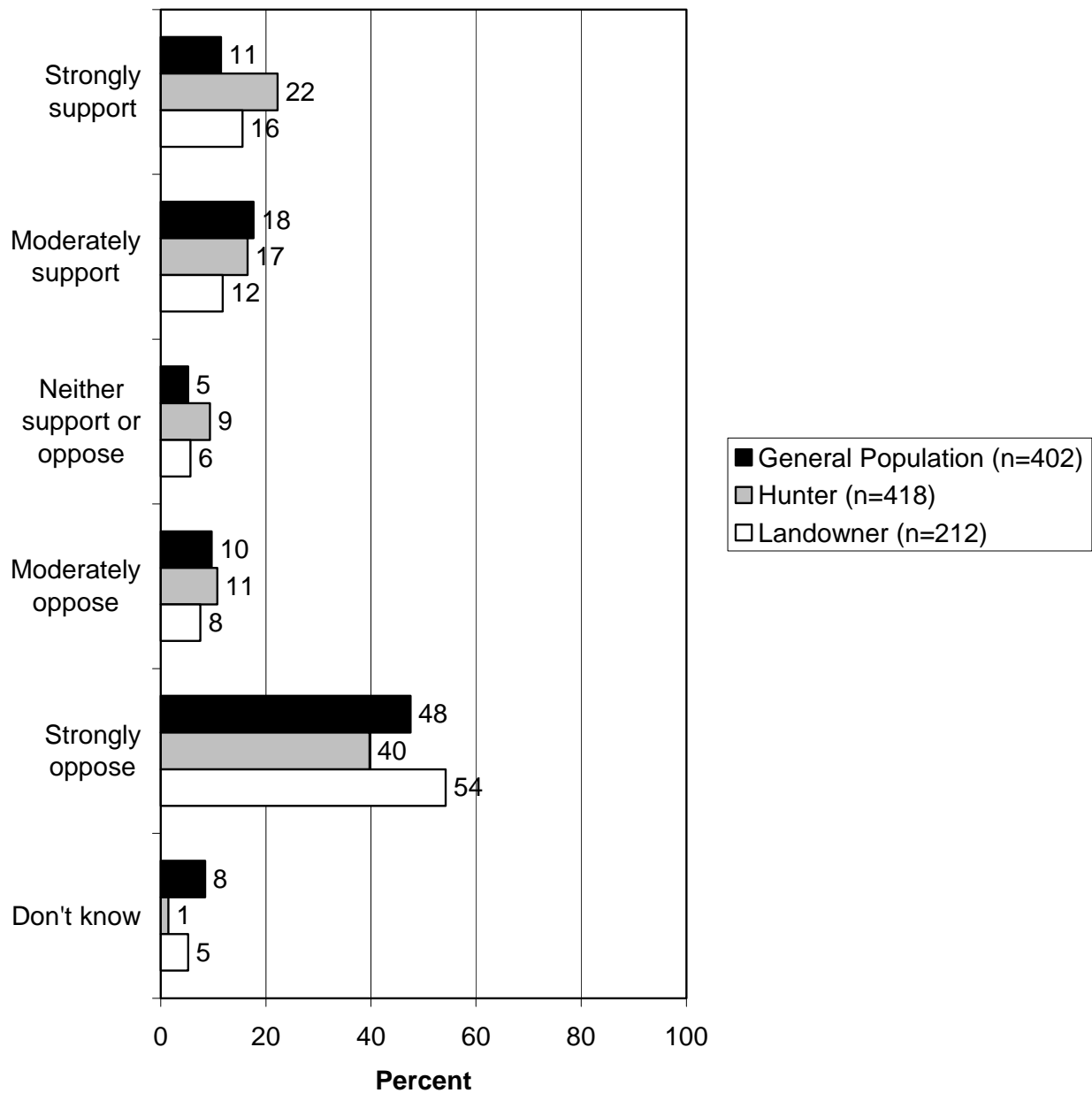
**Q83. Do you support or oppose the general idea of having hunters kill does before they can qualify to shoot an antlered buck? (Asked of hunters who hunted deer in the past 2 years.)**



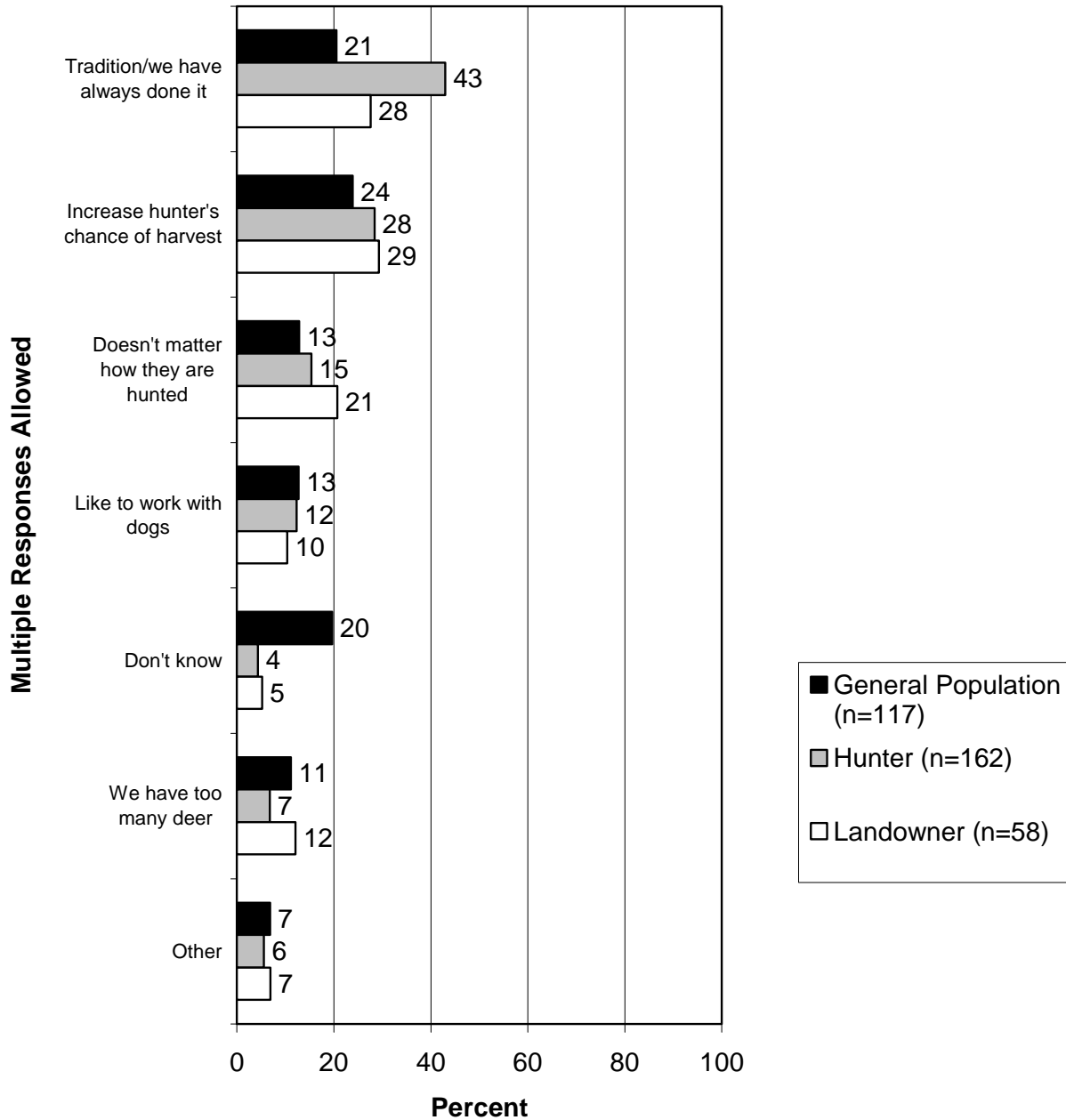
## **OPINIONS ON HUNTING DEER WITH DOGS**

- Opposition exceeds support for hunters using dogs to hunt deer, even among hunters.
  - Among the general population, 29% support and 58% oppose hunters using dogs to hunt deer.
  - Among hunters, 39% support and 51% oppose hunters using dogs to hunt deer.
  - Among landowners, 28% support and 62% oppose hunters using dogs to hunt deer.
  - Those who support commonly cite tradition and an increased chance of harvest as reasons they support hunters hunting with dogs.
  - Those who oppose commonly say they do so because hunting with dogs does not give the deer a fair chance or that hunting deer with dogs is inhumane to the deer. Landowners also indicate that hunting with dogs increases the chance of hunters trespassing.

**Q132. (Respondents were explained regulations regarding hunting with dogs.) In general, do you support or oppose Georgia hunters using dogs to hunt deer?**

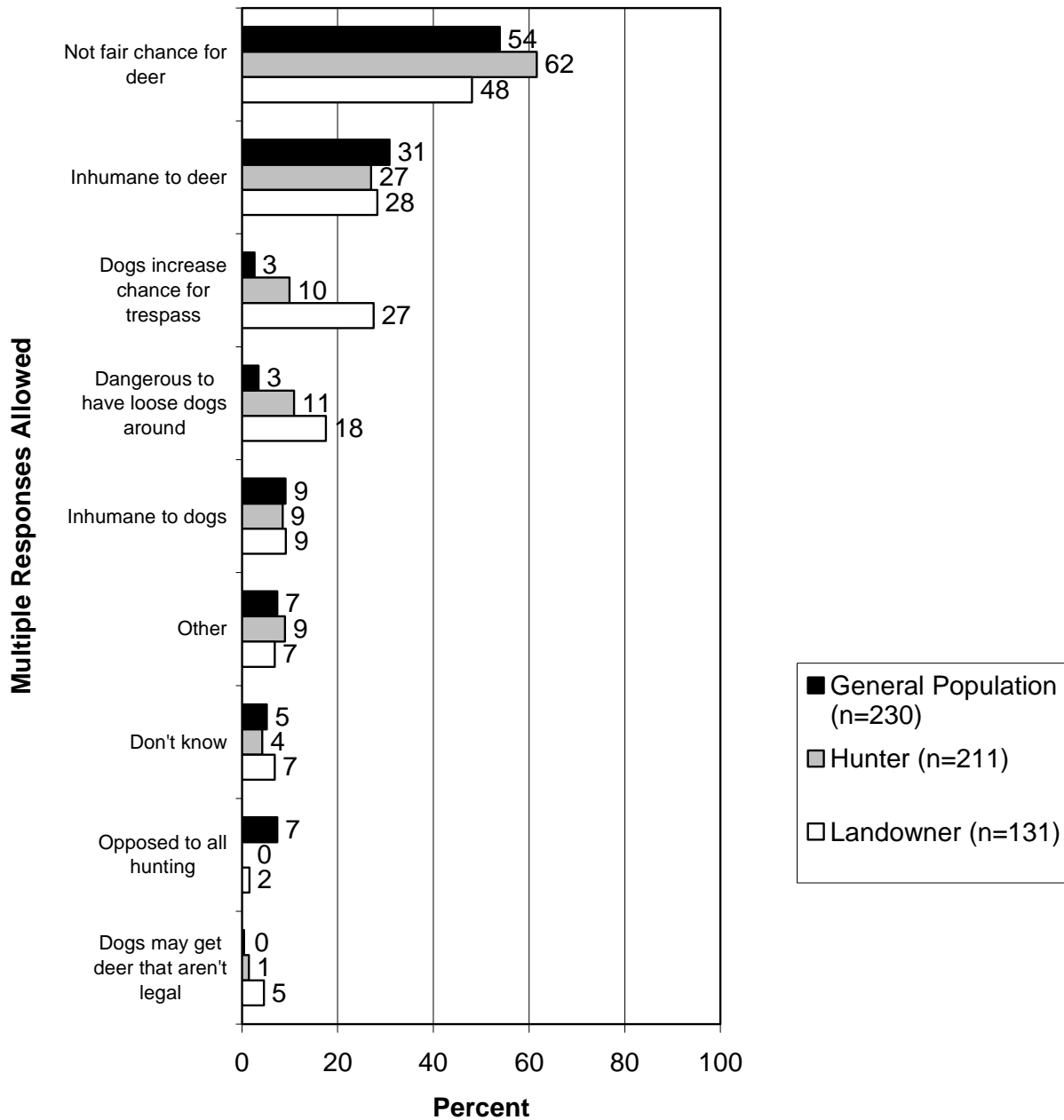


**Q134. What is your main reason for supporting hunting deer with dogs? (Asked of those who support hunting deer with dogs.)**





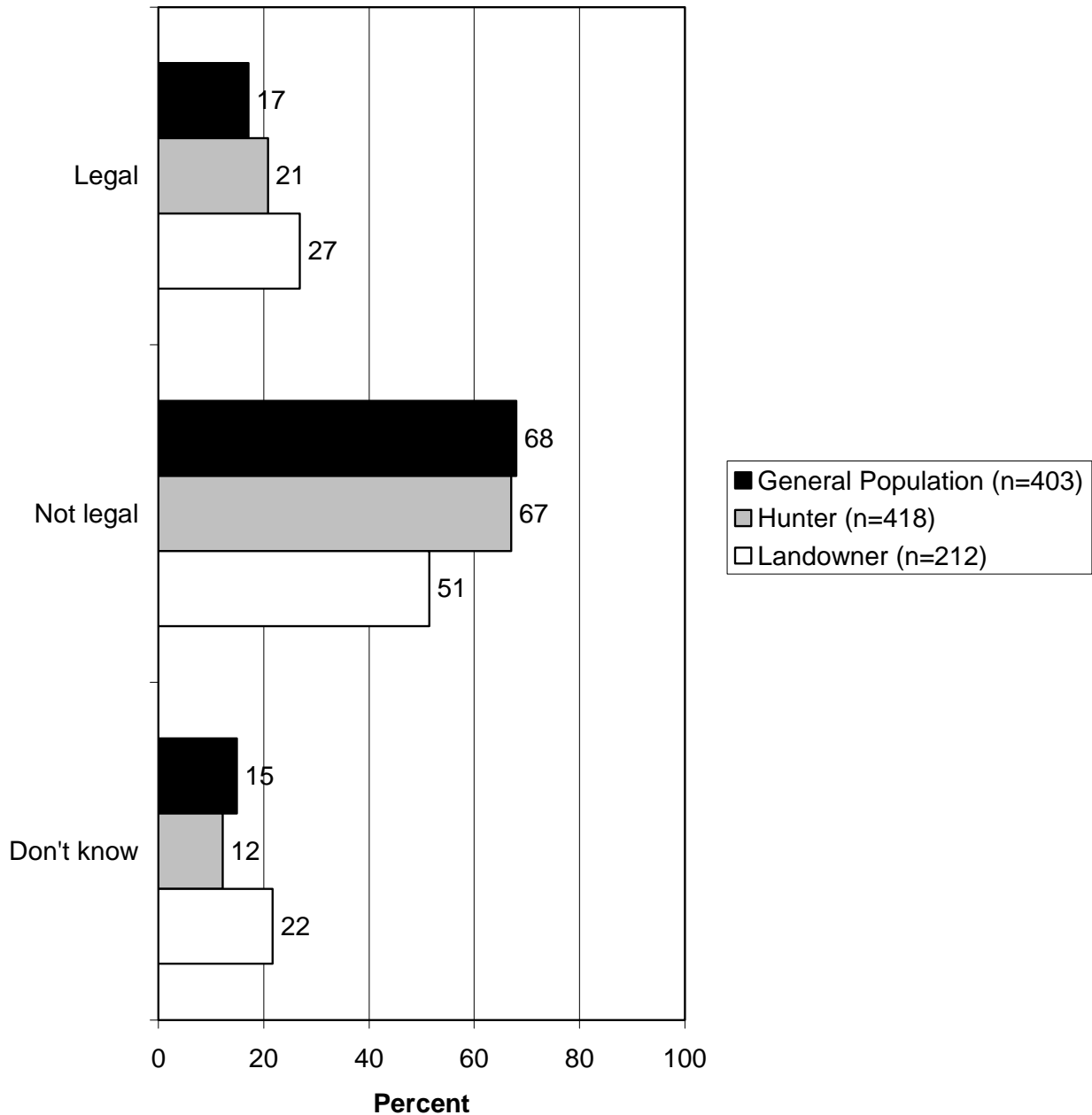
**Q137. What is your main reason for opposing hunting deer with dogs? (Asked of those who oppose hunting deer with dogs.)**



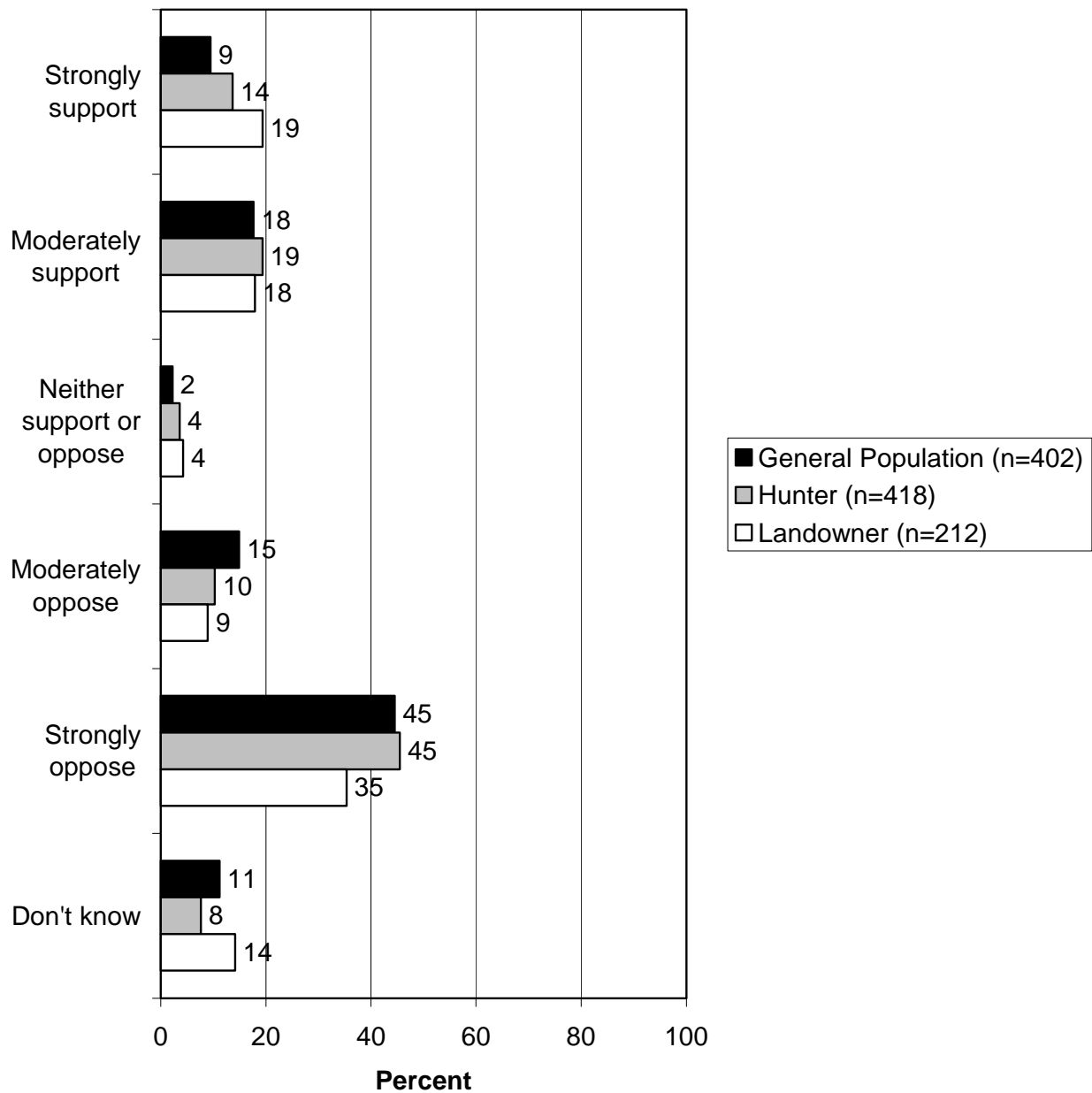
## **OPINIONS ON FENCED HUNTING**

- There is much more opposition (i.e., those saying it should be illegal) than support (those saying it should be legal) to fenced hunting of white-tailed deer and other large animals, even among hunters (indeed, the most support was among landowners): majorities of all groups said hunting white-tailed deer and other large animals inside fenced enclosures should be illegal. When a condition is placed on the question about fenced hunting of white-tailed deer—would the respondent support it if it would generate economic activity for rural Georgia—there is still much more opposition than support, and mostly strong opposition.
  
- The results regarding fenced hunting of non-native, exotic deer are similar. The large majority of respondents think it should be illegal to hunt non-native deer in a fenced enclosure, and they oppose it, even if it would generate economic activity for rural Georgia.
  - Those who support fenced hunting of non-native deer gave varying answers regarding the amount of acreage that such a fenced enclosure should have, with many indicating fairly large acreages.

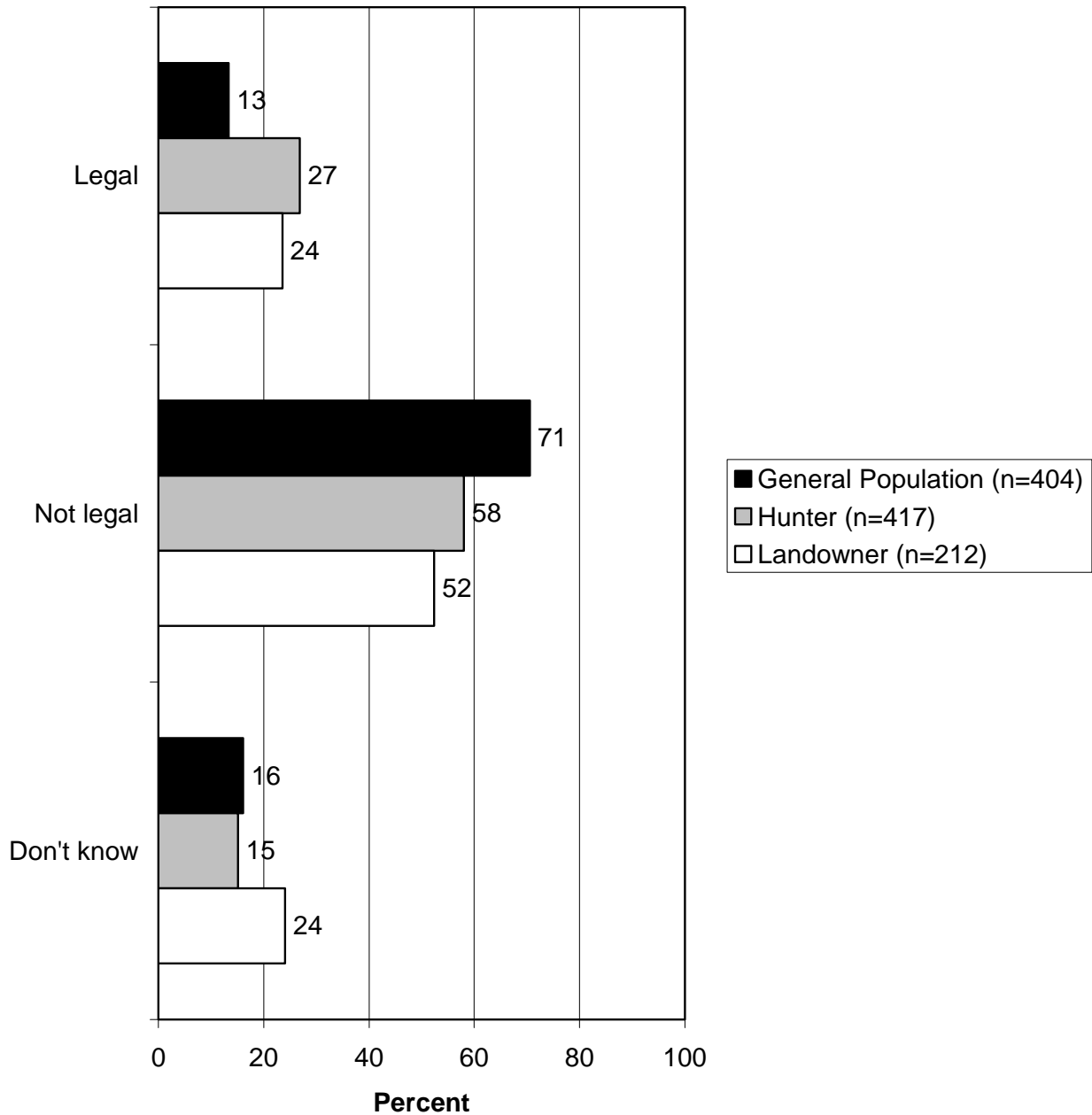
**Q148. Do you think it should be legal or not legal to hunt white-tailed deer or other large animals inside an area fenced so that it restricts animal movements?**



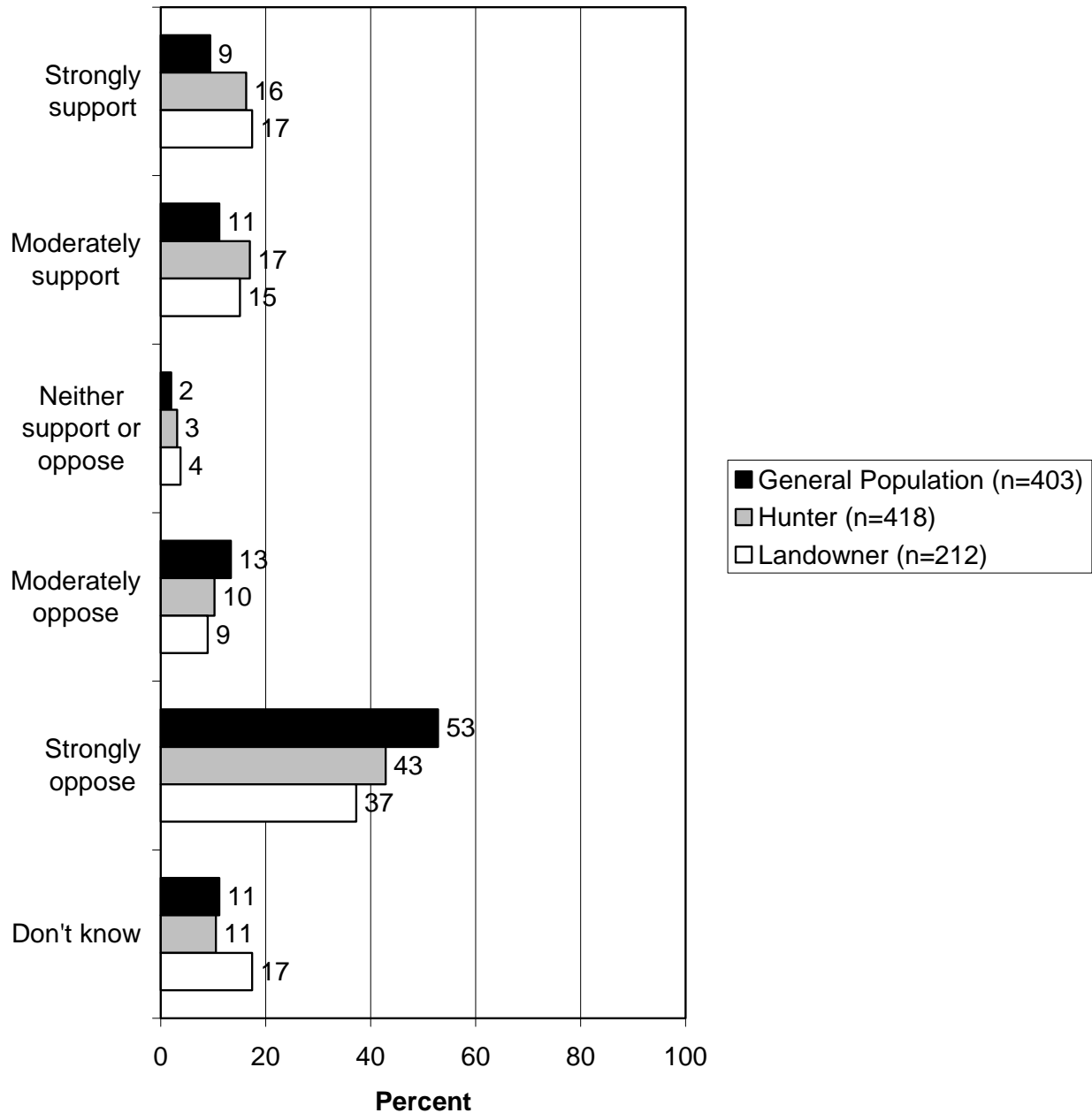
**Q149. Would you support or oppose hunting of white-tailed deer inside enclosed fenced areas if allowing it generated economic activity for rural Georgia?**



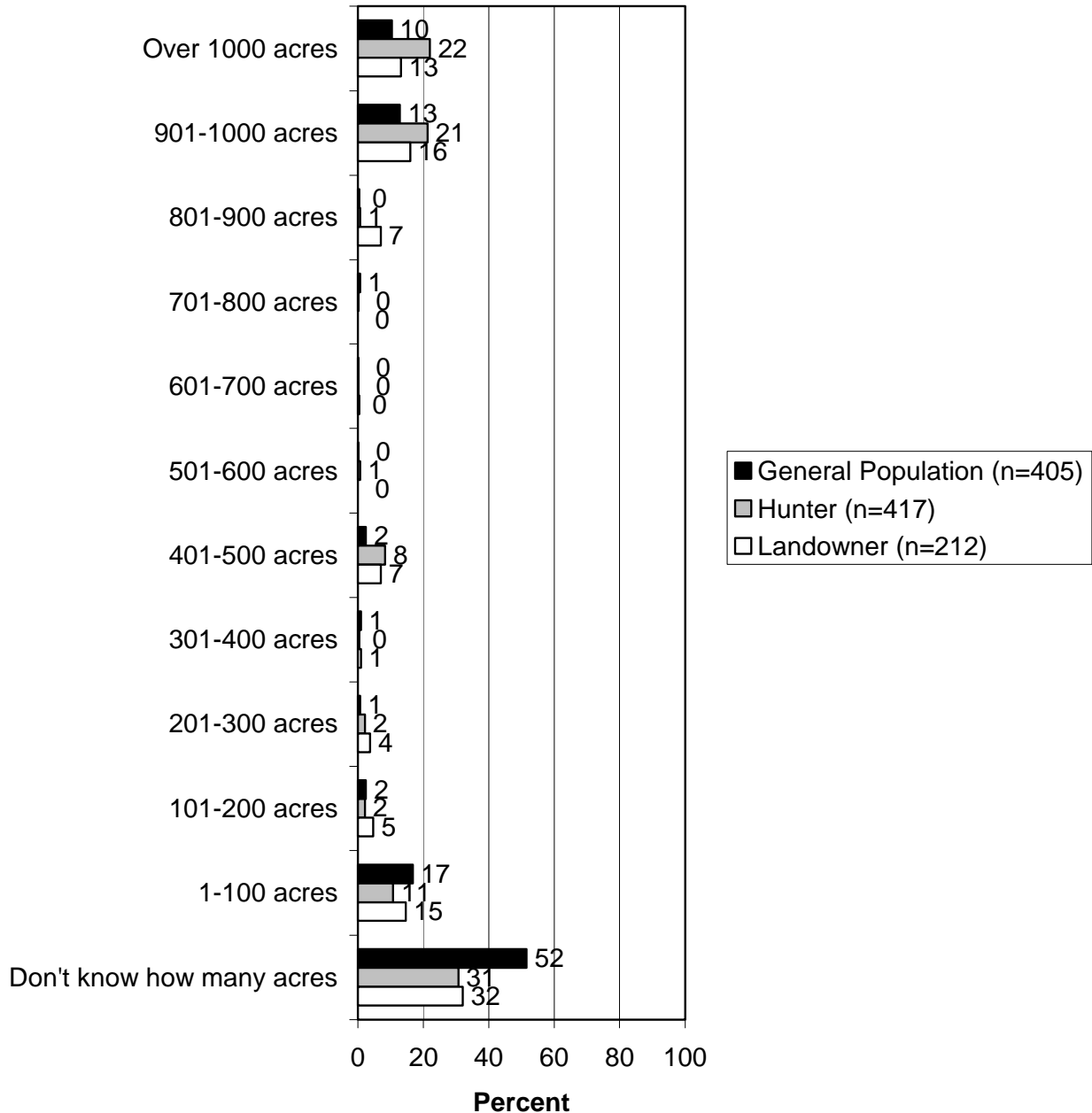
**Q150. Do you think it should be legal or not legal to hunt non-native, exotic deer (not white-tailed deer) inside enclosed fenced areas?**



**Q151. Would you support or oppose hunting of non-native, exotic deer (not white-tailed deer) inside enclosed fenced areas if allowing it generated economic activity for rural Georgia?**



**Q152. If it was legal, what do you think should be the minimum acreage to hunt non-native, exotic deer (not white-tailed deer) inside enclosed fence areas?**

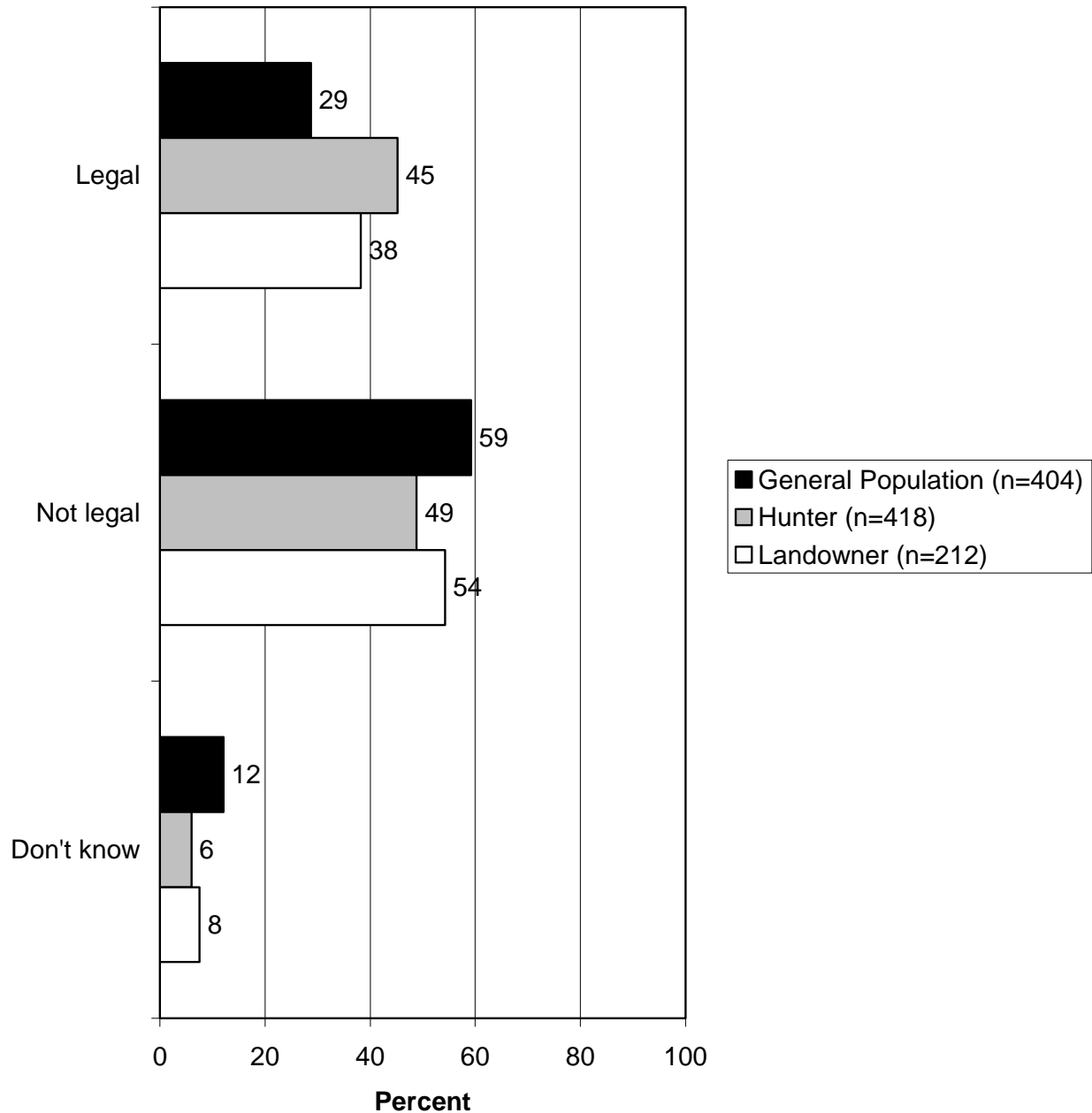


## **OPINIONS ON BAITING DEER**

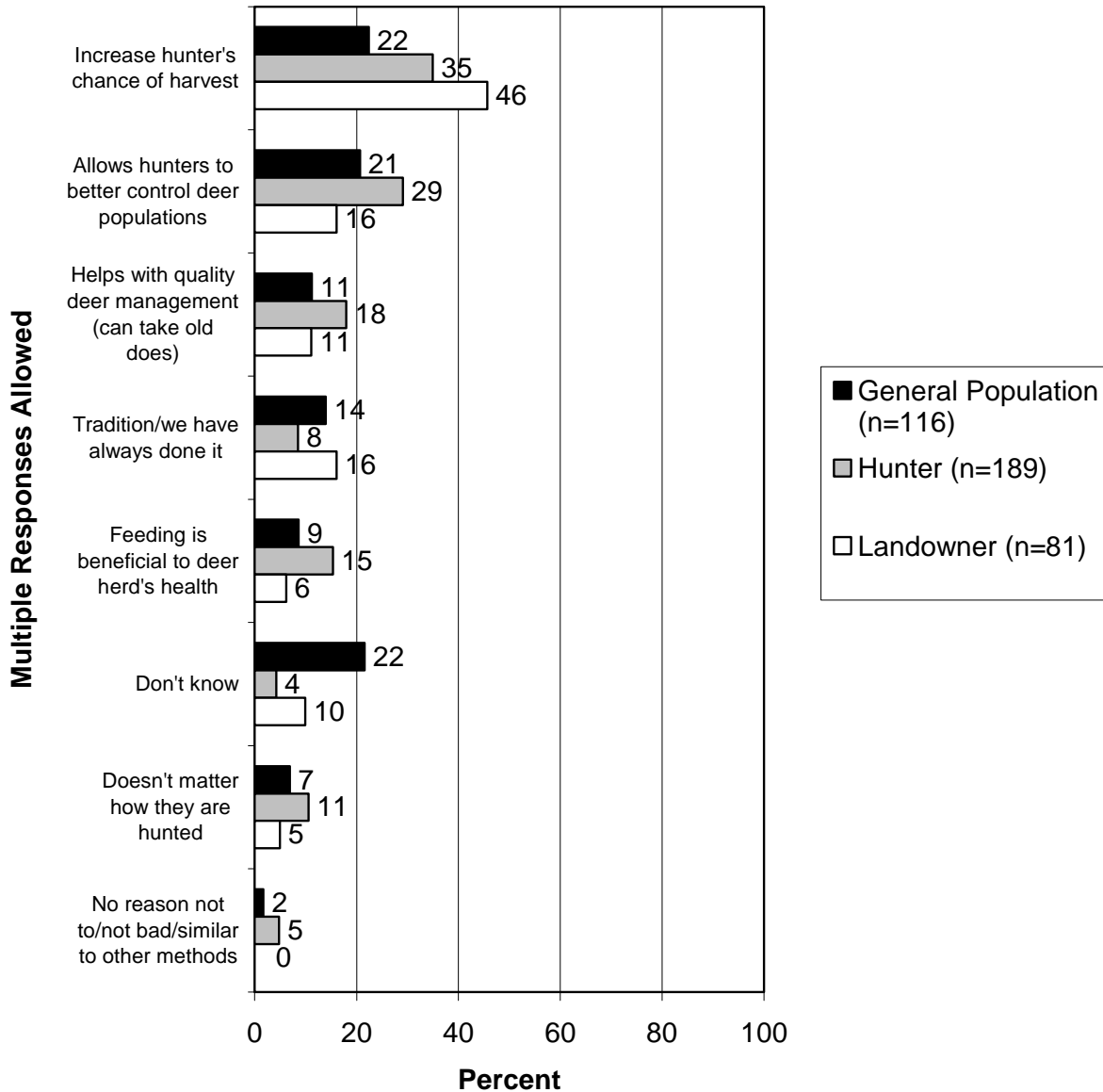
- There are greater percentages in each group who think that hunting white-tailed deer by attracting them using bait should be illegal than think it should be legal, when there are no conditions attached to the question, although the difference is not great among hunters and landowners.
  - Majorities of the general population (59%) and landowners (54%), and just less than a majority of hunters (49%), think it should be illegal to hunt deer using bait unconditionally.
  - Those who support do so most commonly because it will increase the hunters' chance of harvest, that it allows for better deer population control, and that it helps with quality deer management. Tradition was also cited by many.
  - Those who oppose do so most commonly because it is not perceived as fair to the deer and that it is unethical to trick the deer.
  - When the condition is placed on the question about support or opposition for hunting deer directly over bait if it were part of a year-round feeding program, opposition (52%) still exceeds support (31%) among the general population, but not among hunters, who had more support (56%) than opposition (37%), and among landowners, who were evenly split between support (45%) and opposition (45%).



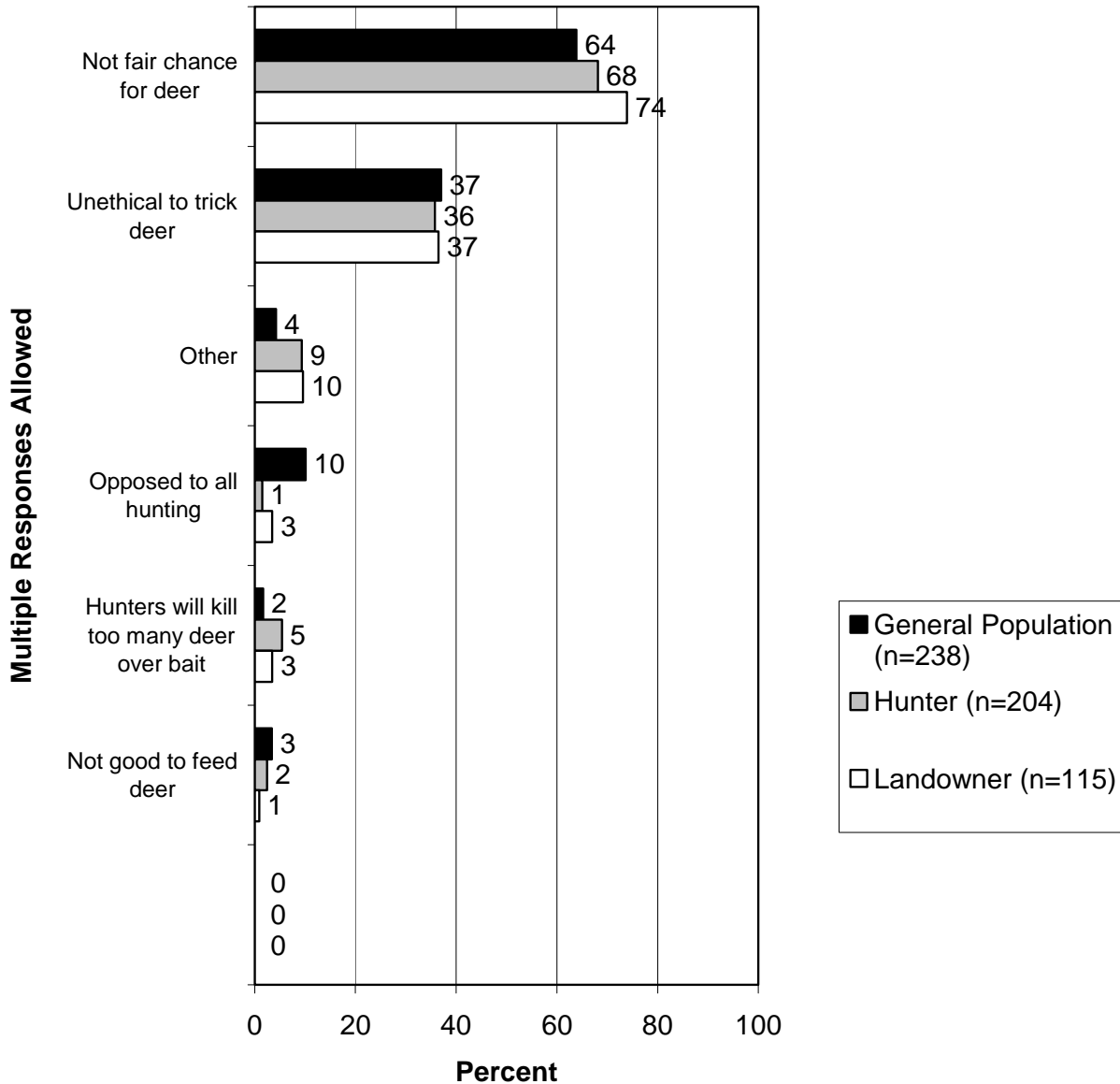
**Q153. Do you think it should be legal or not legal to hunt white-tailed deer by attracting them using bait like corn as an attractant (not a planted food plot)?**



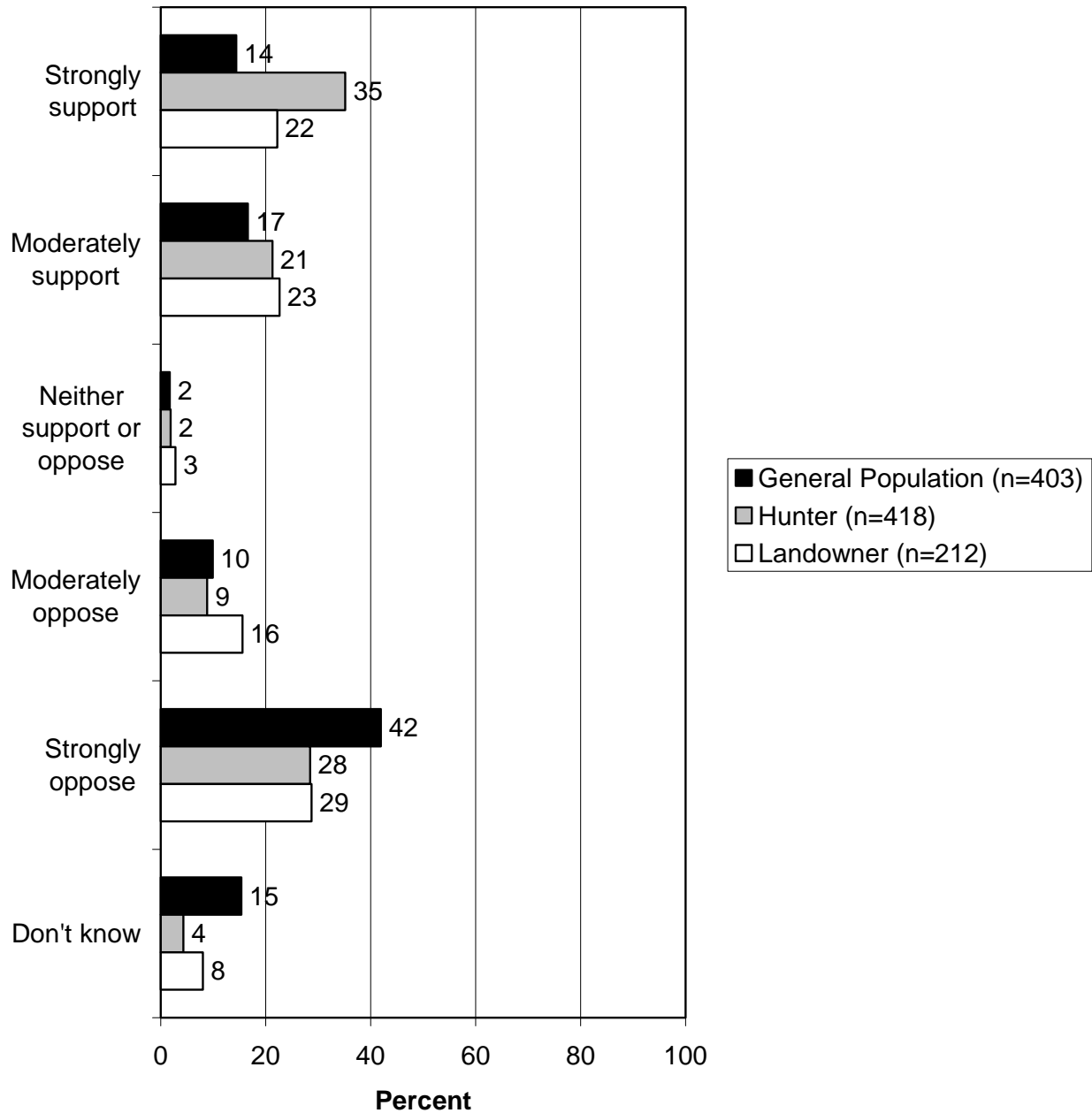
**Q155. What is your main reason for supporting hunting deer over bait? (Asked of those who think it should be legal to hunt white-tailed deer by attracting them using bait like corn as an attractant.)**



**Q158. What is the main reason for opposing hunting deer over bait? (Asked of those who think it should be illegal to hunt white-tailed deer by attracting them using bait like corn as an attractant.)**



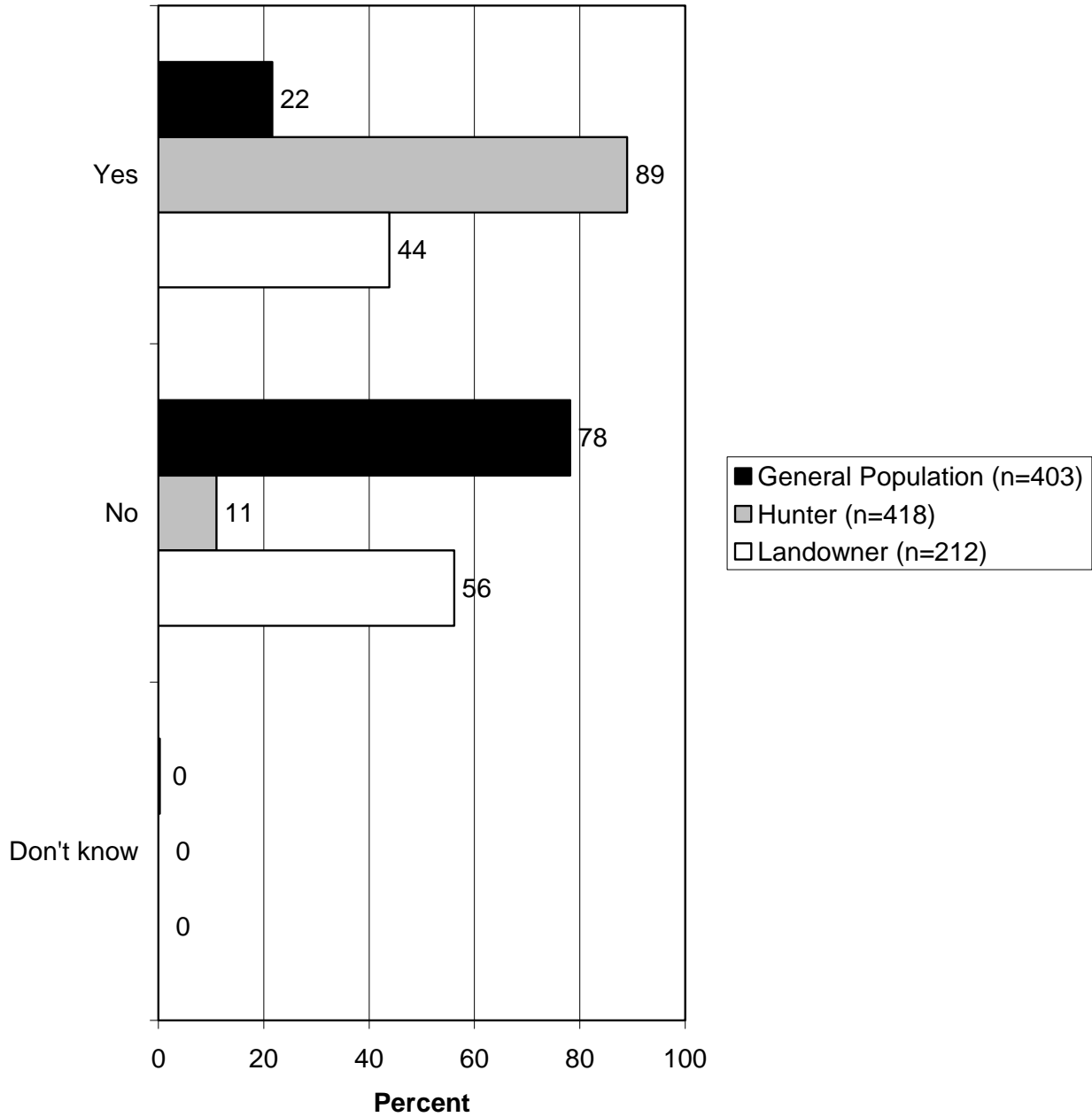
**Q160. Would you support or oppose allowing hunting deer directly over bait if it was part of a year-round feeding program?**



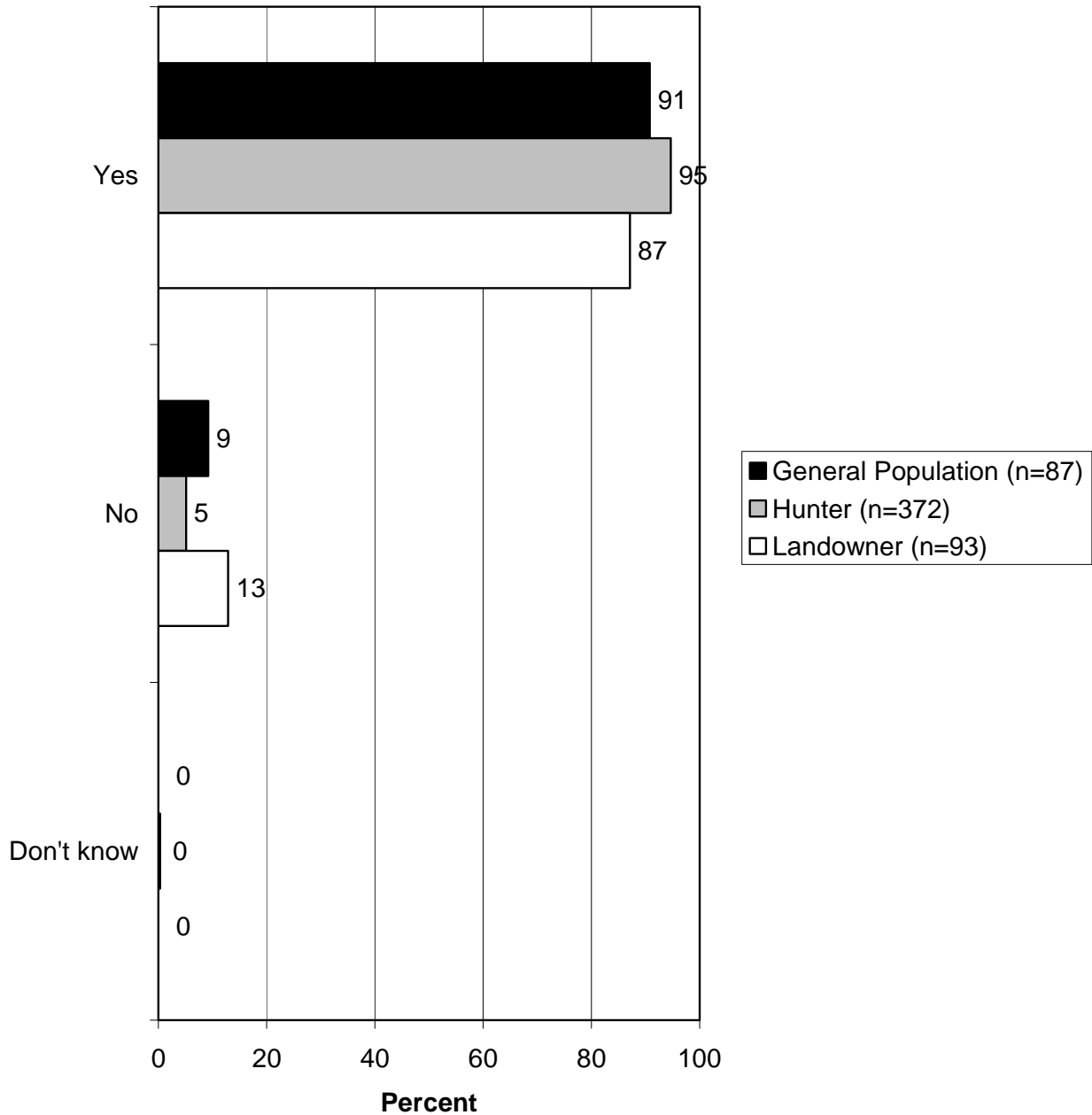
## **PARTICIPATION IN DEER HUNTING IN GEORGIA**

- Participation in any type of hunting in the past 2 years obviously varied widely among groups: 22% of the general population, 89% of hunters, and 44% of landowners had hunted in the past 2 years in Georgia. Most of those who had hunted had hunted deer. The next question asked specifically about deer hunting: 20% of the general population, 84% of hunters, and 38% of landowners had hunted deer. Additionally, substantial percentages of each group said that other members of their household had hunted deer in Georgia in the past 2 years: 36% of the general population, 59% of hunters, and 49% of landowners said another member of their household had hunted deer.
  - Hunters were also asked whether they hunted deer primarily on private or public land, with the overwhelming majority (79%) of deer hunters saying they hunted primarily on private land.
  - Deer hunters were asked on which public lands they had hunted; the most common types of public land on which they had hunted were Wildlife Management Areas and National Forest lands.
  
- Hunting deer with dogs is not common: 18% of deer hunters have hunted with dogs in the past, and 6% have hunted deer with dogs in the past year.
  
- Roughly two-thirds of hunters who had hunted deer in the past season in Georgia had harvested a deer.
  
- Hunters were asked about the number of days they had hunted deer in the past season in Georgia: the responses followed a bell curve, with the most common answer falling from 20 to 29 days.
  
- The most common motivation of deer hunters for hunting deer is for the sport or recreation (28%), followed closely by those who hunt deer for the meat (26%).
  
- Work obligations and lack of access are the most common factors that have reduced the quality of deer hunting experiences.

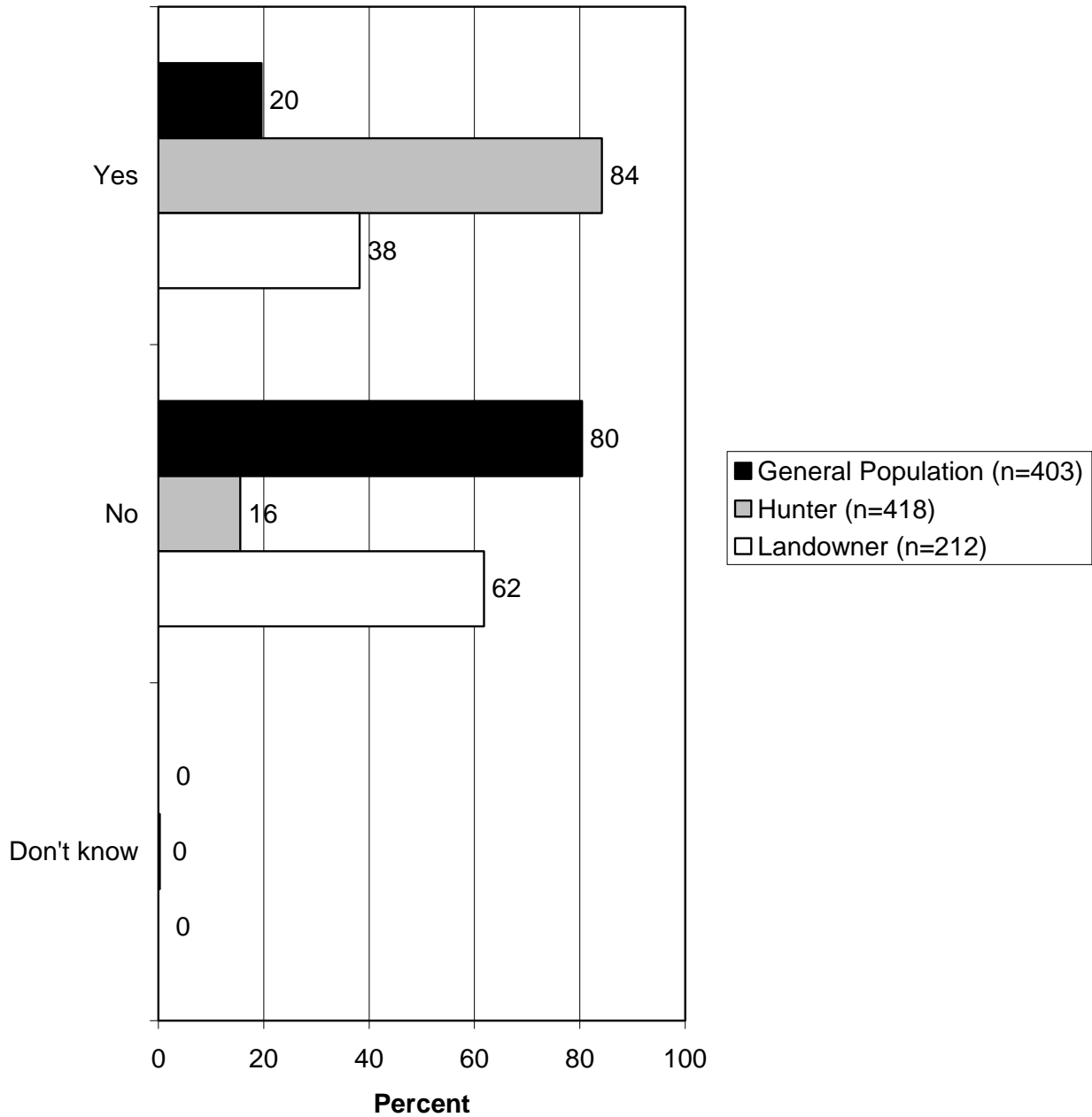
**Q58. Did you hunt in Georgia in the past 2 years?**



**Q59. Did you hunt deer in Georgia in the past 2 years? (Asked of those who hunted in Georgia in the past 2 years.)**

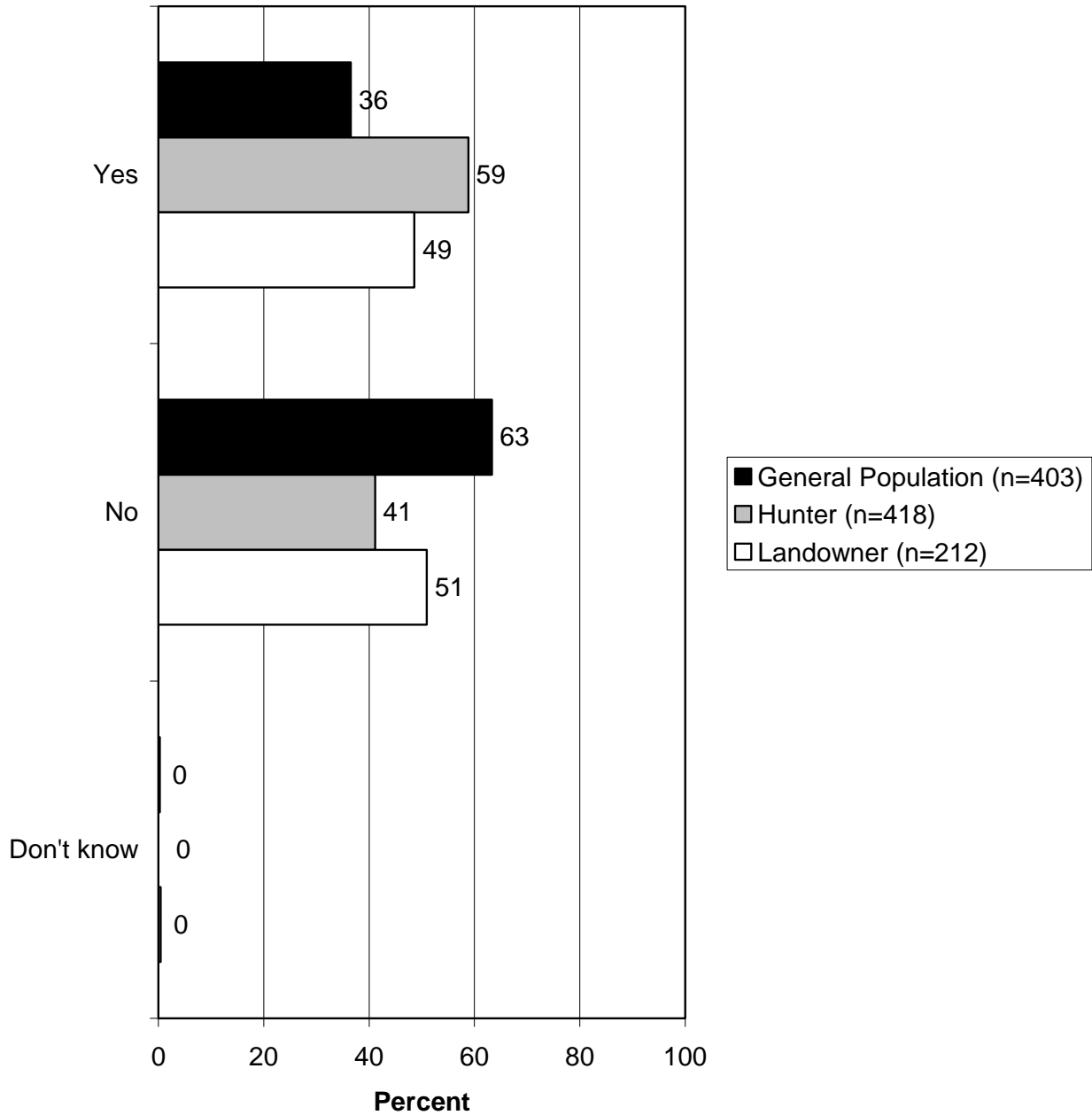


### Q59. Did you hunt deer in Georgia in the past 2 years?

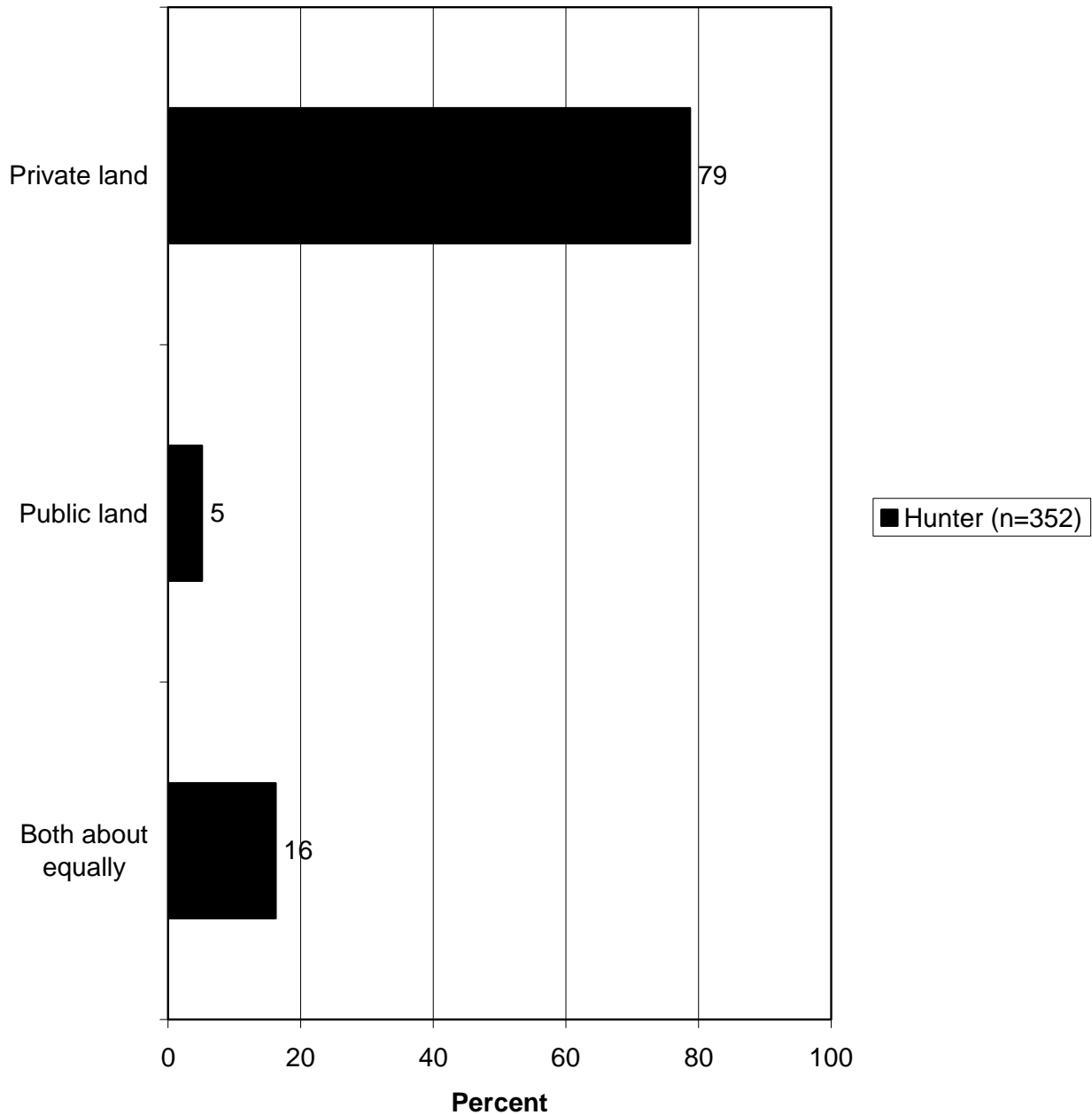




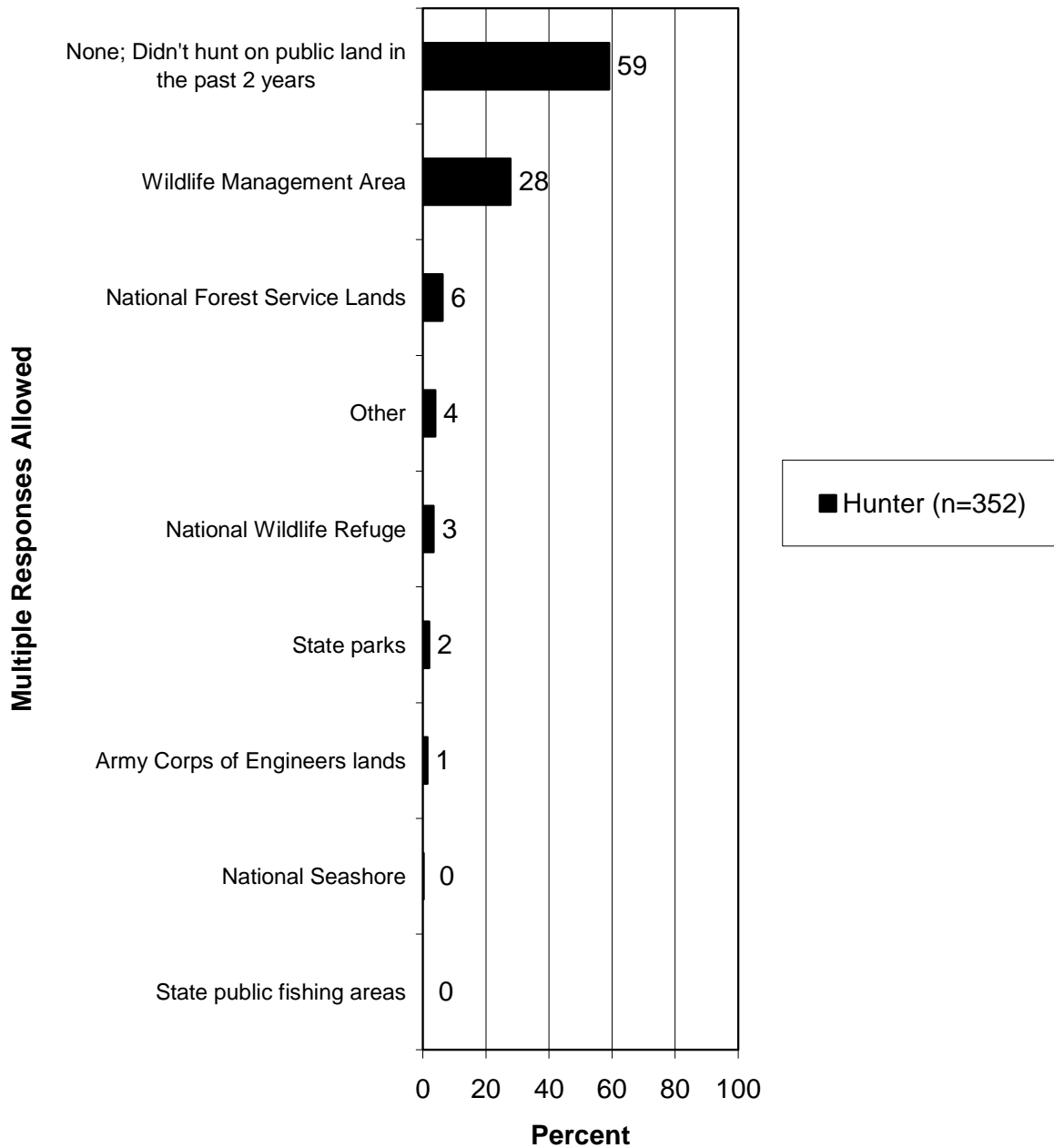
**Q60. Have any other members of your household hunted deer in Georgia in the past 2 years?**



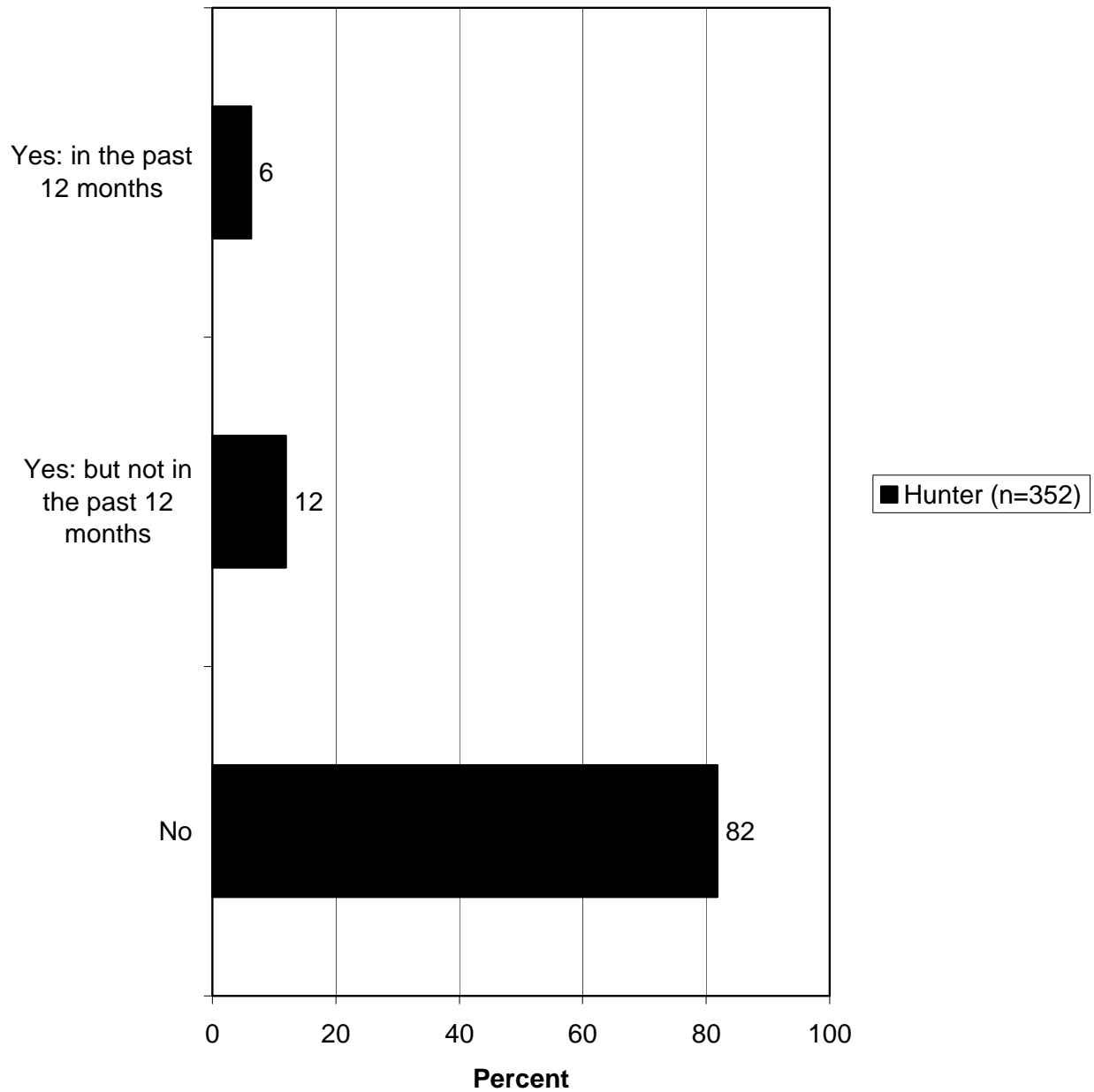
**Q61. In the past 2 years, did you hunt deer primarily on private land or public land in Georgia? (Asked of hunters who hunted deer in the past 2 years.)**



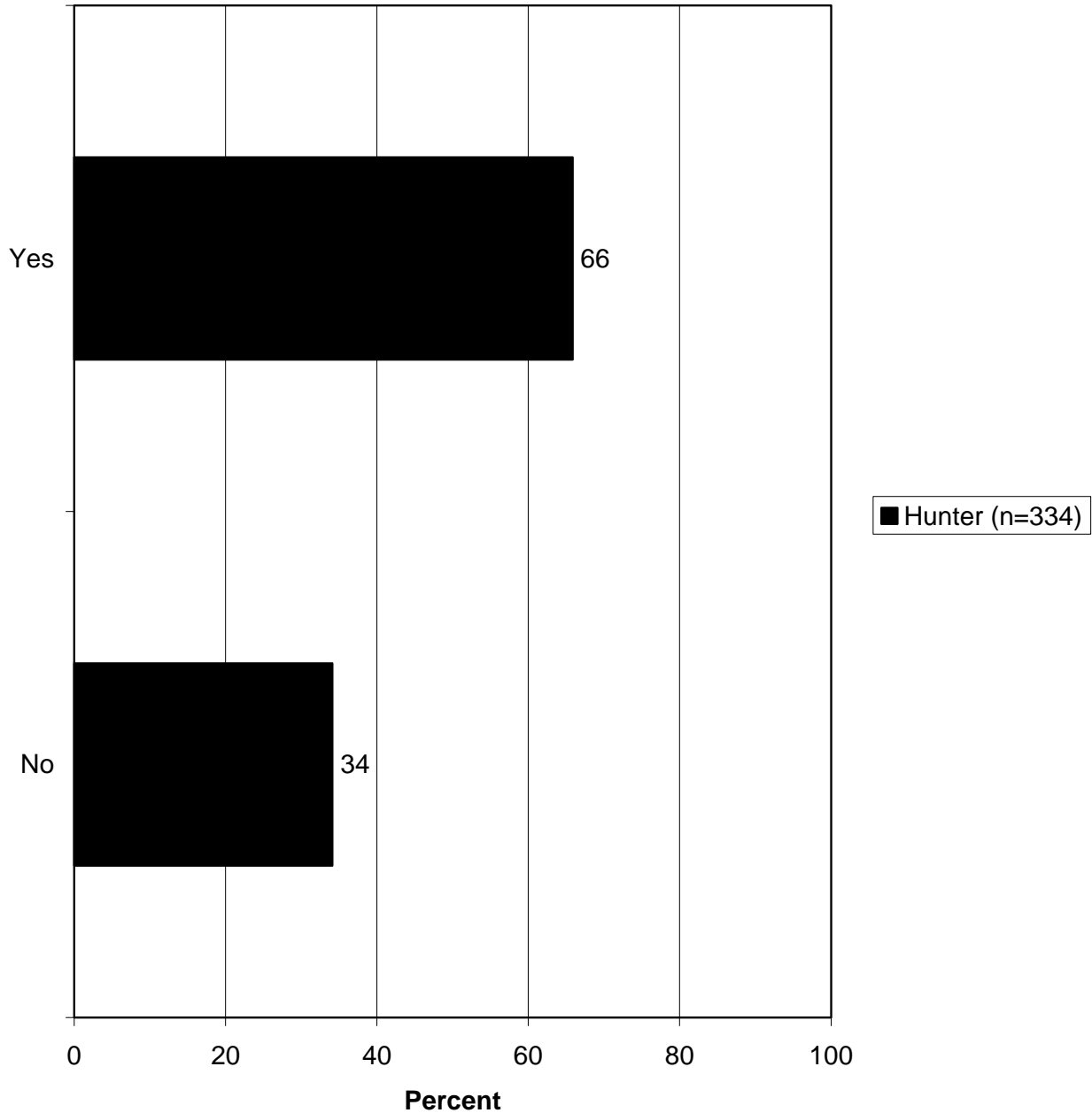
**Q63. On which public lands did you hunt deer in Georgia over the past 2 years? (Asked of hunters who hunted deer in the past 2 years.)**



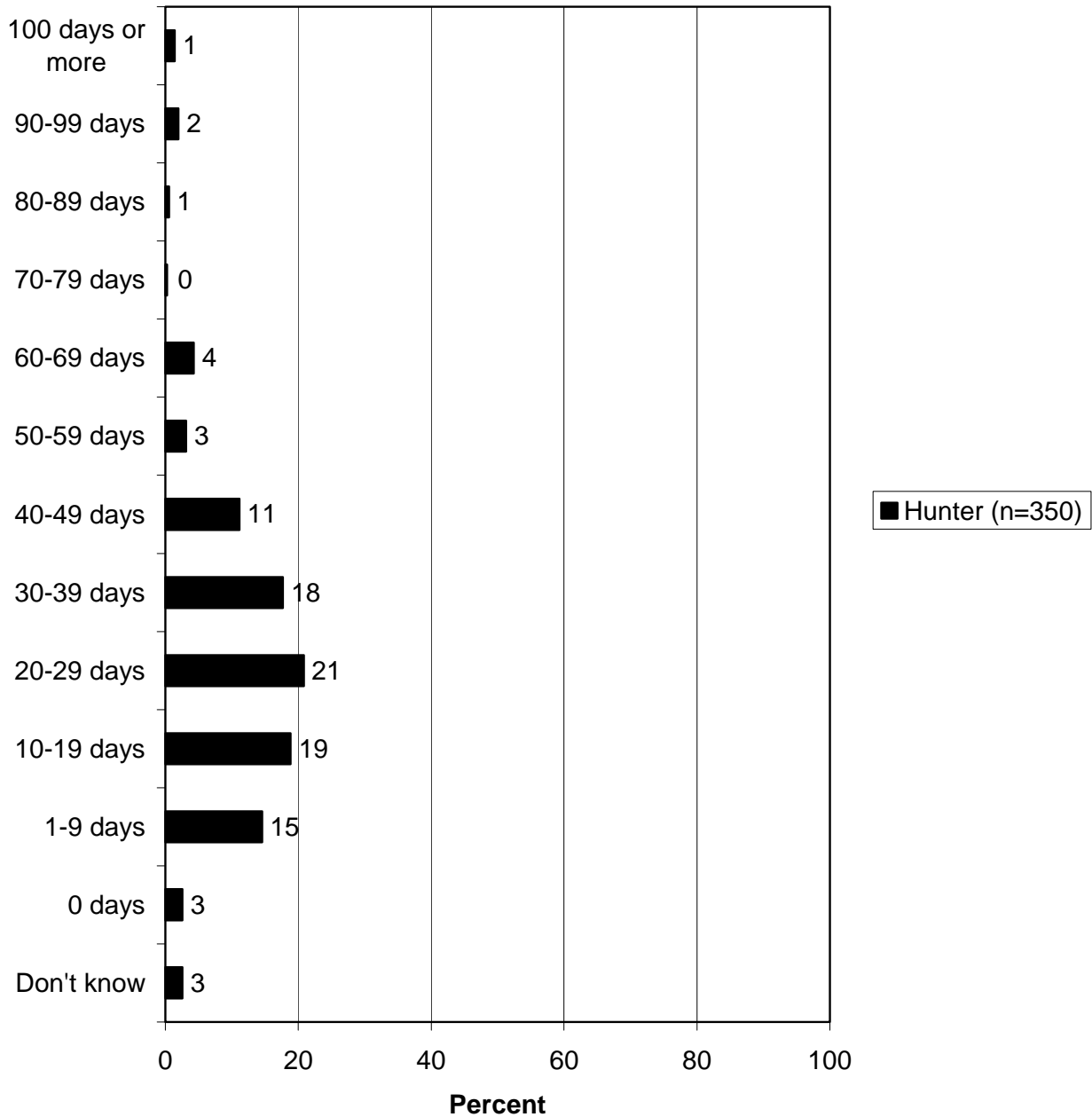
**Q73. Have you hunted deer with dogs in Georgia? If yes: Was it in the past 12 months? (Asked of hunters who hunted deer in the past 2 years.)**



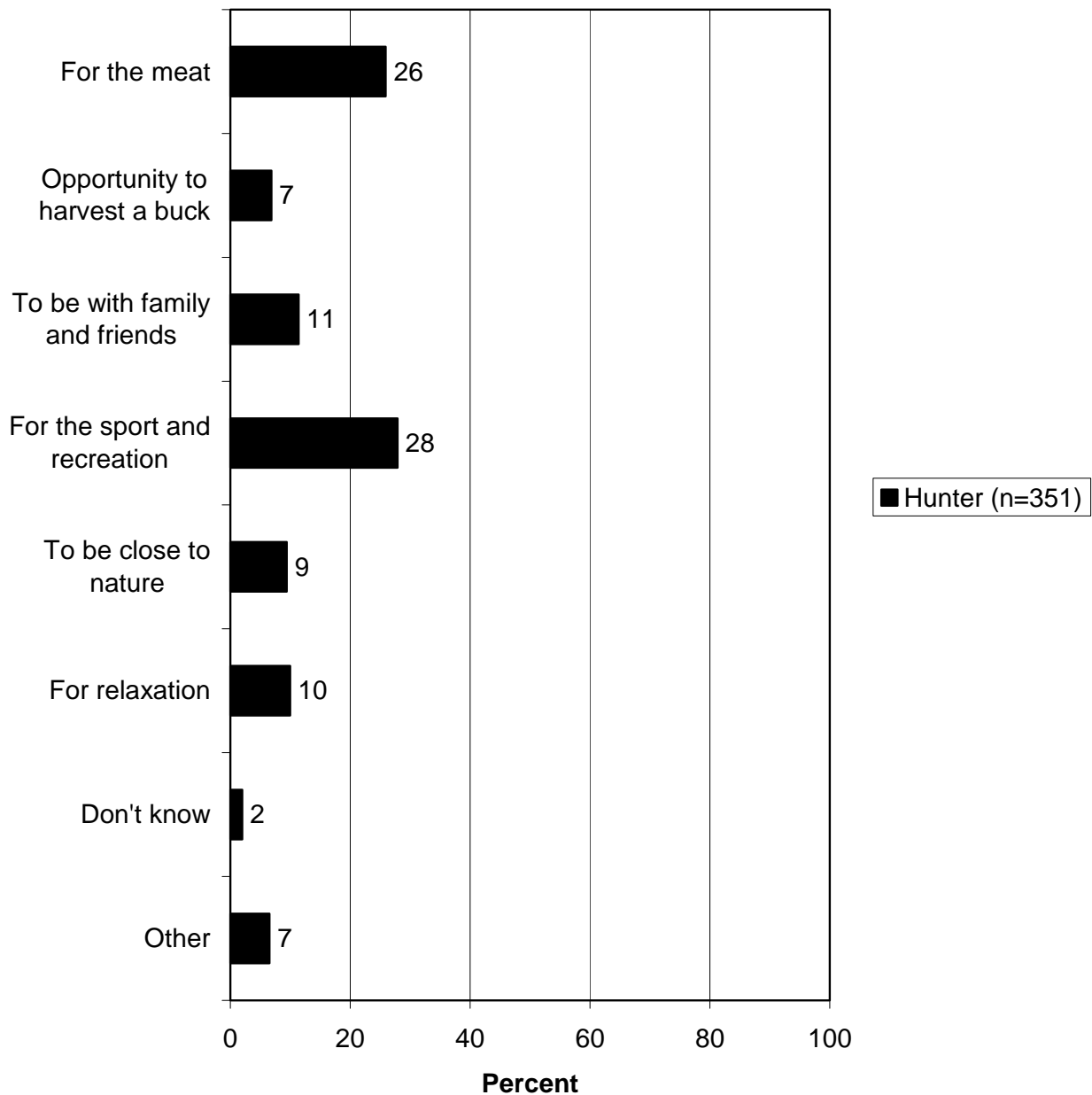
**Q66. Did you harvest any deer this past season in Georgia? (Asked of hunters who hunted deer in Georgia in the past season.)**



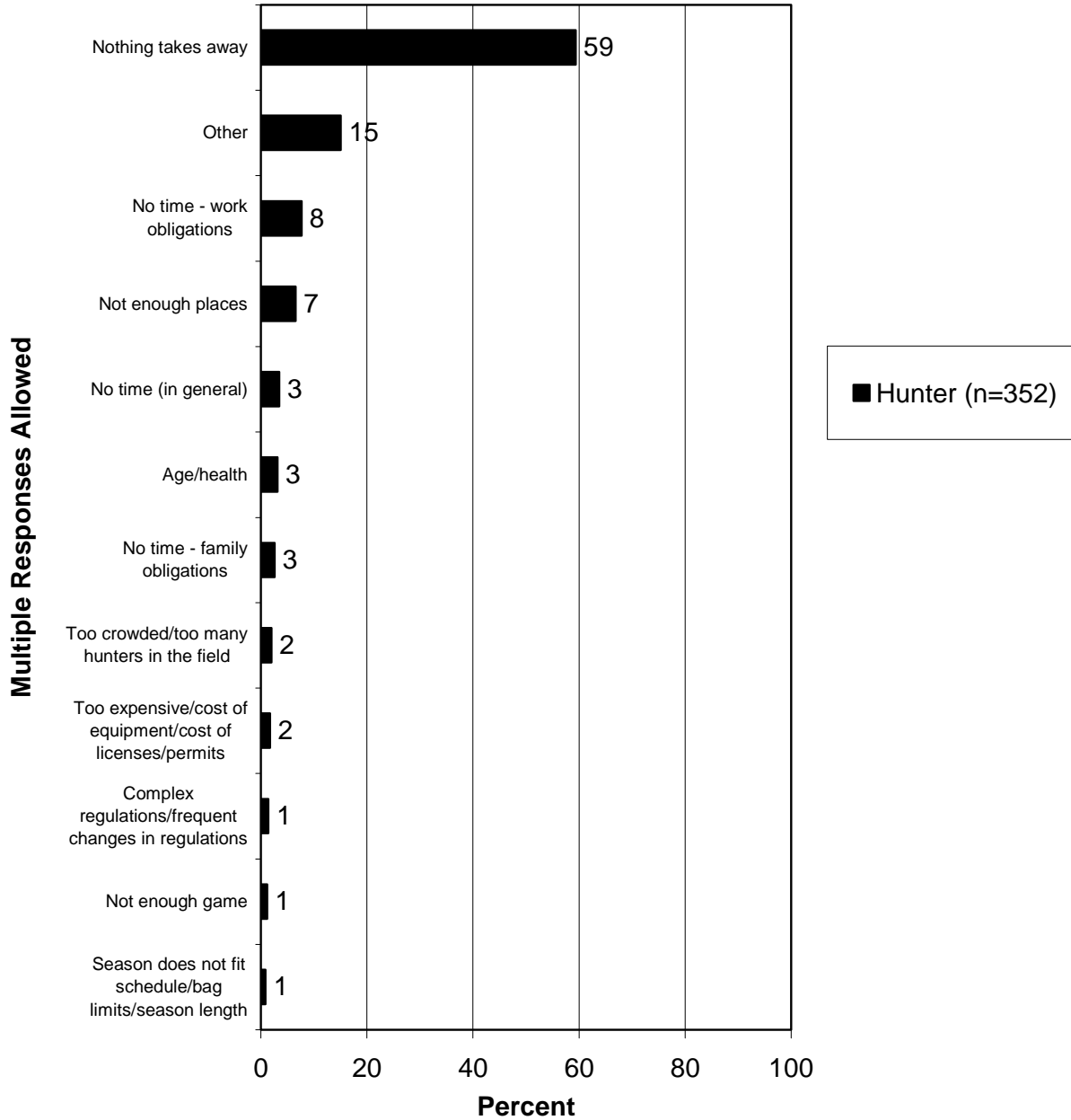
**Q65. How many days did you hunt deer this past season in Georgia? (Asked of hunters who hunted deer in the past 2 years.)**



**Q68. What was your most important reason for hunting deer in Georgia in the past 2 years? (Asked of hunters who hunted deer in the past 2 years.)**



**Q71. Is there anything that has reduced the quality of your deer hunting experiences in Georgia or prevented you from going deer hunting in the past 2 years? (Asked of hunters who hunted deer in the past 2 years.)**



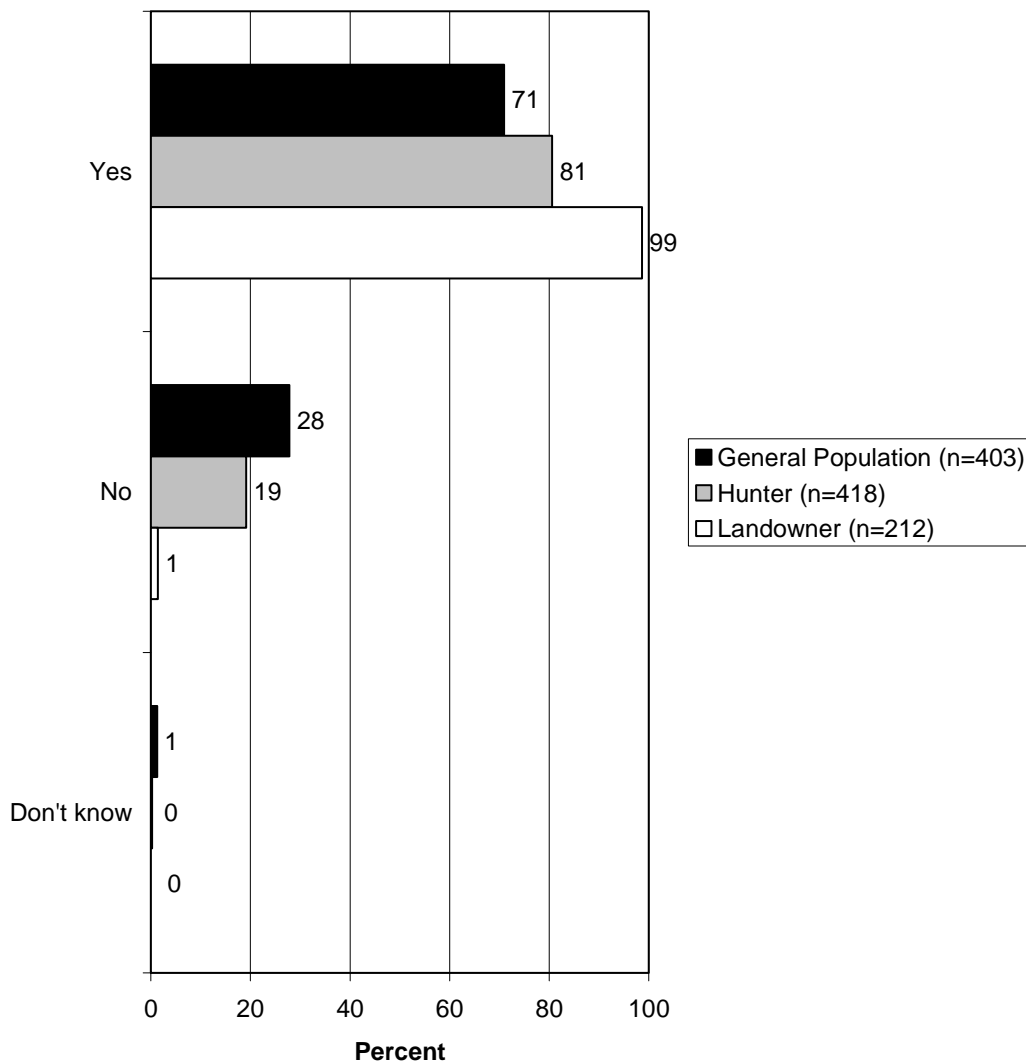


## LAND OWNERSHIP AND USES OF LAND

### LAND OWNERSHIP AND TRACT SIZES

- All respondents were asked if they own land in Georgia: 71% of the general population own land, and a slightly higher percentage of hunters (81%) own land.

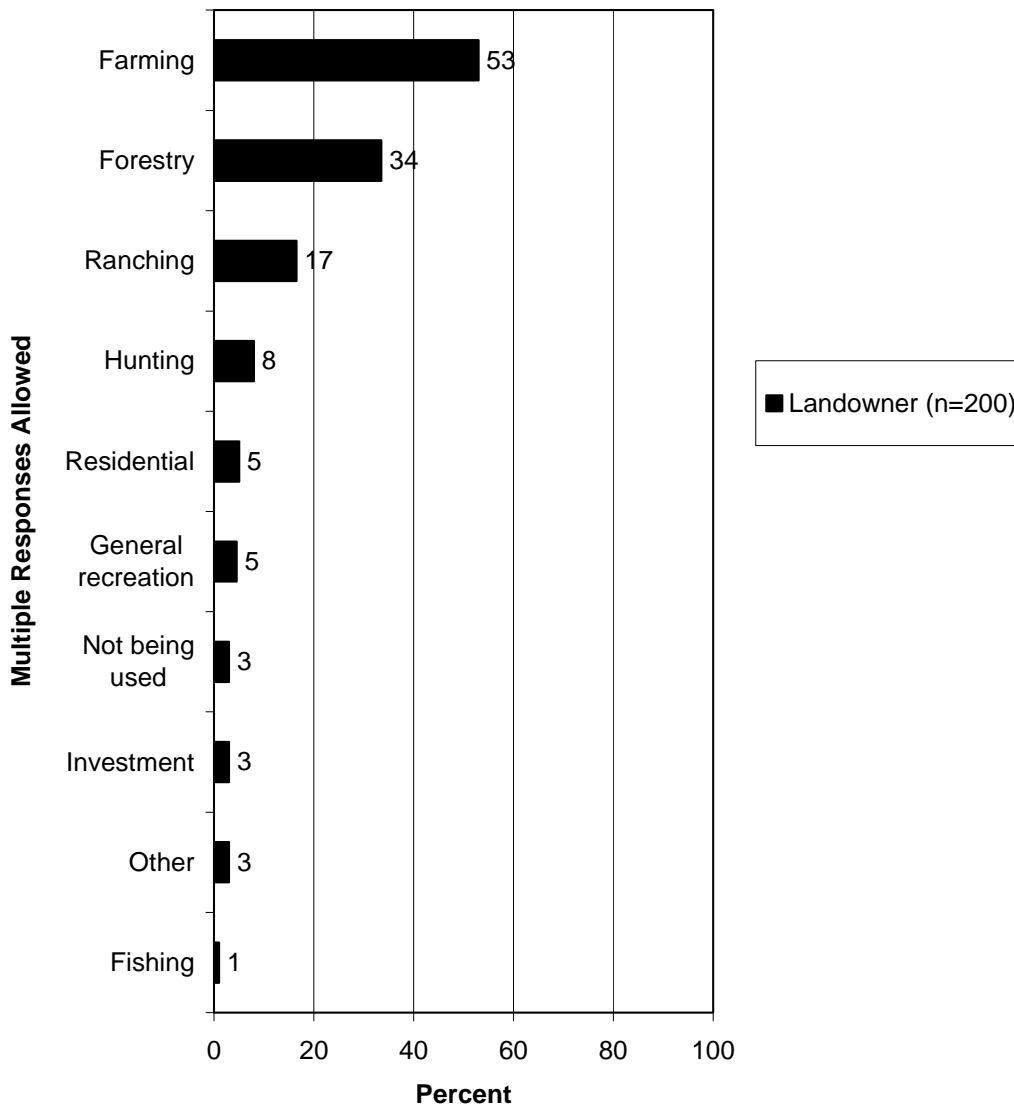
#### Q86. Do you own land in Georgia?



**USES OF LAND**

- A majority of landowners who own a tract at least 20 acres use the tract for farming (53%); substantial percentages of landowners of tracts of at least 20 acres use the tract for forestry (34%) or ranching (17%).

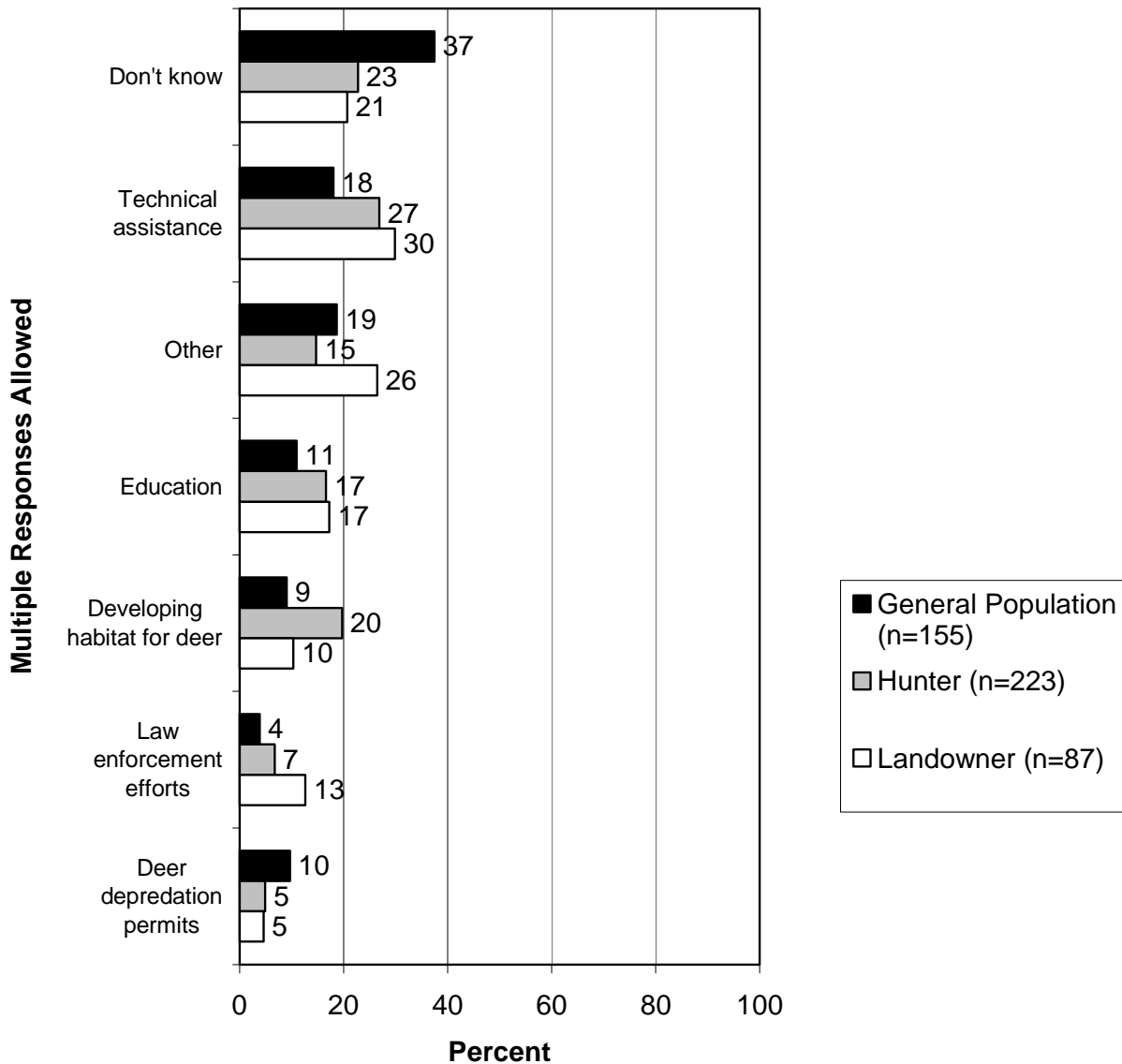
**Q90. What is the primary use of this tract of land?  
(Asked of Georgia landowners who own 100 acres or more and who own a tract of at least 20 acres.)**



## **MANAGING DEER ON THE LAND**

- Agreement exceeded disagreement that landowners properly manage deer on their land in Georgia, although substantial percentages disagreed. (This question is also discussed, and the graph shown, in the section of the report titled, “Opinions on Deer Management in Georgia.”)
  - 38% of the general population agreed; 24% disagreed.
  - 46% of hunters agreed; 31% disagreed.
  - 46% of landowners agreed; 25% disagreed.
  
- Respondents more often think the GDNR should provide more deer management assistance to private landowners than think the GDNR should provide less assistance. (This question is also discussed, and the graph shown, in the section of the report titled, “Opinions on Deer Management in Georgia.”)
  - The types of assistance desired of those who think the GDNR should provide more assistance to private landowners managing deer include technical assistance, education, and the development of deer habitat. A substantial percentage of landowners also said they desired law enforcement assistance.

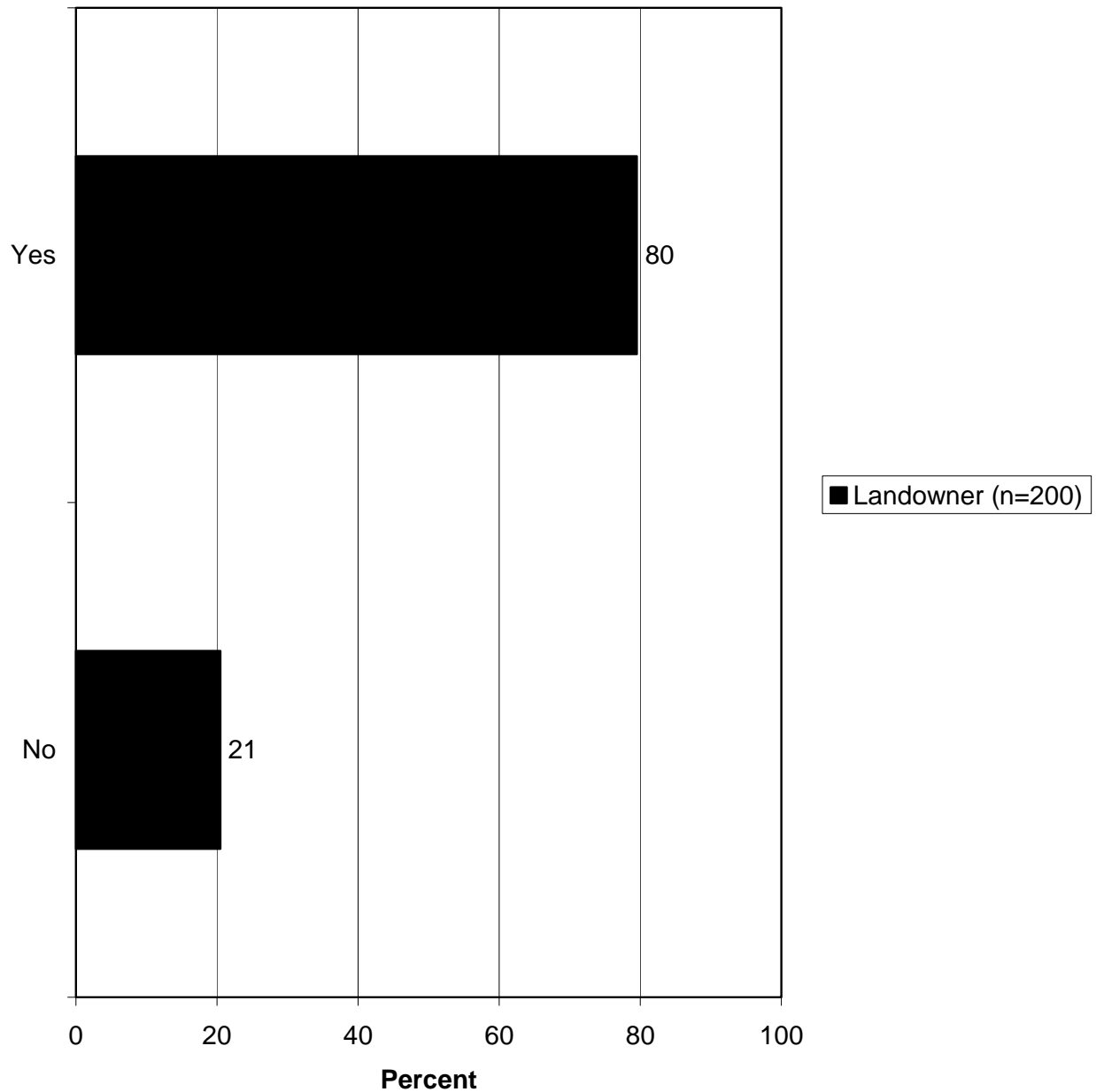
**Q164. In what ways would you like the Georgia DNR to provide more assistance to private landowners managing deer? (Asked of those who think the Georgia DNR should provide more assistance to private landowners to manage deer.)**



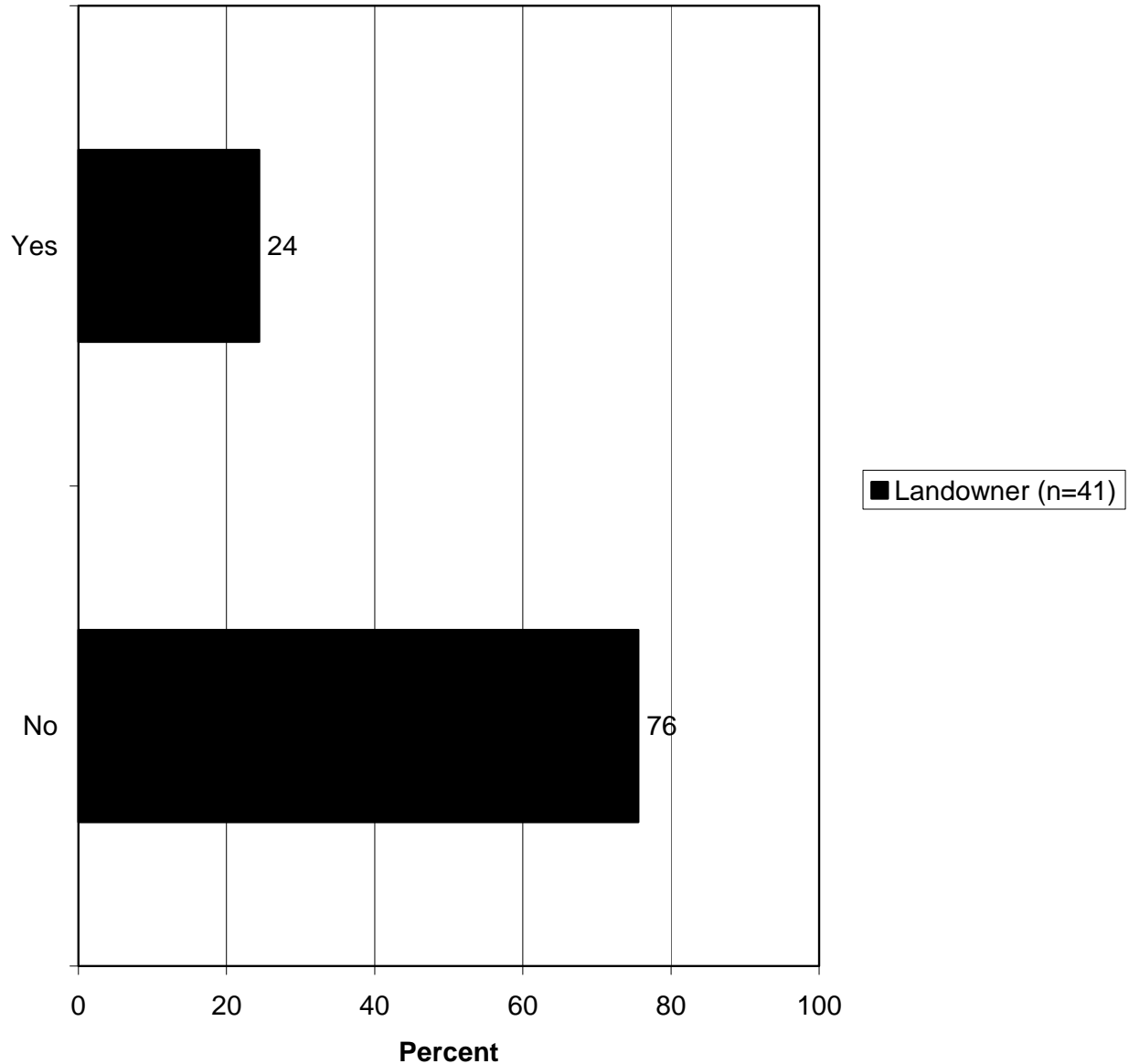
## **HUNTING ON THE LAND AND PERMISSION TO HUNT ON THE LAND**

- An overwhelming percentage (80%) of landowners who own a tract of at least 20 acres personally deer hunt and/or allow others to deer hunt on their tract.
  - Of those owners of tracts of at least 20 acres who answered that they do not allow deer hunting, nearly a quarter (24%) previously had allowed deer hunting. These people who had allowed deer hunting but now do not cited poor behavior of hunters, trespassing, crowding, and legal liability as reasons that they stopped allowing deer hunting on the tract.
  - Those owners of tracts of at least 20 acres who allow deer hunting on their tract most commonly allow immediate family to hunt deer, followed closely by friends and acquaintances.
  - A large majority (74%) of owners of tracts of at least 20 acres do not charge a fee for others to hunt deer on their tract; 14% charge a fee.
  - A majority (53%) of owners of tracts of at least 20 acres said legal liability is a major concern when considering whether to allow hunting access, and an additional 25% said it is a minor concern (78% in total said legal liability is a concern).
  
- Owners of tracts of at least 20 acres of land were asked about whether they agreed with three statements about allowing access to their land. Similar majorities disagreed with each statement (from 55% to 61%).
  - 61% disagreed that they would allow more hunting but are worried about excessive government intrusion.
  - 57% disagreed that they would be very likely to allow more deer hunting if they did not have to worry about legal liability issues.
  - 55% disagreed that they would be very likely to allow more deer hunting if they received a financial benefit for doing so.

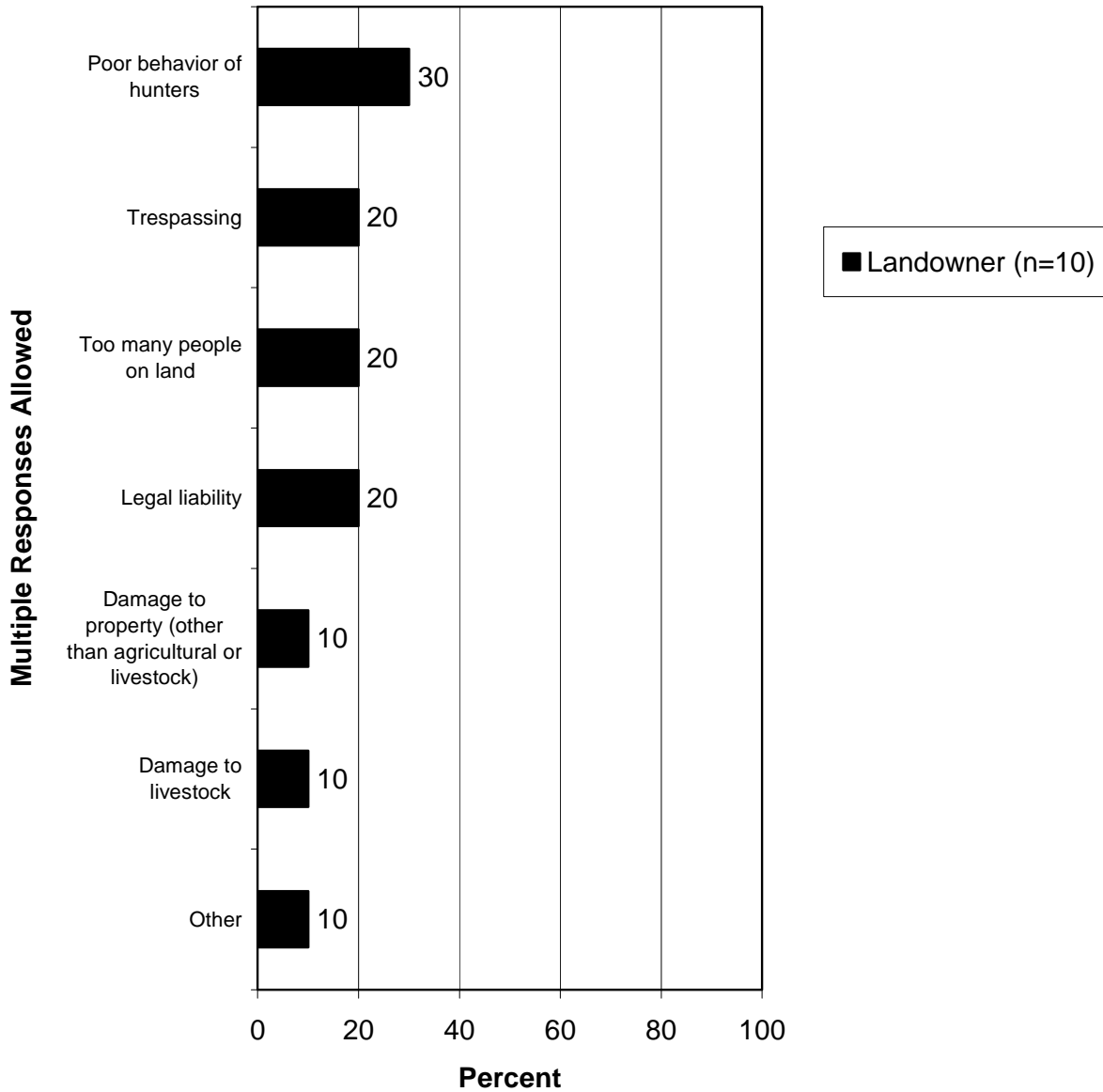
**Q92. Do you currently deer hunt or allow others to deer hunt on this tract of land? (Asked of Georgia landowners who own 100 acres or more and who own a tract of at least 20 acres.)**



**Q93. Did you ever allow deer hunting on this tract of land? (Asked of Georgia landowners who own 100 acres or more and who own a tract of at least 20 acres but who do not deer hunt nor allow others to deer hunt on this tract.)**

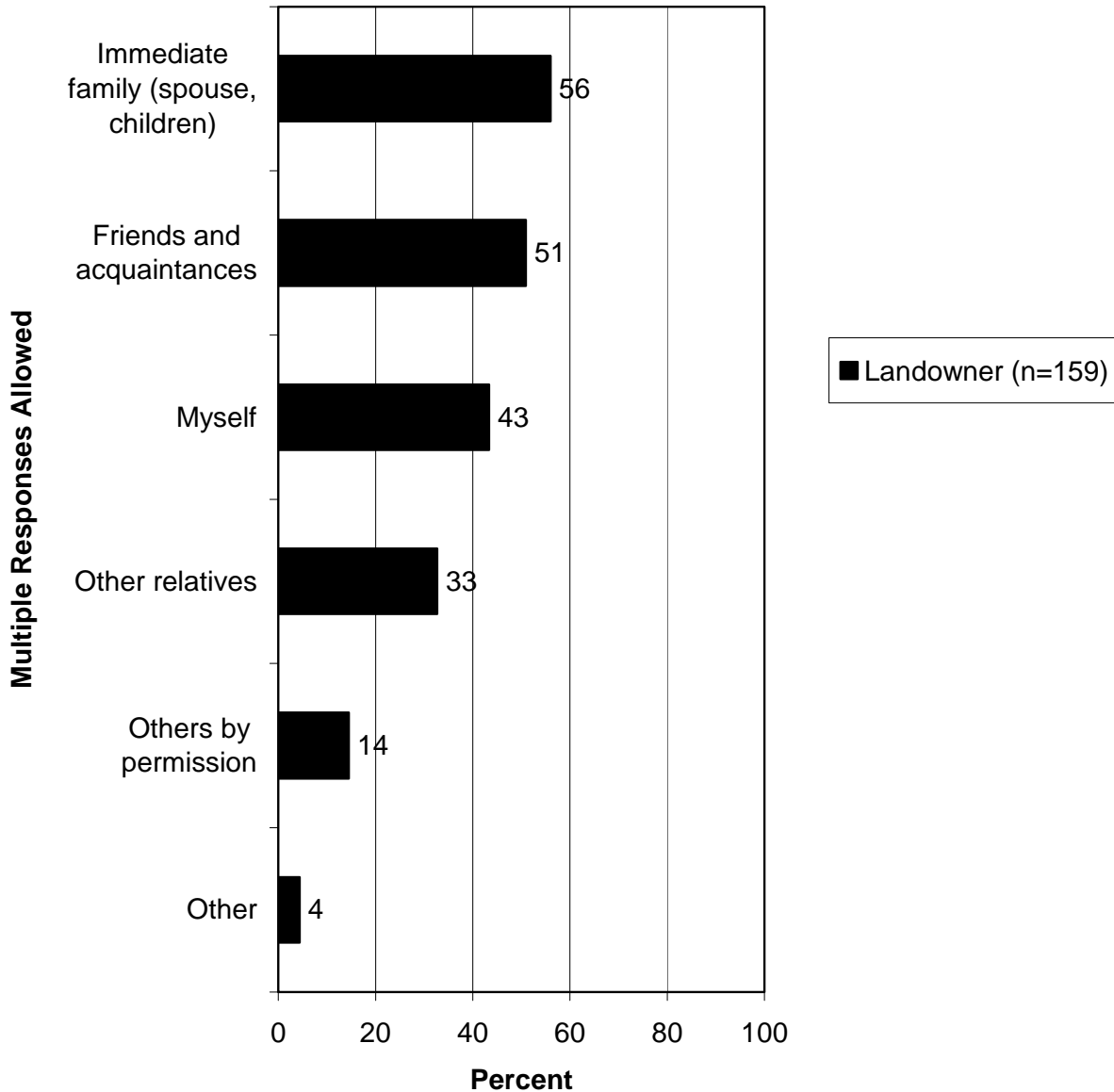


**Q95. Why have you stopped allowing deer hunting on this tract of land? (Asked of Georgia landowners who own 100 acres or more and who own a tract of at least 20 acres, who do not allow deer hunting on this tract, but who previously had allowed deer hunting.)**

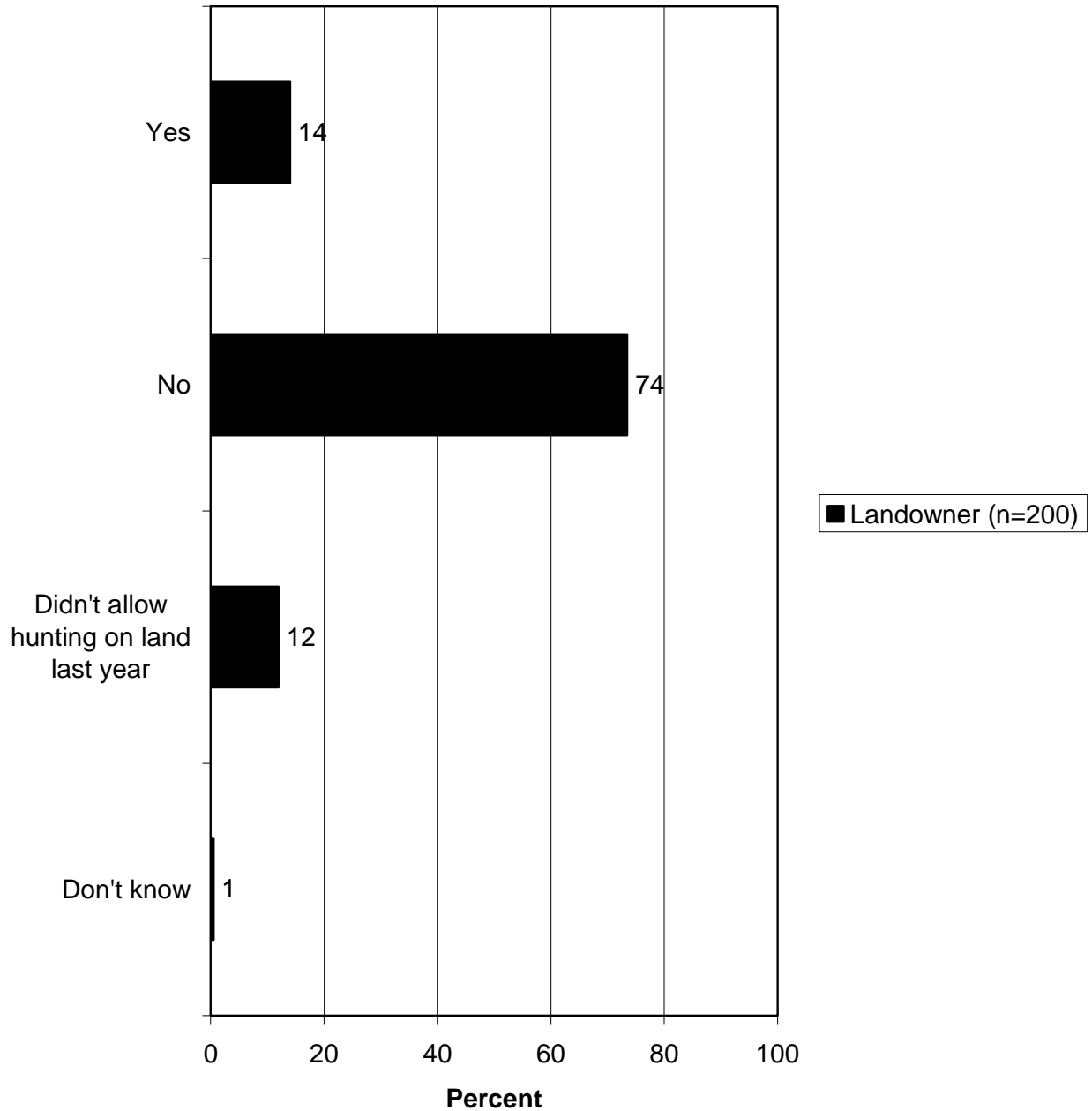




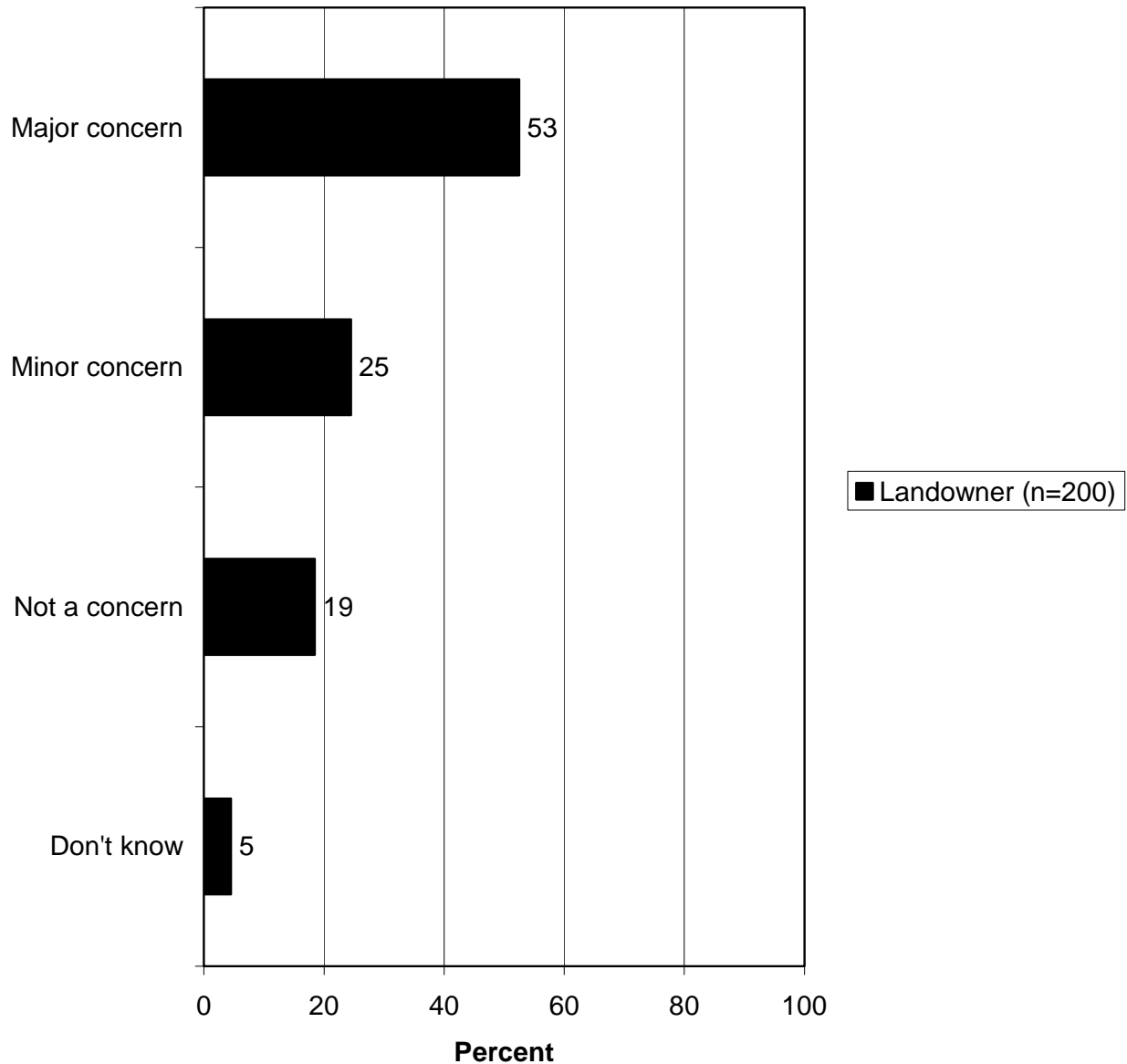
**Q98. Who, including yourself, do you currently allow to hunt deer on this tract of land? (Asked of Georgia landowners who own 100 acres or more and who own a tract of at least 20 acres and who allow deer hunting on the tract.)**



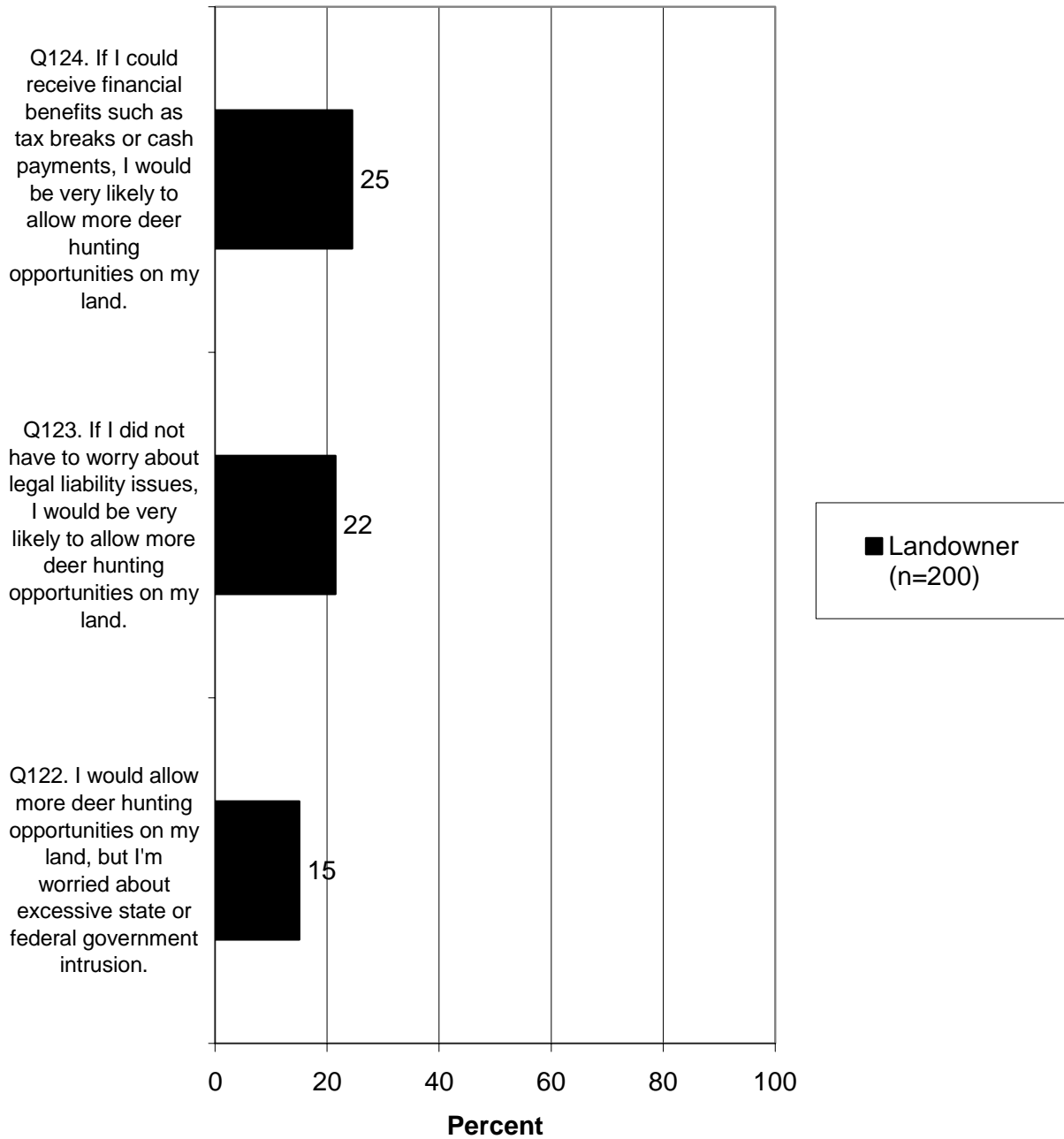
**Q120. During the past year, did you charge a fee for deer hunting on your land? (Asked of Georgia landowners who own 100 acres or more and who own a tract of at least 20 acres.)**



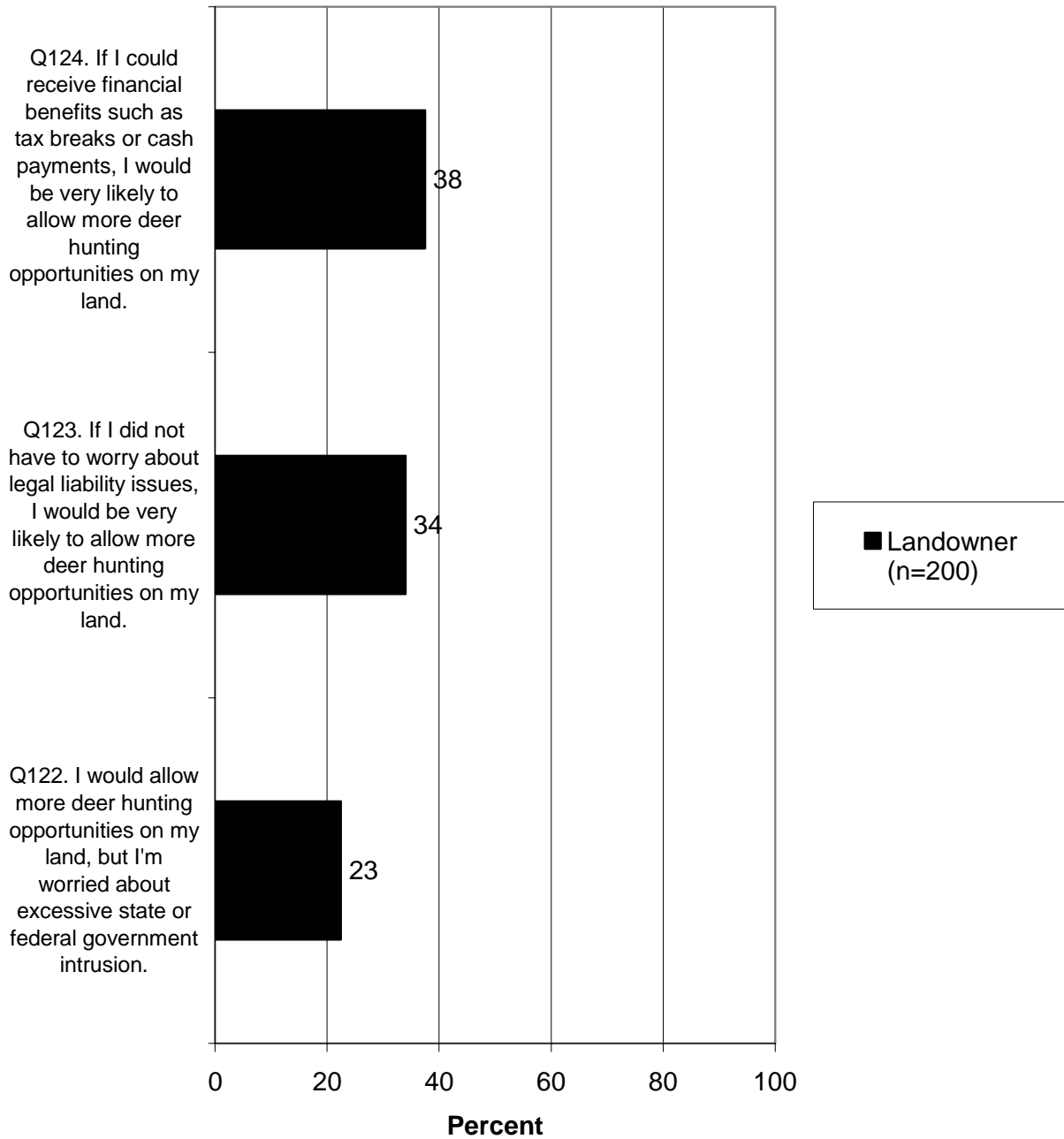
**Q121. Would you say legal liability is a major concern, a minor concern, or not a concern when considering allowing access to your land for deer hunting? (Asked of Georgia landowners who own 100 acres or more and who own a tract of at least 20 acres.)**



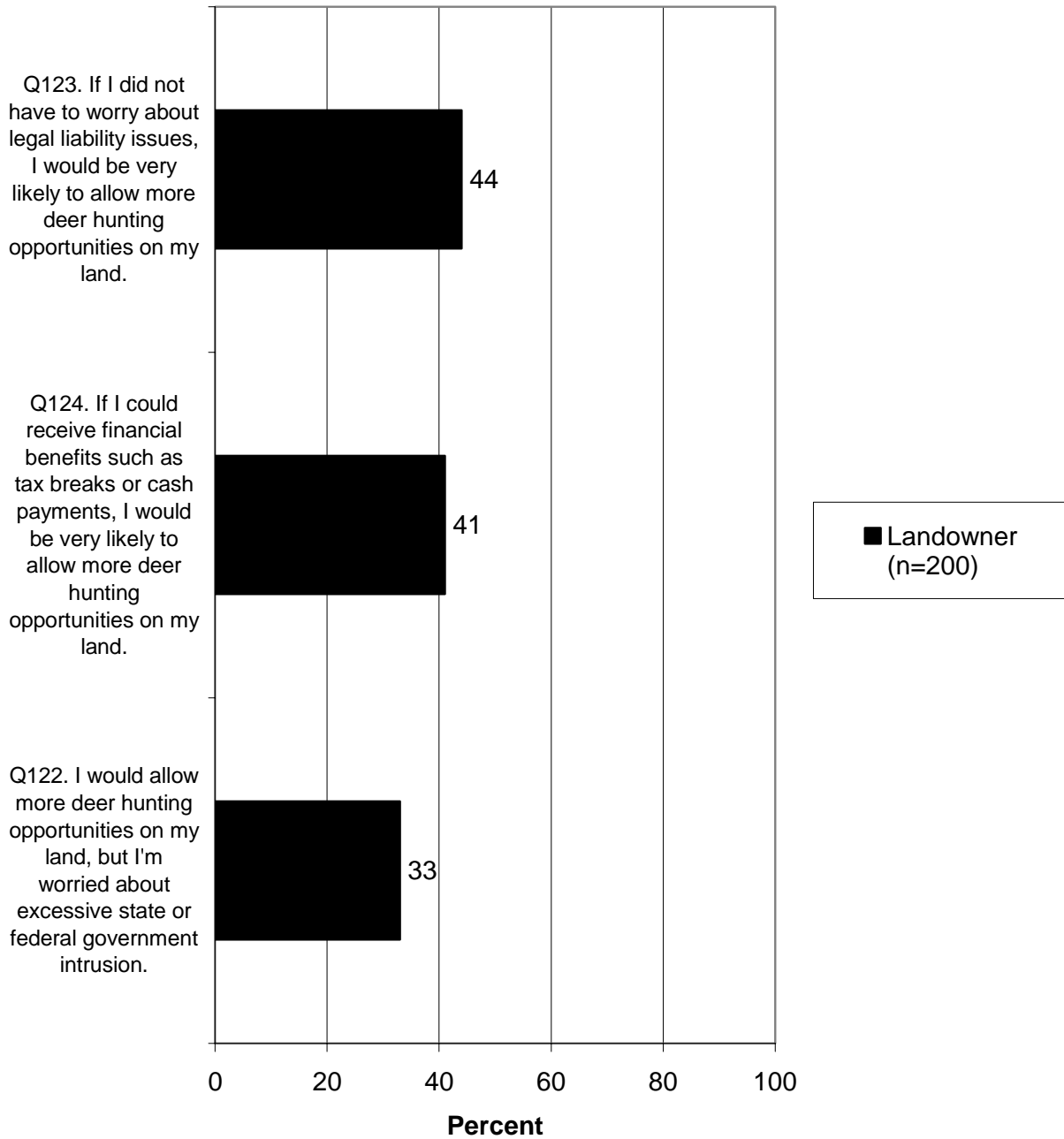
**Q122-124. Percent who strongly agree with the following statements.**



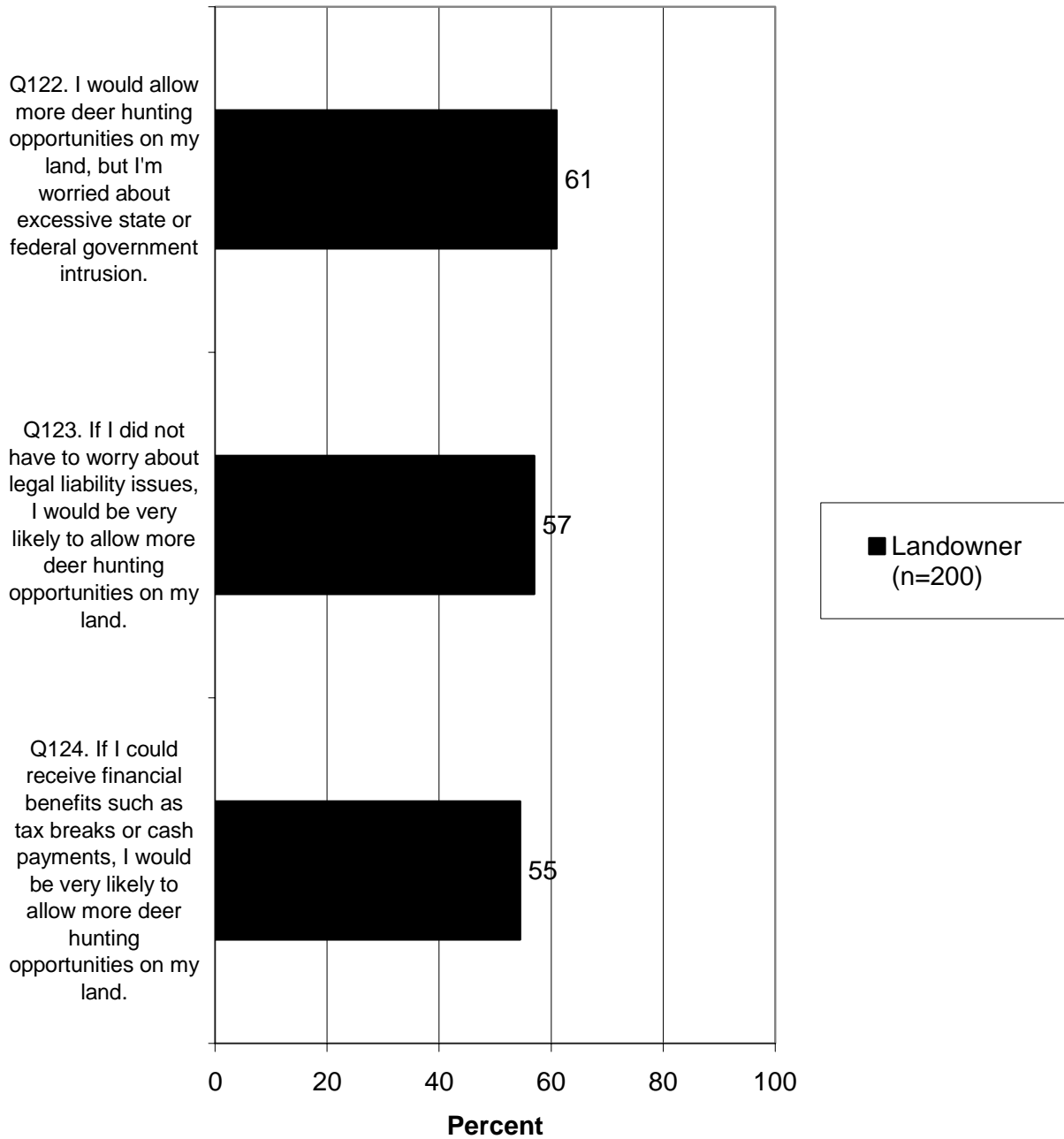
**Q122-124. Percent who strongly or moderately agree with the following statements.**



**Q122-124. Percent who strongly disagree with the following statements.**



**Q122-124. Percent who moderately or strongly disagree with the following statements.**

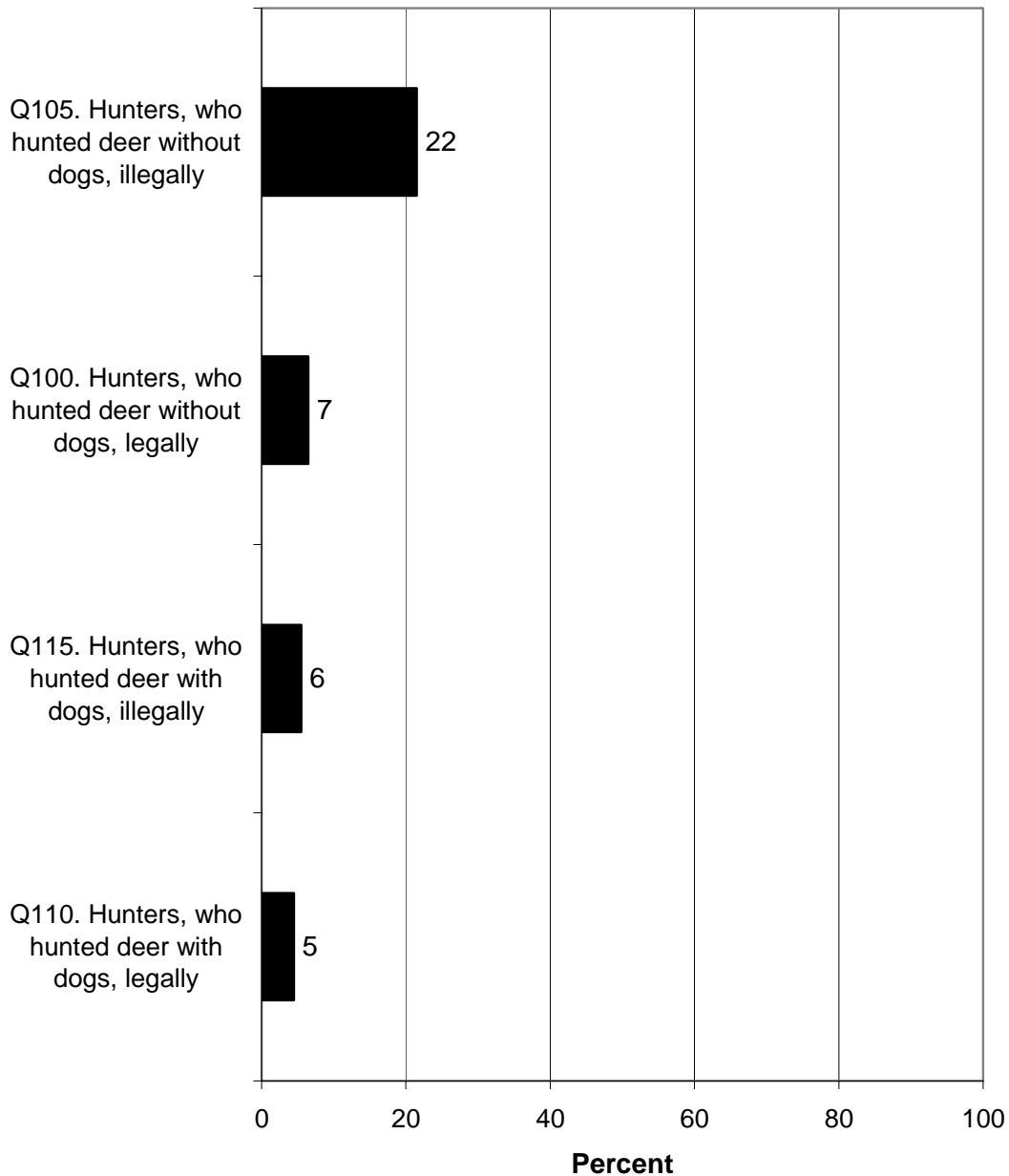


## **PROBLEMS WITH HUNTERS ON THE LAND**

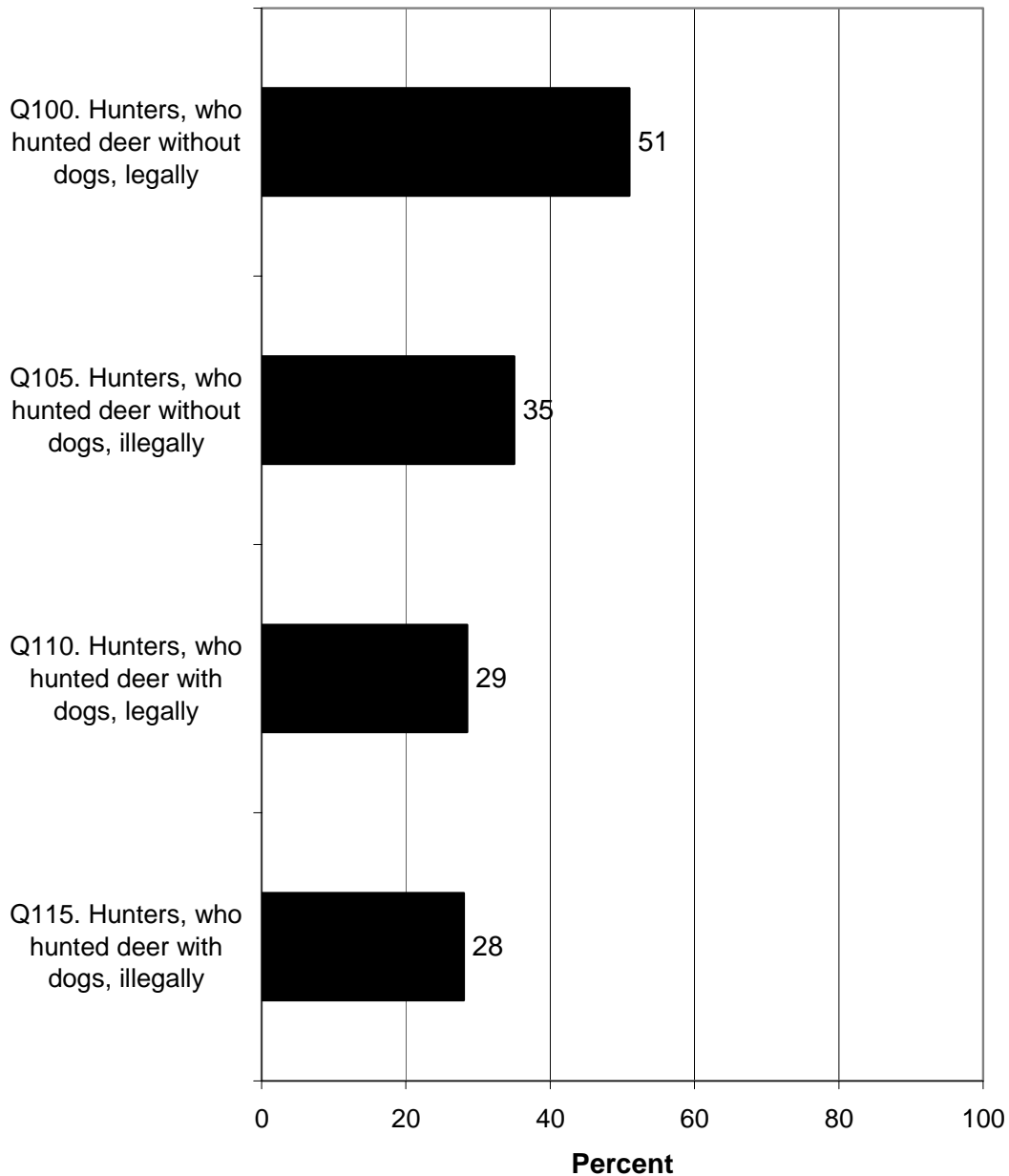
- As discussed previously, people who had allowed deer hunting on their land but now do not cited poor behavior of hunters, trespassing, crowding, and legal liability as reasons that they stopped allowing deer hunting on the tract.
  
- Landowners were asked if they experienced problems with legal and illegal hunters, with and without dogs, on their land. A substantial percentages (22%) had experienced problems with illegal hunters hunting without dogs. Otherwise, problems with hunters were low—7% or less.
  - The most common problems with hunters were trespassing, violating game laws, and damaging fences and/or leaving gates open. Lesser problems were unsafe behavior, littering, damaging structures, and discourteous behavior.
  - The problems caused by illegal hunters, with or without dogs, were considered major problems by a majority of landowners who had experienced problems. The problems caused by legal hunters, with or without dogs, were considered minor problems by a majority of landowners who had experienced problems.
  
- Graphs are also shown with a breakdown of landowners into those from counties that allow hunting with dogs and those that do not.




**Q100, 105, 110, 115. Among all landowners who own 100 acres or more and who own a tract of at least 20 acres, percent who experienced problems with the following types of hunters on their land.**



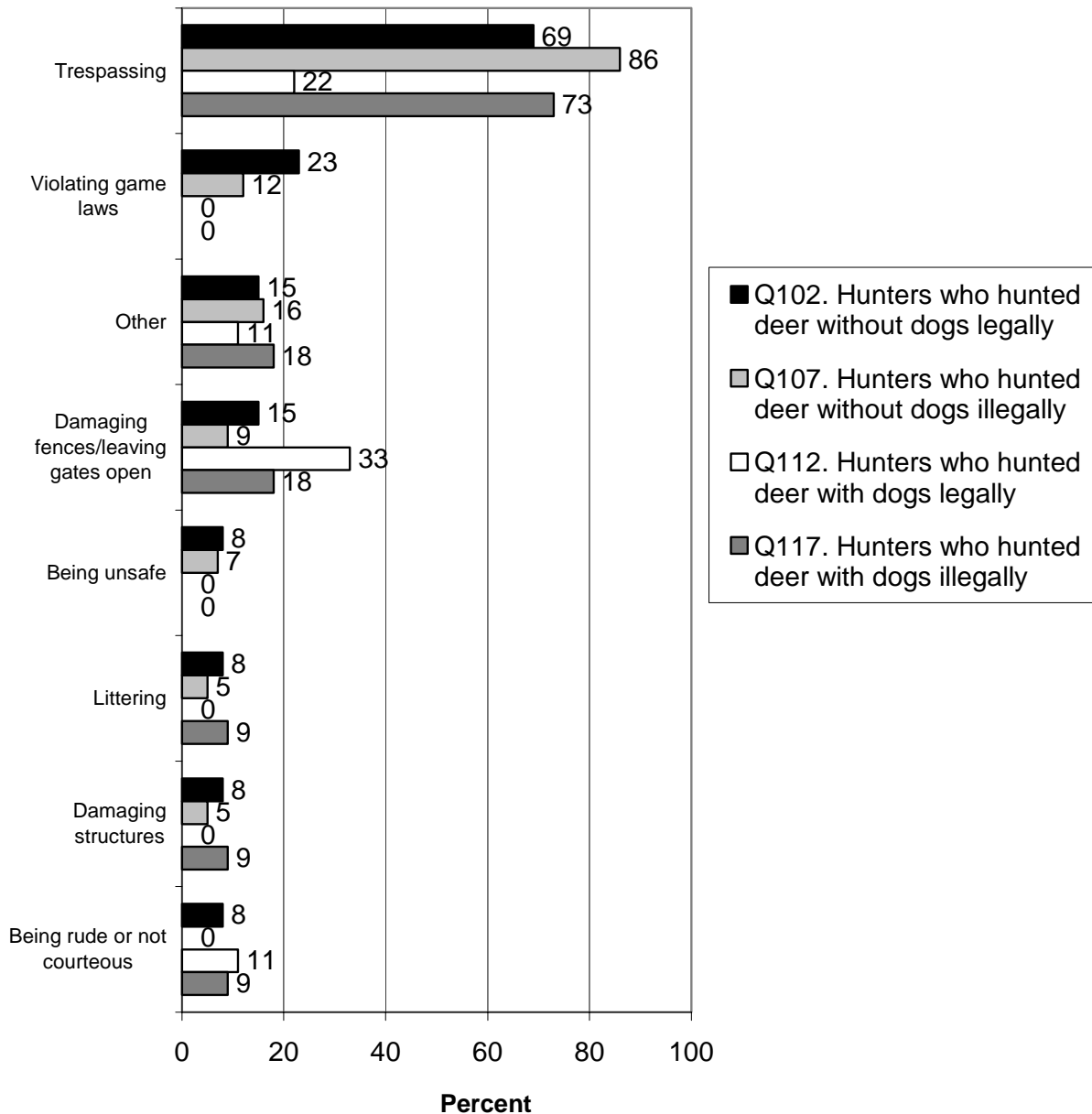
**Q100, 105, 110, 115. Among all landowners who own 100 acres or more and who own a tract of at least 20 acres, percent who did not experience problems with the following types of hunters on their land.**



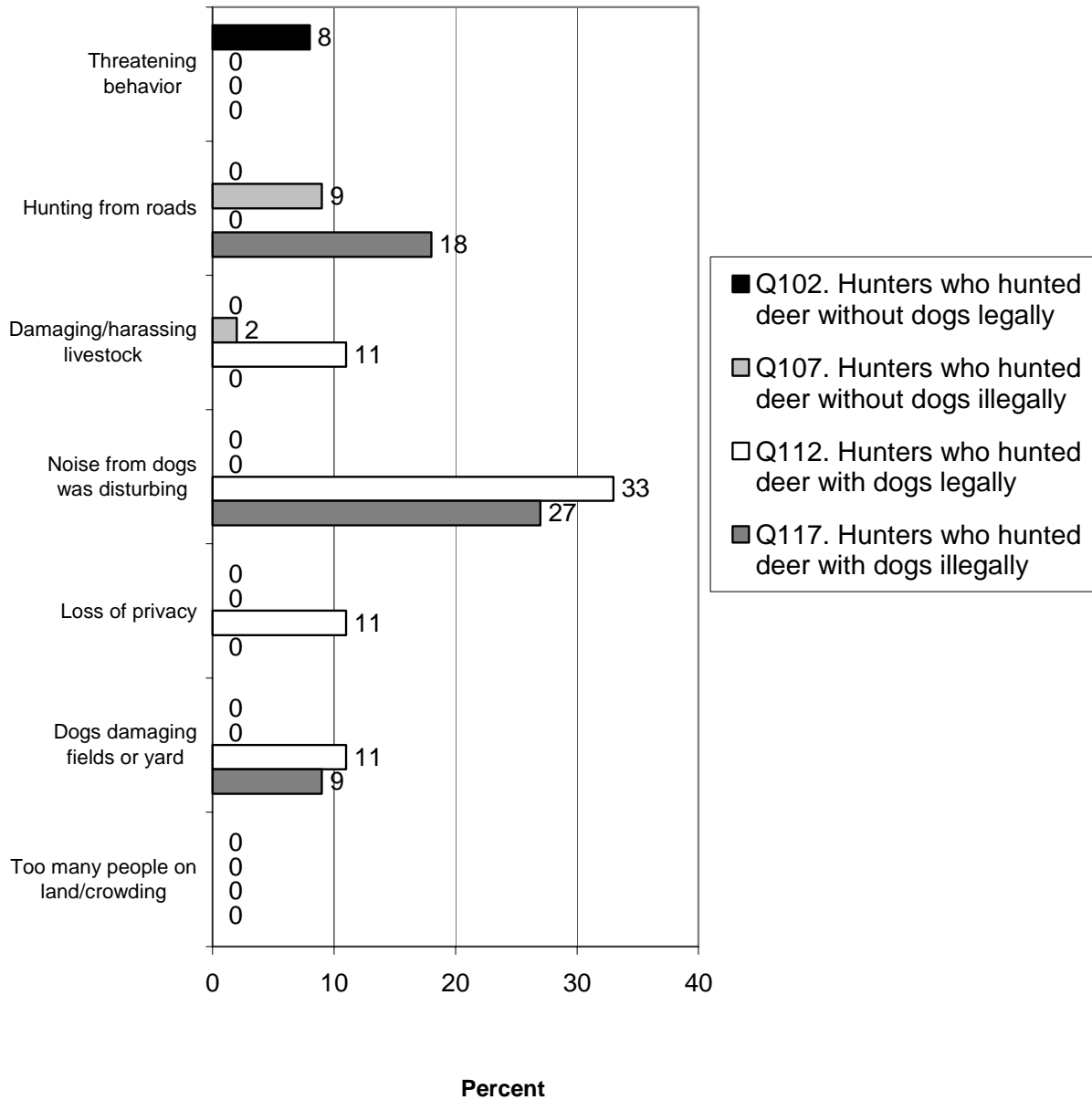
**Q100, 105, 110, 115. Among all landowners who own 100 acres or more and who own a tract of at least 20 acres, percent who had none of the following types of hunters on their land.**



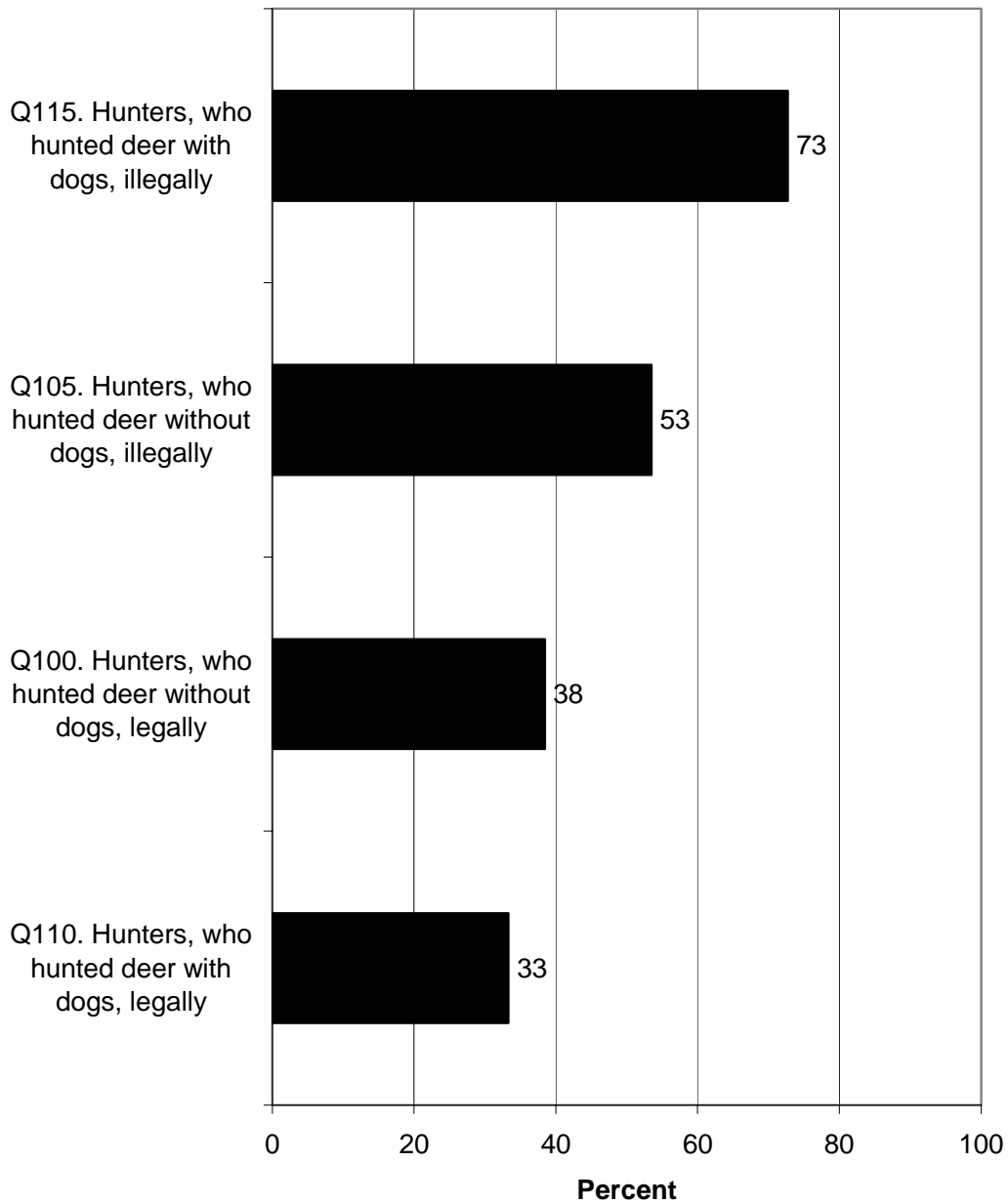
**Q102, 107, 112, 117. Percent who experienced the following types of problems with the given types of hunters. (Asked of Georgia landowners who own 100 acres or more and who own a tract of at least 20 acres who experienced problems with the given hunters.)**  
**(Part 1.)**




**Q102, 107, 112, 117. Percent who experienced the following types of problems with the given types of hunters. (Asked of Georgia landowners who own 100 acres or more and who own a tract of at least 20 acres who experienced problems with the given hunters.)  
(Part 2.)**



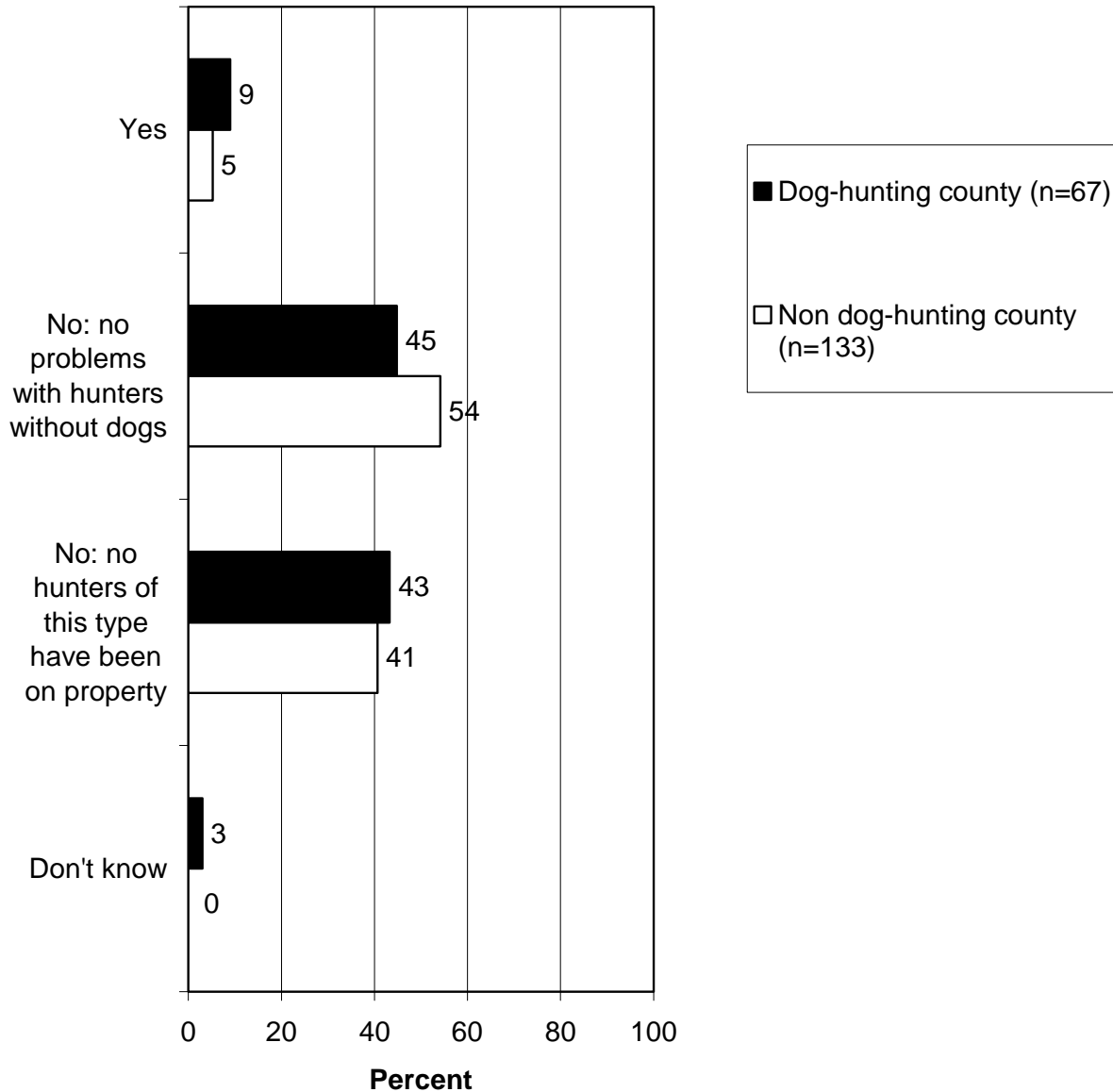
**Q104, 109, 114, 119. Among all landowners who own 100 acres or more, who own a tract of at least 20 acres, and who experienced problems with the given hunters, the percent who said that problems caused by the following types of hunters were major problems.**



**Q104, 109, 114, 119. Among all landowners who own 100 acres or more, who own a tract of at least 20 acres, and who experienced problems with the given hunters, the percent who said that problems caused by the following types of hunters were minor problems.**

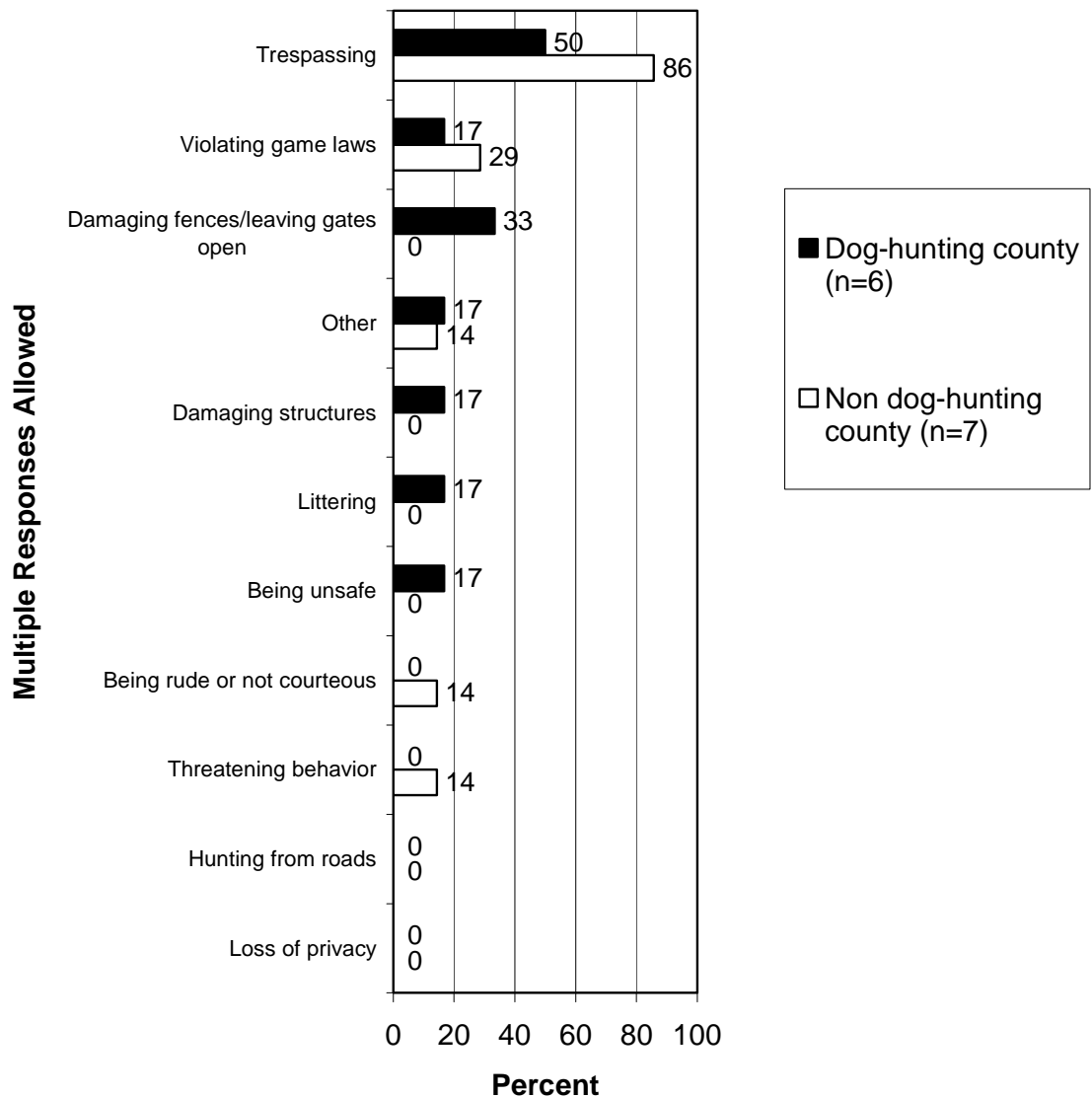


**Q100. Have you experienced any problems with the behavior of hunters, who hunted deer without dogs, legally, on this tract of land, in the past 2 years? (Asked of Georgia landowners who own 100 acres or more and who own a tract of at least 20 acres.)**

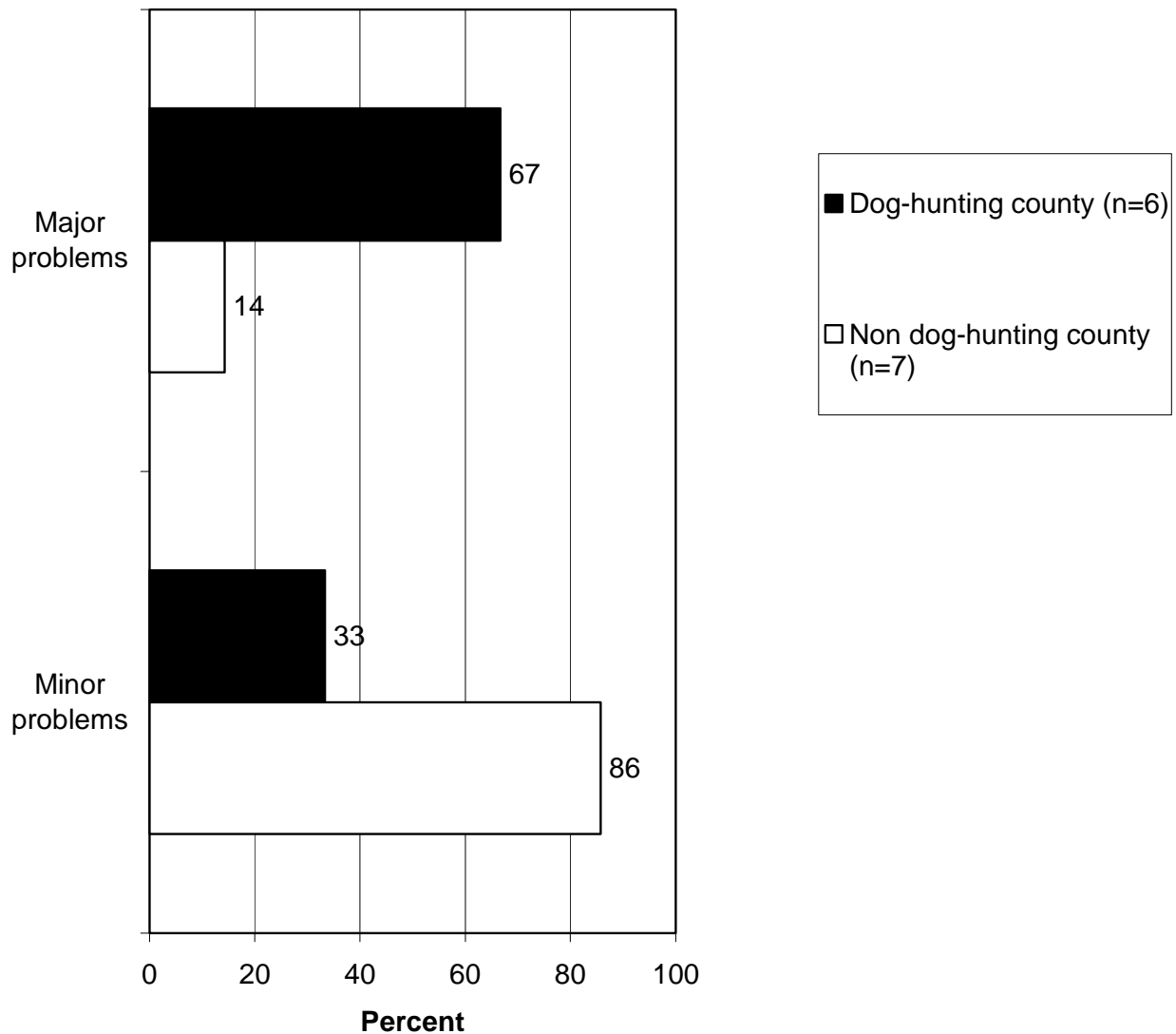




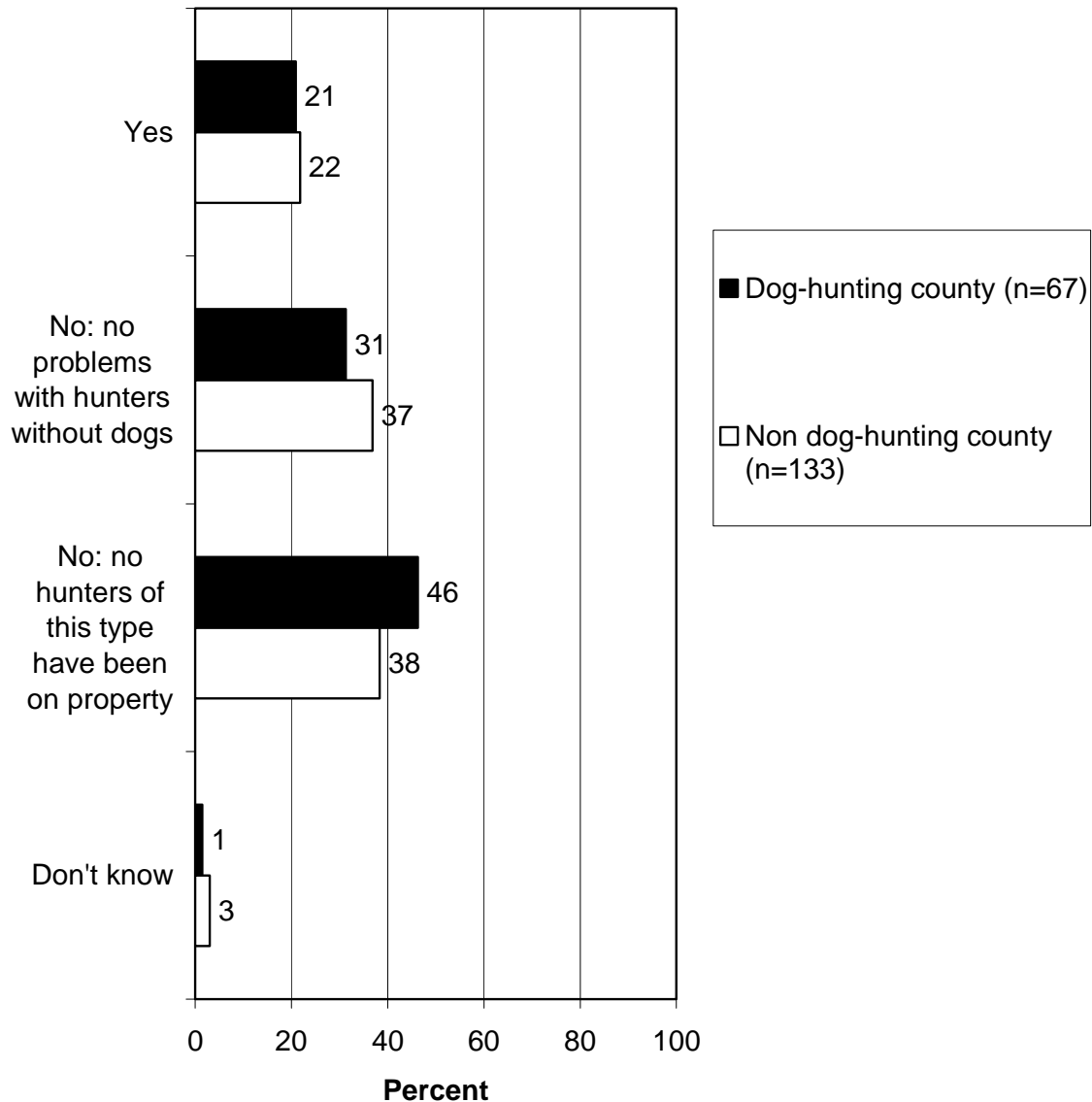
**Q102. What types of problems did you experience with hunters who hunted deer without dogs, legally, on this property over the past 2 years? (Asked of Georgia landowners who own 100 acres or more and who own a tract of at least 20 acres and who had problems with legal deer hunters who hunted deer without dogs on the land in the past 2 years.)**



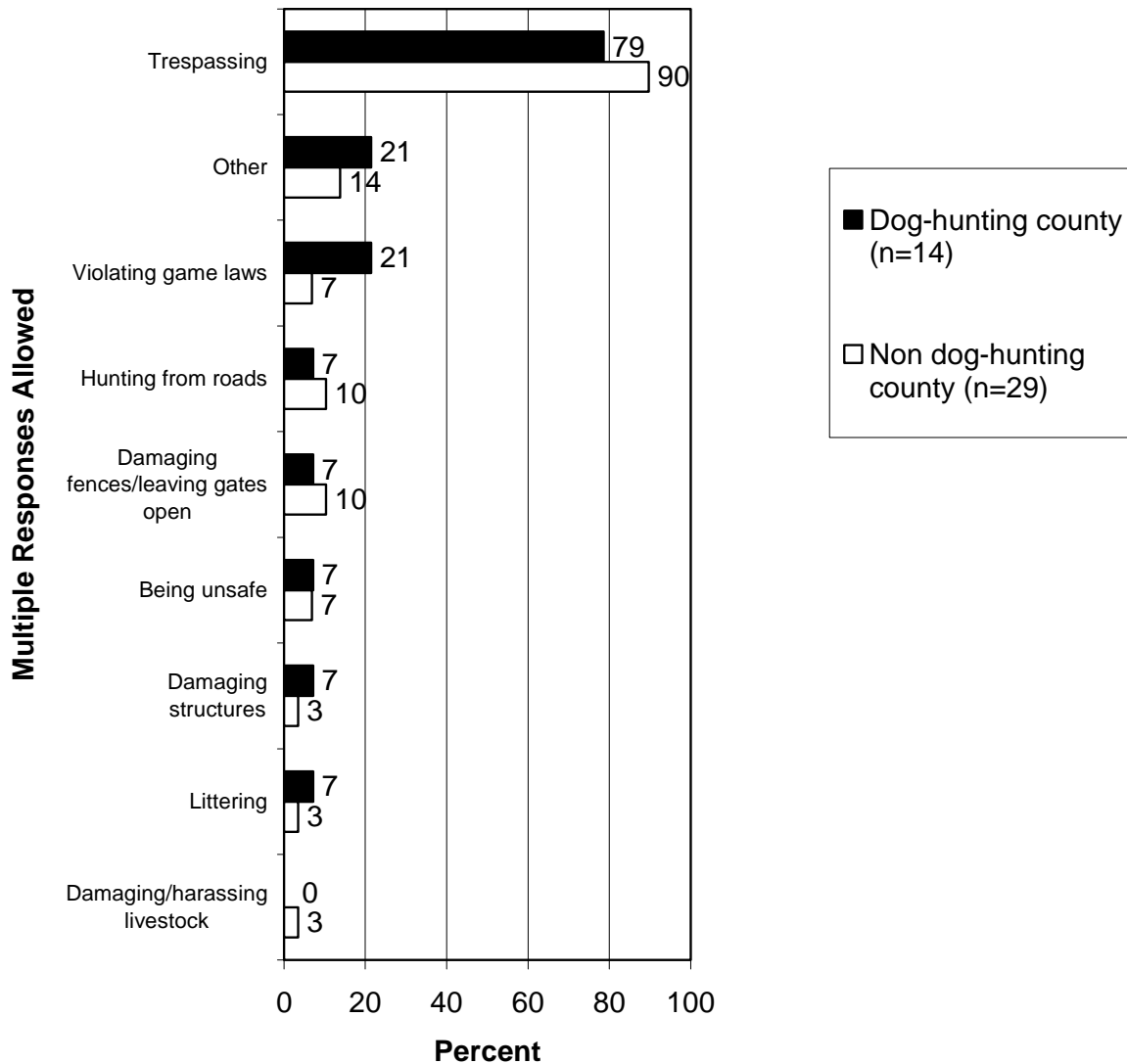
**Q104. Would you describe the problems you had with those who hunted deer without dogs, legally, on this property in the past 2 years as major or minor? (Asked of Georgia landowners who own 100 acres or more and who own a tract of at least 20 acres and who had problems with legal deer hunters who hunted deer without dogs on the land in the past 2 years.)**



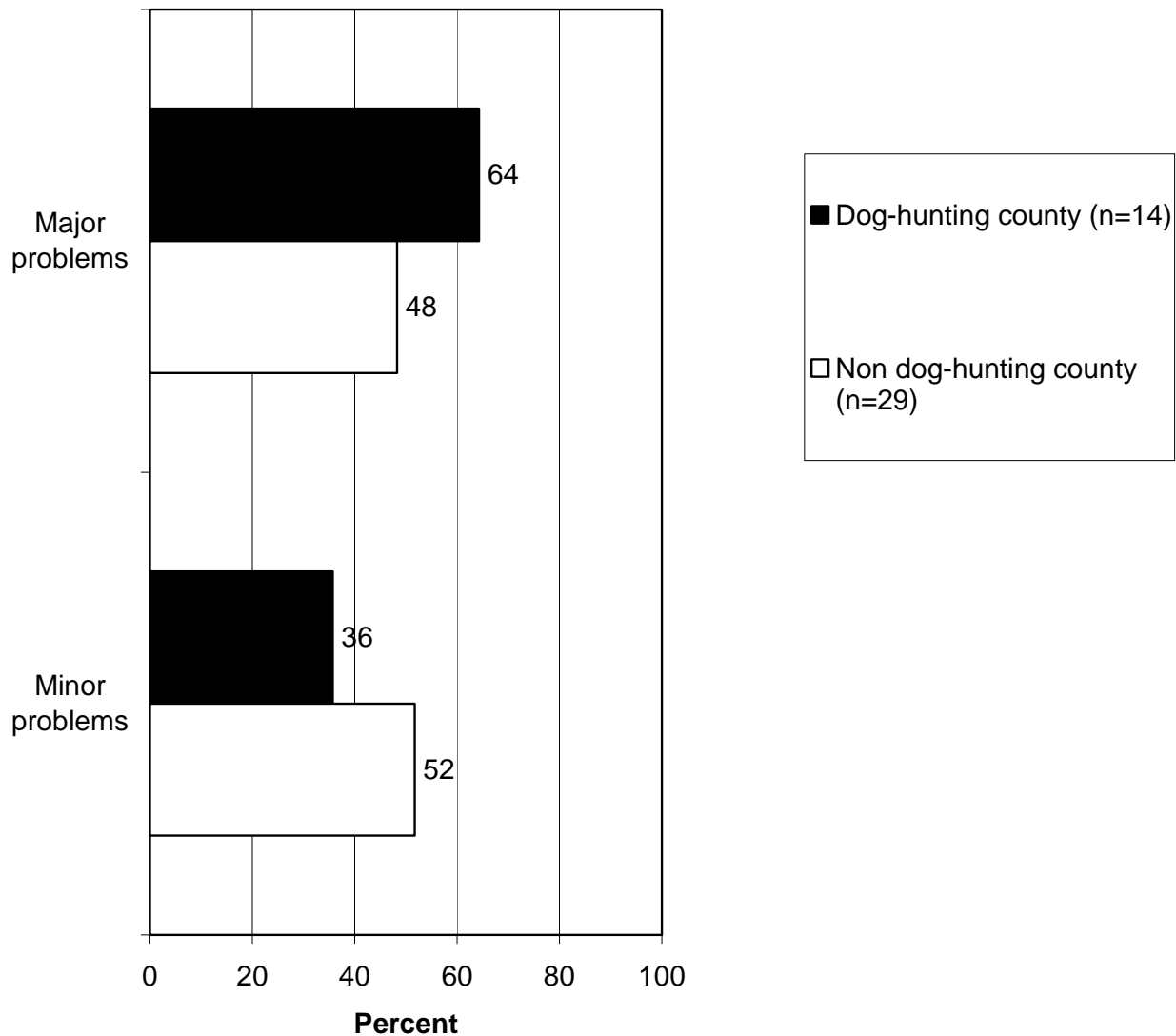
**Q105. Have you experienced any problems with the behavior of hunters, who hunted deer without dogs, illegally, on this tract of land, in the past 2 years? (Asked of Georgia landowners who own 100 acres or more and who own a tract of at least 20 acres.)**



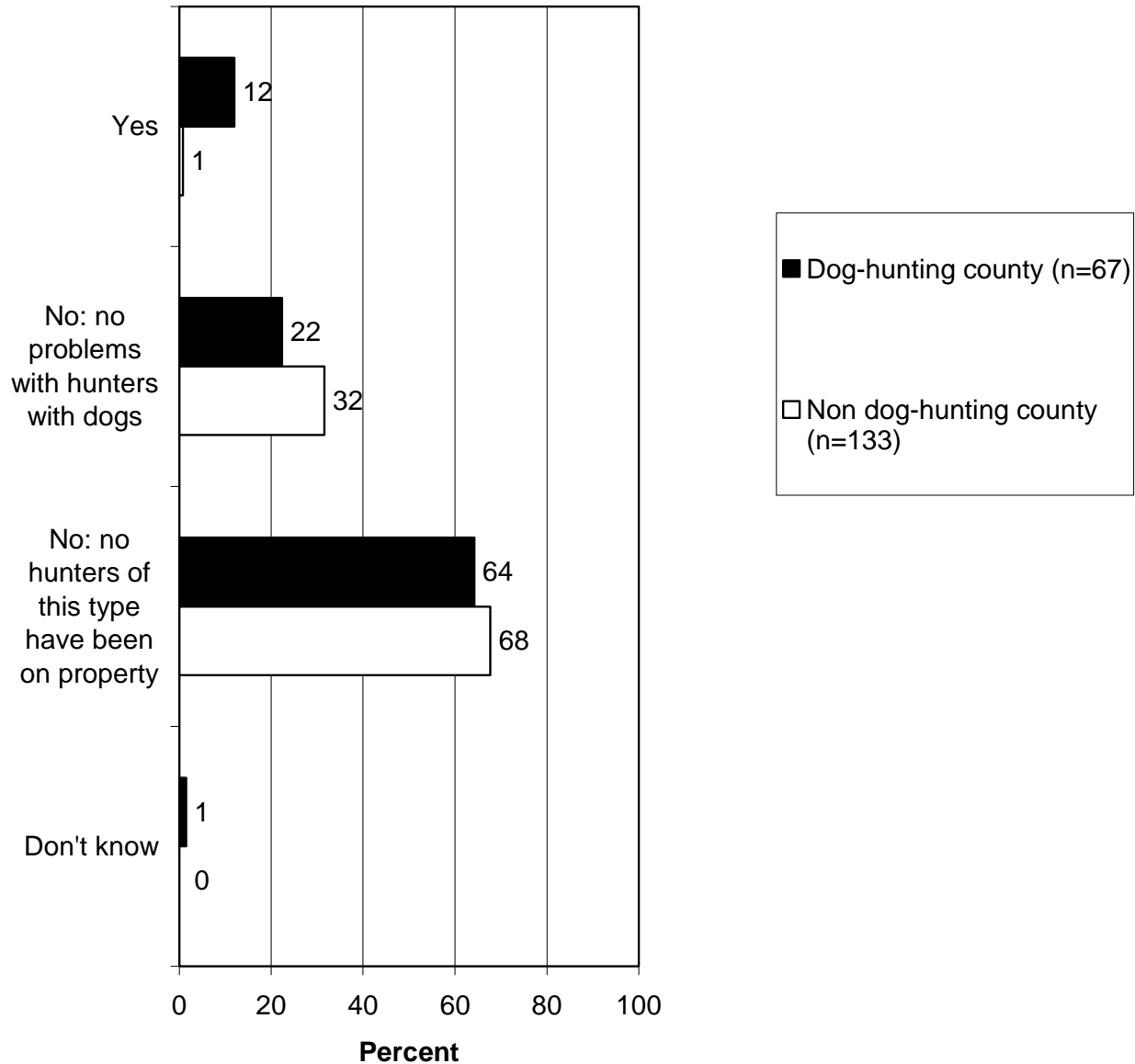
**Q107. What types of problems did you experience with hunters who hunted deer without dogs, illegally, on this property over the past 2 years? (Asked of Georgia landowners who own 100 acres or more and who own a tract of at least 20 acres and who had problems with illegal deer hunters who hunted deer without dogs on the land in the past 2 years.)**



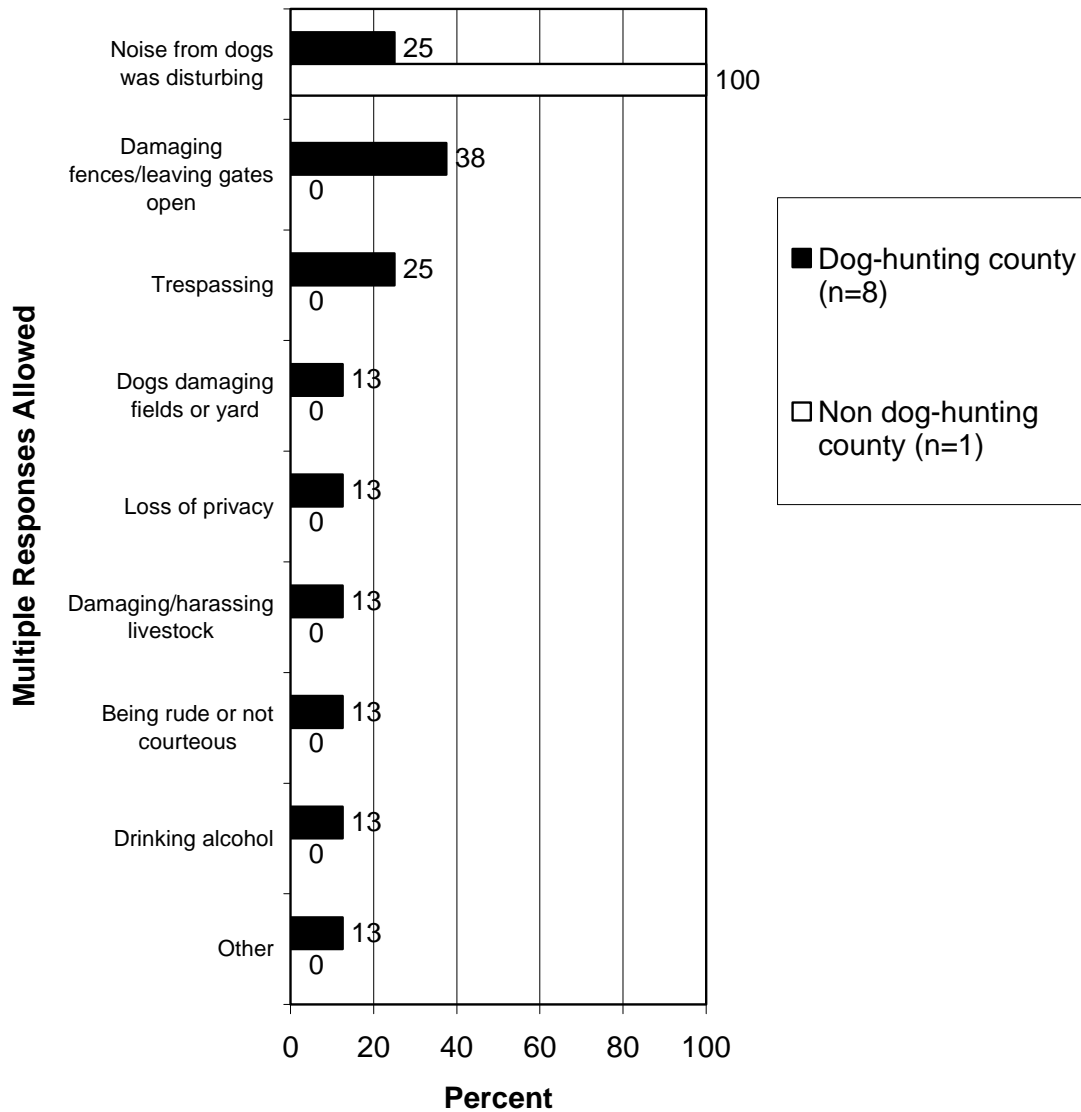
**Q109. Would you describe the problems you had with those who hunted deer without dogs, illegally, on this property in the past 2 years as major or minor? (Asked of Georgia landowners who own 100 acres or more and who own a tract of at least 20 acres and who had problems with illegal deer hunters who hunted deer without dogs on the land in the past 2 years.)**



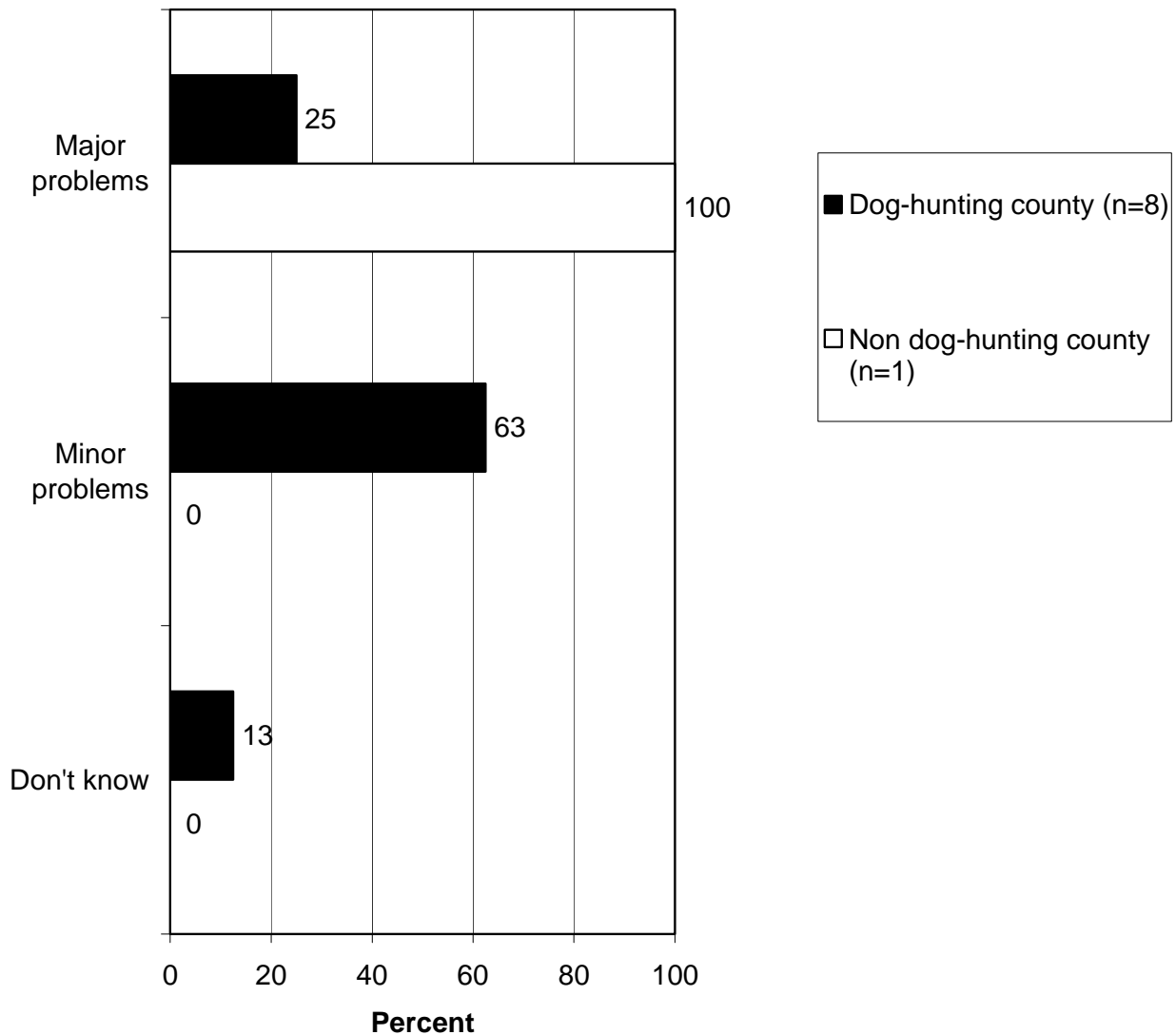
**Q110. Have you experienced any problems with the behavior of hunters, who hunted deer with dogs, legally, on this tract of land, in the past 2 years? (Asked of Georgia landowners who own 100 acres or more and who own a tract of at least 20 acres.)**



**Q112. What types of problems did you experience with hunters who hunted deer with dogs, legally, on this property over the past 2 years? (Asked of Georgia landowners who own 100 acres or more and who own a tract of at least 20 acres and who had problems with legal deer hunters who hunted deer with dogs on the land in the past 2 years.)**

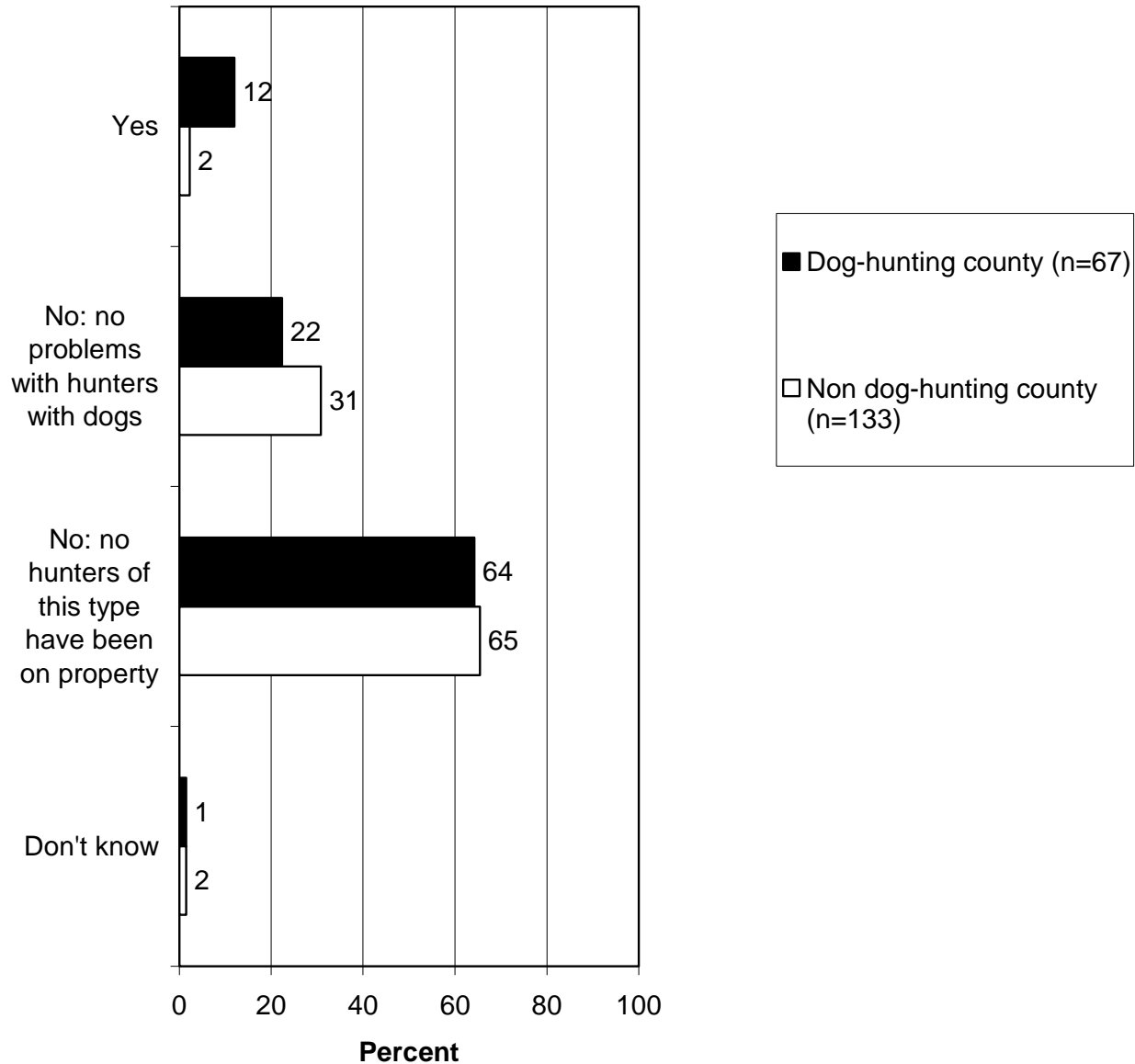


**Q114. Would you describe the problems you had with those who hunted deer with dogs, legally, on this property in the past 2 years as major or minor? (Asked of Georgia landowners who own 100 acres or more and who own a tract of at least 20 acres and who had problems with legal deer hunters who hunted deer with dogs on the land in the past 2 years.)**

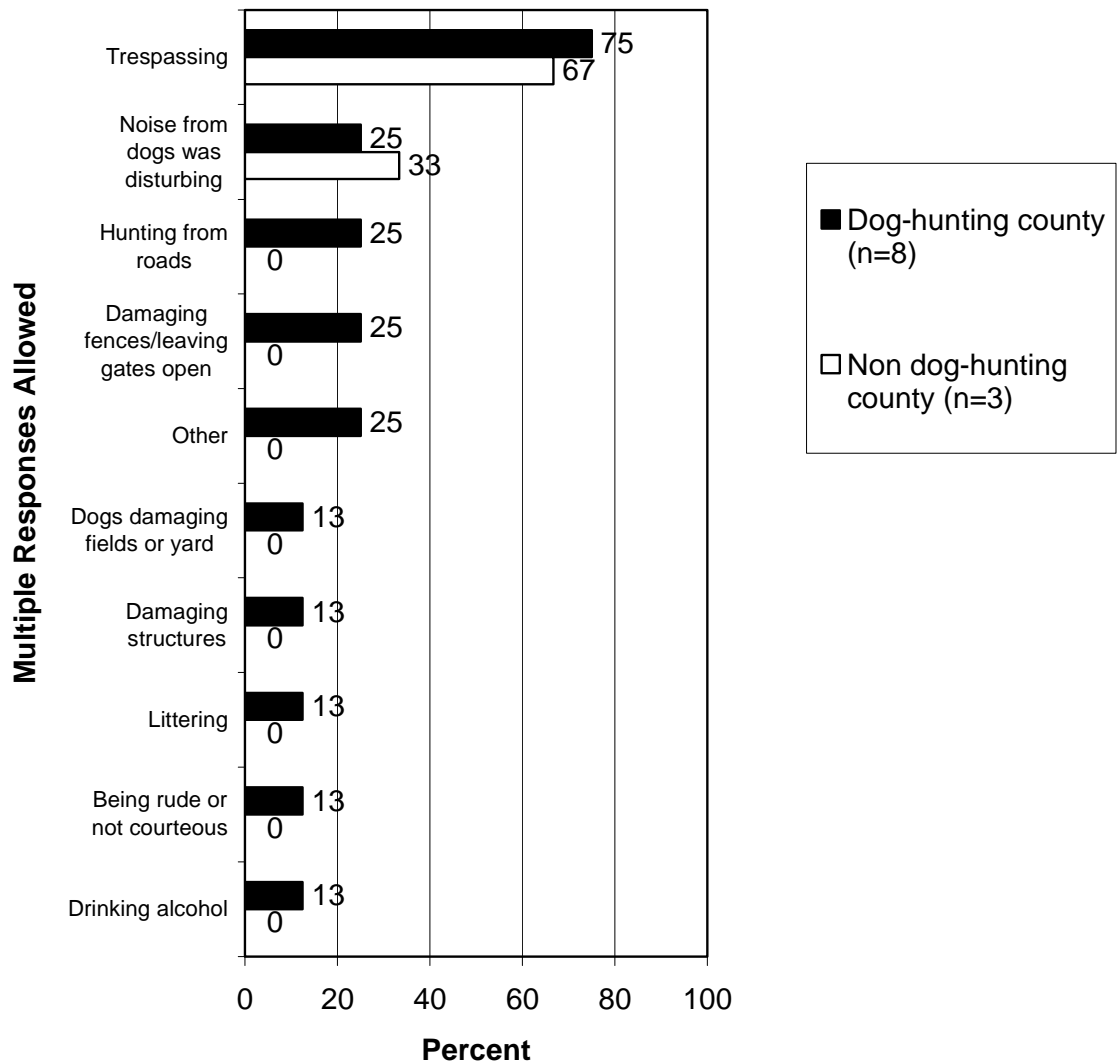




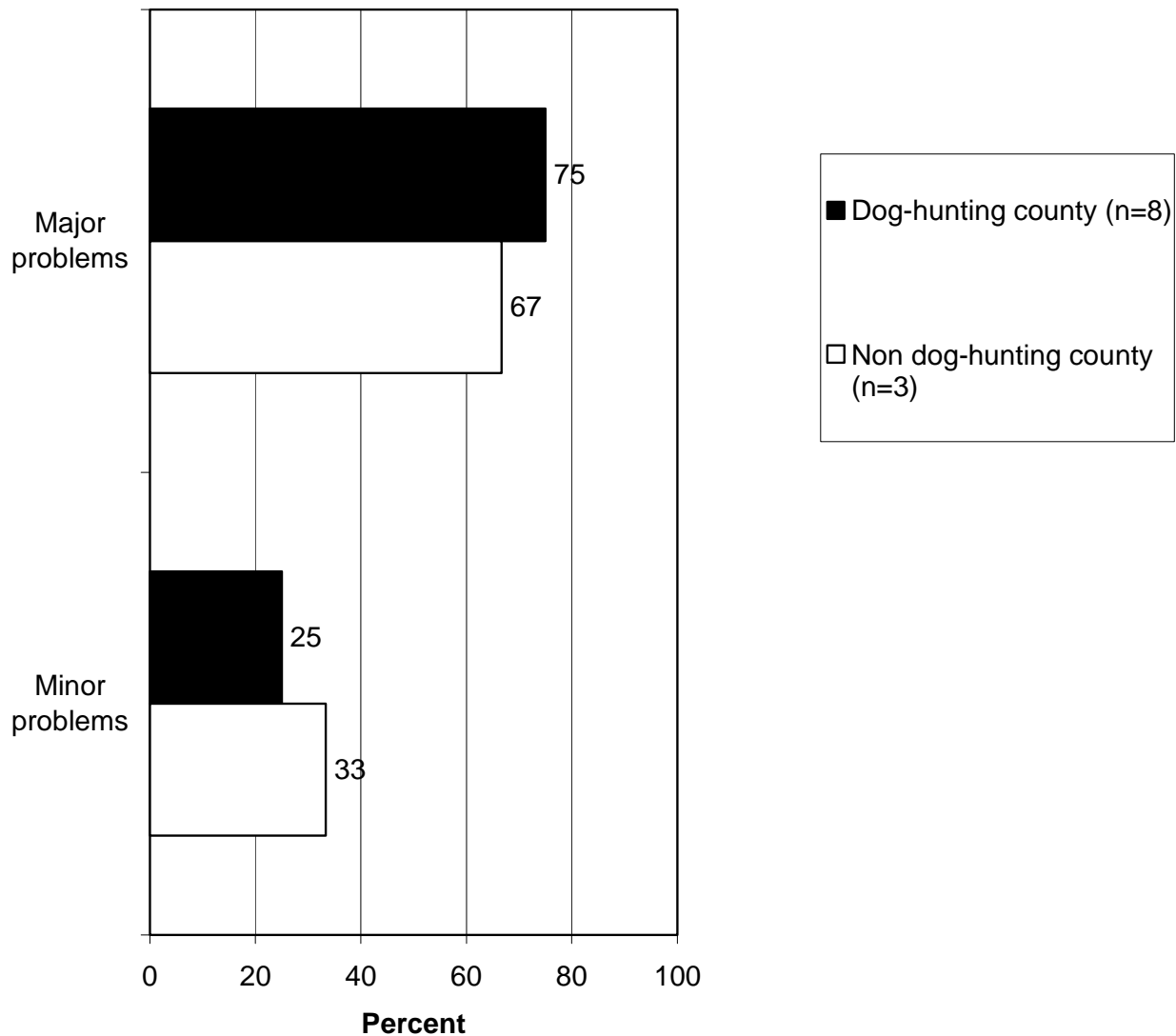
**Q115. Have you experienced any problems with the behavior of hunters, who hunted deer with dogs, illegally, on this tract of land, in the past 2 years? (Asked of Georgia landowners who own 100 acres or more and who own a tract of at least 20 acres.)**



**Q117. What types of problems did you experience with hunters who hunted deer with dogs, illegally, on this property over the past 2 years? (Asked of Georgia landowners who own 100 acres or more and who own a tract of at least 20 acres and who had problems with illegal deer hunters who hunted deer with dogs on the land in the past 2 years.)**



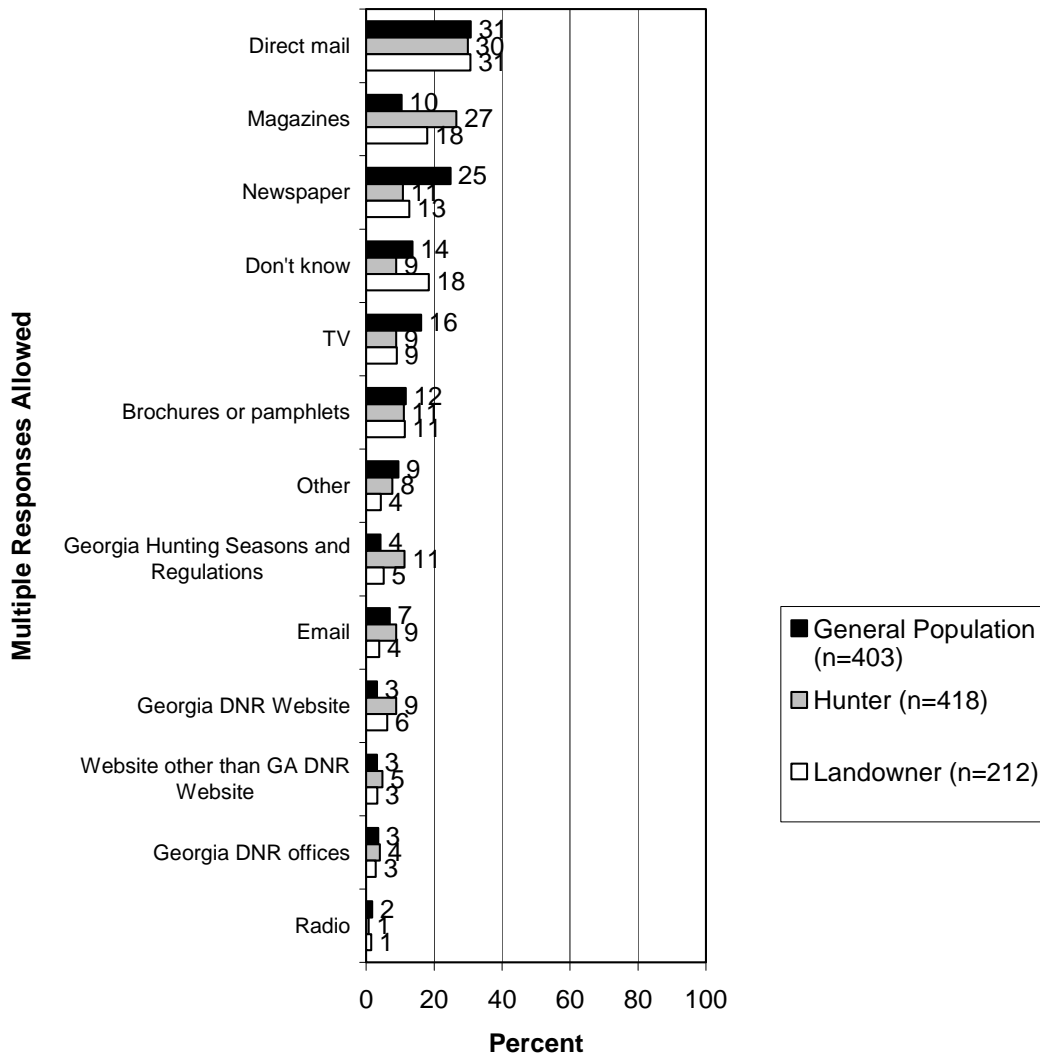
**Q119. Would you describe the problems you had with those who hunted deer with dogs, illegally, on this property in the past 2 years as major or minor? (Asked of Georgia landowners who own 100 acres or more and who own a tract of at least 20 acres and who had problems with illegal deer hunters who hunted deer with dogs on the land in the past 2 years.)**



## PROVISION OF INFORMATION ABOUT DEER IN GEORGIA

- Direct mail (between 30% and 31% for all groups) was the most commonly given answer regarding the best way to provide the respondent with information about deer in Georgia. This was followed by magazines, newspapers, and TV.

**Q169. What is the best way to provide you with information about deer in Georgia? We are not sending out information at this time; we are just measuring interest.**



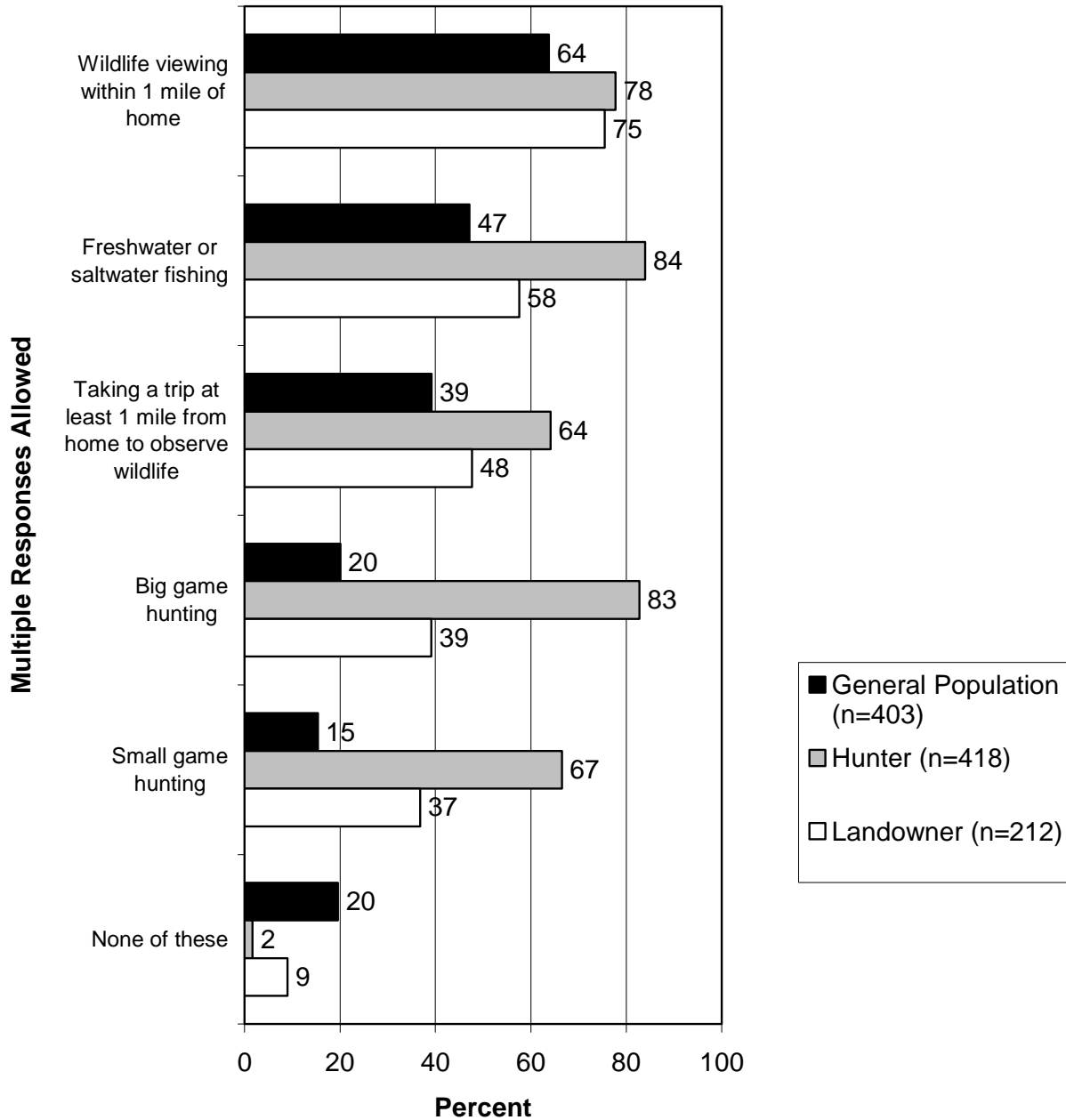
## **PARTICIPATION IN OUTDOOR ACTIVITIES**

➤ Participation in outdoor activities varied greatly from group to group. Hunters were the most active group—a larger percentage of hunters relative to the general population and landowners had participated in each of the five activities discussed in the survey.

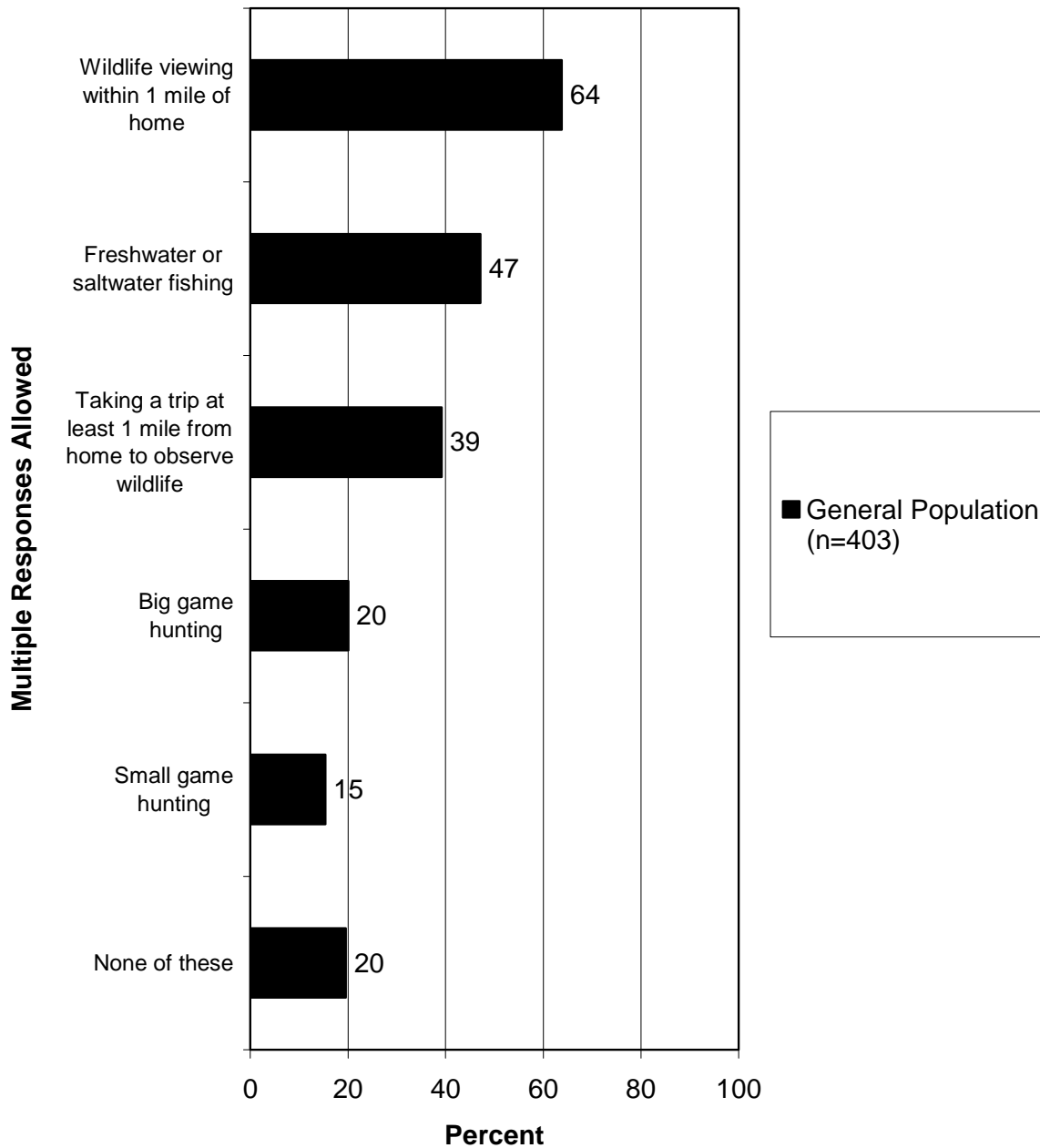
Landowners were more active than were the general population.

- The top activity among the general population was watching wildlife within 1 mile of home (64%), and 39% had taken a trip of at least a mile to view wildlife. Just under half of the general population had fished (47%).
- The top activity among hunters was fishing (84%), followed closely by big game hunting (83%). A majority of hunters had viewed wildlife within 1 mile of home (78%) or taken a trip of at least 1 mile to view wildlife (64%).
- The top activity among landowners was wildlife viewing within 1 mile of home (75%), and a majority had fished (58%). Landowners' rates of big game and small game hunting was approximately double that of the general population.

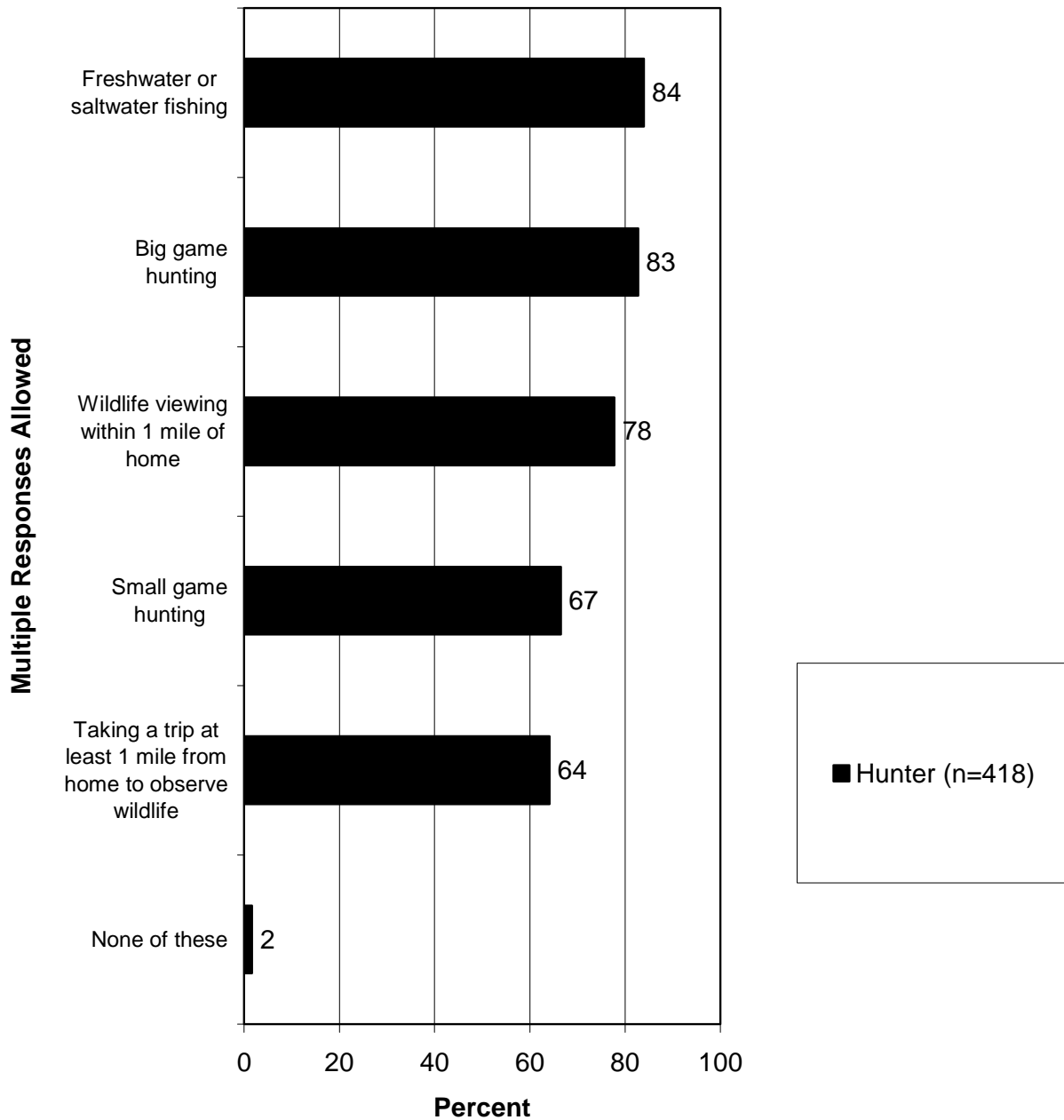
**Q9. I'm going to read a list of outdoor activities, and I would like to know if you've participated in each in the past 2 years:**



**Q9. I'm going to read a list of outdoor activities, and I would like to know if you've participated in each in the past 2 years:**

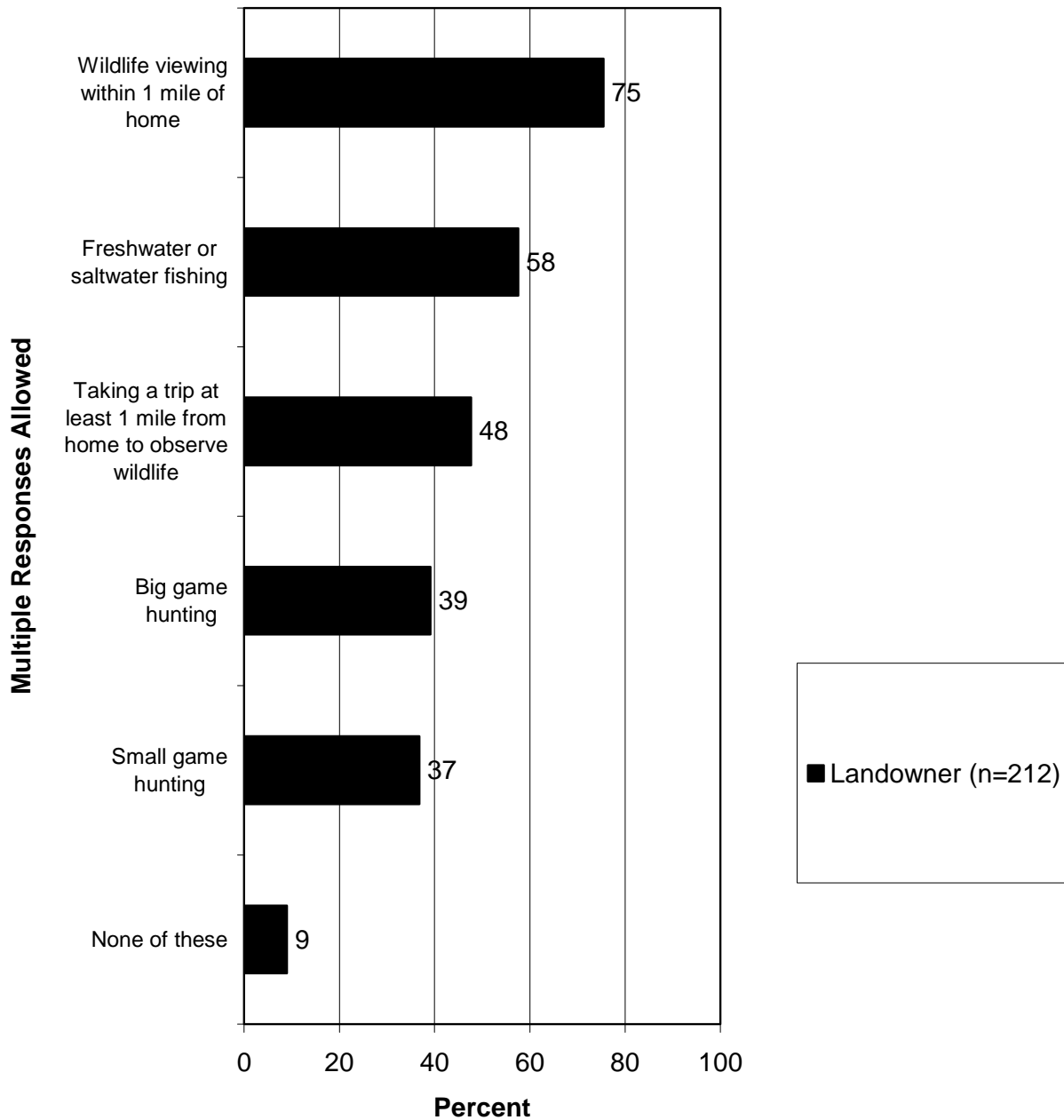


**Q9. I'm going to read a list of outdoor activities, and I would like to know if you've participated in each in the past 2 years:**





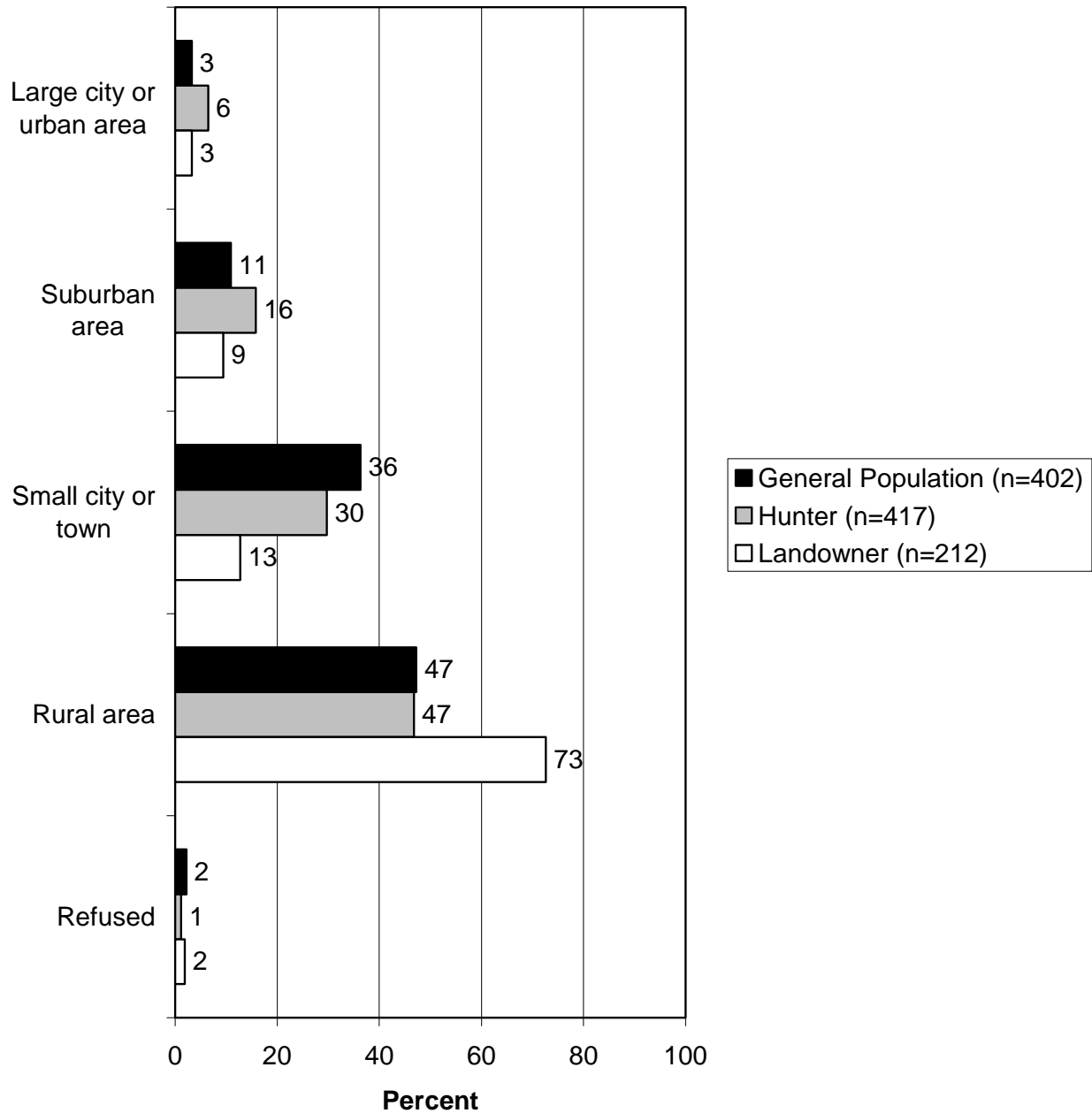
**Q9. I'm going to read a list of outdoor activities, and I would like to know if you've participated in each in the past 2 years:**



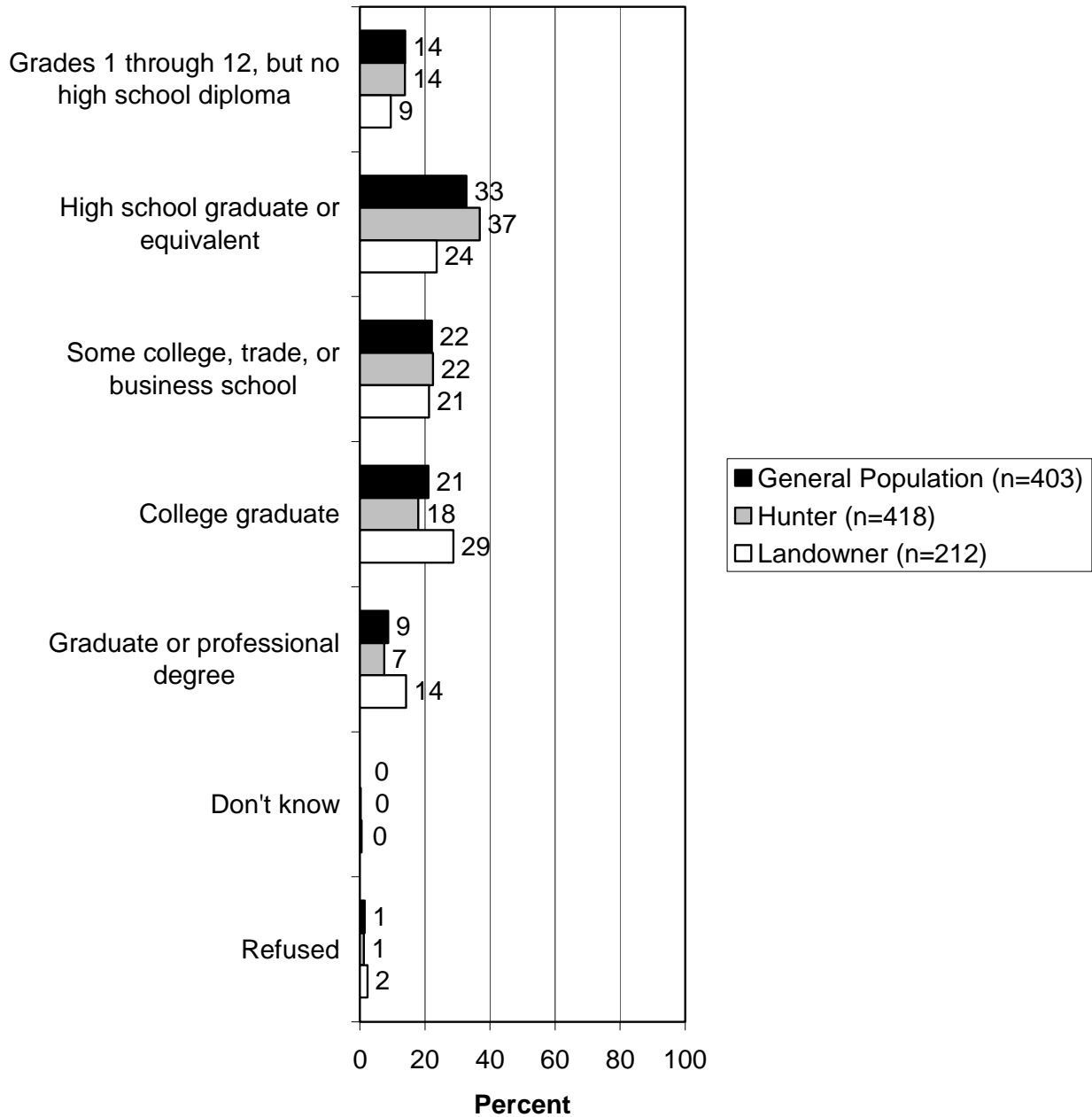
## **DEMOGRAPHIC DATA**

- The demographic data are shown in the graphs that follow.
  - The most urban/suburban of the groups was hunters; the most rural was the landowners group.
  - The landowner group was more highly educated than the other groups.
  - Landowners were skewed to the higher age groups. The general population was the most evenly distributed among the age groups. Hunters were predominantly among the three middle age categories (35-44 years old, 45-54 years old, and 55-64 years old).
  - While the general population was fairly evenly split between male and female, hunters and landowners were predominantly male.

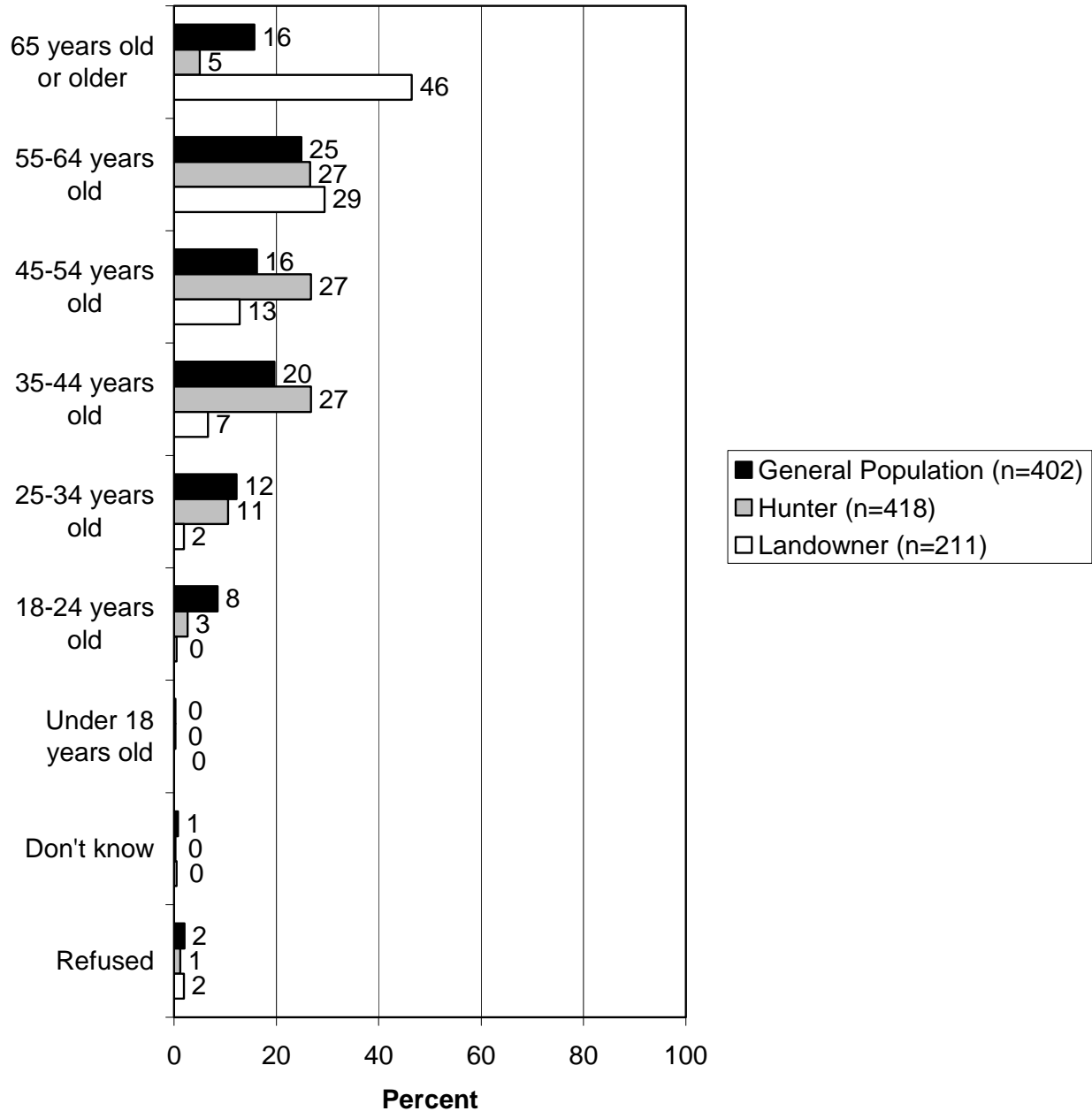
**Q172. Do you consider your place of residence to be in a large city or urban area, a suburban area, a small city or town, or a rural area?**



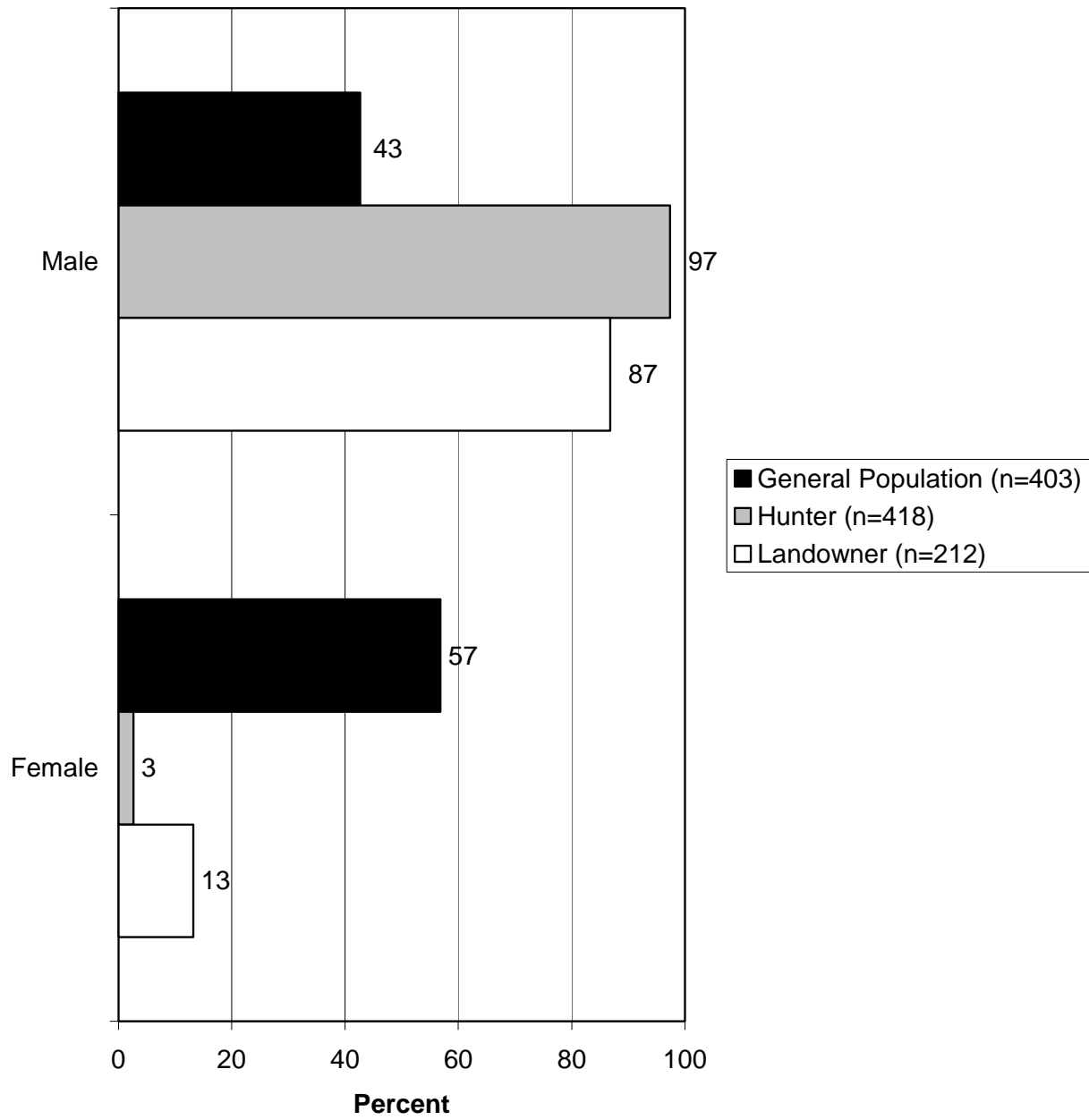
**Q173. What is the highest grade level you have completed?**



**Q174. May I ask your age?**



**Q177. Respondent's gender (not asked, but observed by interviewer).**



## **ADDITIONAL COMMENTS**

Build me a pen and put me some deer in it. I live in the boonies (Colquitt County). We don't have deer around here. I watch animal programs on TV.
I would really like to see more depredation permits given to landowners that need to control deer on their land.
(Q166: Use of archery.) Echols County deer season should be open from September 11 to January 16 for either sex. Doe season is now so late that there is a 75 percent chance a doe will be pregnant. Keep tag system as it is.
I am against fenced hunting.
I am upset by the decision of then governor Zell Miller to use funds that had been set aside for GA to purchase additional land for hunters to help cover the cost of building the Georgia Dome in Atlanta.
Address harassment within the DNR, especially officers' interaction with young, first-time hunters.
Archery season should be longer.
I believe that dog hunting should be allowed; I know there are a few bad apples, but I disagree with punishing those who do right.
Better staffing at the GA DNR would alleviate many problems and allow more hunters to hunt legally with the resources of the GA DNR.

## APPENDIX A: SURVEY INSTRUMENT

2004 GADNR Deer Management Survey

1. PRESS RETURN WHEN INTERVIEW BEGINS  
TIMER STARTS AFTER THIS SCREEN START
2. DOS SURVEY NAME SNAME 1:1  
(CHECK ONLY ONE ANSWER)  
 1. GADEER
3. Hello, my name is \_\_\_\_\_, may I speak with \_\_\_\_\_?  
I'm calling on behalf of the Georgia Department of Natural Resources to conduct a study with state residents, hunters, and landowners on deer management in Georgia. We are not selling anything or asking for donations and your answers are very important in developing effective management strategies for the State's deer population. Do you have a few minutes to answer some questions? CONPER 1:2  
(CHECK ONLY ONE ANSWER)  
 1. Correct person, good time to do survey  
 2. Bad time/Schedule recall  
 3. Answering machine/No answer/Busy signal  
 4. Refusal  
 5. Not eligible  
 6. Disconnected  
 7. Business/Government Office  
 8. Deaf/Language barrier  
 9. Bad Number (missing digit, begins with zero, etc.)
4. ENTER SAMPLE TYPE FROM CALL SHEET. SAMPLE 1:3  
(CHECK ONLY ONE ANSWER)  
 1. Invalid answer. Select another. (GO TO QUESTION 4)  
 2. General Population  
 3. Hunter  
 4. Landowner



2004 GADNR Deer Management Survey

Page 2

5. Time when interview began

TIME1 1:4-8

|\_|\_|\_|\_|\_|\_|\_|\_|\_|\_|\_|

6. DETERMINATION OF SURVEY SKIP PATH

PATH 1:9

(CHECK ONLY ONE ANSWER)

|\_| 1. SKIP PATH

IF (#3 = 1) GO TO #9

IF (#3 = 2) GO TO #7

SKIP TO QUESTION 184

=====

7. When would be a more convenient time to call you back?  
Thank you for your time.

WHENCALL

ENTER DAY AND TIME ON CALLSHEET (CB)

SKIP TO QUESTION 184

=====

8. YOU DID NOT USE SPACE BAR

NOSPAC01

PRESS ENTER TO TRY AGAIN

9. First, I'm going to read a list of outdoor activities and  
I would like to know if you've participated in each in the  
past 2 years: (READ LIST; CHECK ALL THAT APPLY)

ACTIV 1:10-19

(CHECK ALL THAT APPLY)

|\_| 1. Wildlife viewing around your home, that is, for the primary

|\_| 2. purpose of closely observing, photographing, feeding, or (GO TO QUESTION

9)

|\_| 3. trying to identify wildlife within 1 mile of your home (GO TO QUESTION 9)

|\_| 4. Taking a trip at least 1 mile from your home for the primary

|\_| 5. purpose of observing, photographing feeding or trying to (GO TO QUESTION

9)

|\_| 6. identify wildlife (GO TO QUESTION 9)

|\_| 7. Freshwater or saltwater fishing

|\_| 8. Big game hunting

|\_| 9. Small game hunting

|\_| 10. DNR: None of these

IF (#9 = 0) GO TO #8

10. Generally, which of the following statements best describes your feelings about deer in your county? (READ LIST)

DEERFEEL 1:20

(CHECK ONLY ONE ANSWER)

- 1. Invalid answer. Select another. (GO TO QUESTION 10)
- 2. I enjoy seeing and having deer around,
- 3. I enjoy seeing a few deer, but worry about problems they cause,
- 4. I generally regard deer as a nuisance, or
- 5. I have no particular feeling about deer
- 6. Don't know

11. People associate different values with deer. I would like to know if each of these is important or unimportant to you.

First, is it important or unimportant to you to know that deer exist in Georgia? (READ SCALE AS NECESSARY; PROMPT FOR DEGREE)

DEEREXST 1:21

(CHECK ONLY ONE ANSWER)

- 1. Invalid answer. Select another. (GO TO QUESTION 11)
- 2. Very important
- 3. Somewhat important
- 4. Neither important nor unimportant
- 5. Somewhat unimportant
- 6. Very unimportant
- 7. Don't know

12. Is it important or unimportant to you to know that you have deer around your home? (READ SCALE AS NECESSARY; PROMPT FOR DEGREE)

DEERHOME 1:22

(CHECK ONLY ONE ANSWER)

- 1. Invalid answer. Select another. (GO TO QUESTION 12)
- 2. Very important
- 3. Somewhat important
- 4. Neither important nor unimportant
- 5. Somewhat unimportant
- 6. Very unimportant
- 7. Don't know

13. Do you agree or disagree that deer are properly managed in Georgia? (READ SCALE AS NECESSARY; PROMPT FOR DEGREE)

PROPMGMT 1:23

(CHECK ONLY ONE ANSWER)

- 1. Invalid answer. Select another. (GO TO QUESTION 13)
- 2. Strongly agree
- 3. Moderately agree
- 4. Neither agree nor disagree
- 5. Moderately disagree
- 6. Strongly disagree
- 7. Don't know

14. Do you agree or disagree that landowners properly manage deer on their land in Georgia?

(READ SCALE AS NECESSARY; PROMPT FOR DEGREE)

LANDMGMT 1:24

(CHECK ONLY ONE ANSWER)

- 1. Invalid answer. Select another. (GO TO QUESTION 14)
- 2. Strongly agree
- 3. Moderately agree
- 4. Neither agree nor disagree
- 5. Moderately disagree
- 6. Strongly disagree
- 7. Don't know

15. Is it important or unimportant to you to know that deer populations are being properly managed in Georgia?

(READ SCALE AS NECESSARY; PROMPT FOR DEGREE)

DEERMGMT 1:25

(CHECK ONLY ONE ANSWER)

- 1. Invalid answer. Select another. (GO TO QUESTION 15)
- 2. Very important
- 3. Somewhat important
- 4. Neither important nor unimportant
- 5. Somewhat unimportant
- 6. Very unimportant
- 7. Don't know

16. Is it important or unimportant to you to know that people have the opportunity to hunt deer in Georgia?  
(READ SCALE AS NECESSARY; PROMPT FOR DEGREE)

DEERHUNT 1:26

(CHECK ONLY ONE ANSWER)

- 1. Invalid answer. Select another. (GO TO QUESTION 16)
- 2. Very important
- 3. Somewhat important
- 4. Neither important nor unimportant
- 5. Somewhat unimportant
- 6. Very unimportant
- 7. Don't know

17. Is it important or unimportant to you to know that people have the opportunity to watch or photograph deer in Georgia?  
(READ SCALE AS NECESSARY; PROMPT FOR DEGREE)

DEERVIEW 1:27

(CHECK ONLY ONE ANSWER)

- 1. Invalid answer. Select another. (GO TO QUESTION 17)
- 2. Very important
- 3. Somewhat important
- 4. Neither important nor unimportant
- 5. Somewhat unimportant
- 6. Very unimportant
- 7. Don't know

18. The Georgia Department of Natural Resources, Wildlife Resources Division has a number of missions. It regulates hunting, fishing, and the operation of boats and watercraft in Georgia, protects non-game and endangered wildlife, and maintains public education and law enforcement programs to ensure that Georgia's natural resources will be conserved for our present and future generations.

In general, how would you rate the performance of the Georgia Department of Natural Resources, Wildlife Resources Division? Would you say they do an excellent, good, fair, or poor job? (READ SCALE AS NECESSARY)

RATEDNR 1:28

(CHECK ONLY ONE ANSWER)

- 1. Invalid answer. Select another. (GO TO QUESTION 18)
- 2. Excellent
- 3. Good
- 4. Fair
- 5. Poor
- 6. Don't know

19. Would you say you know a great deal, a moderate amount, a little, or nothing about the Georgia DNR's DEER MANAGEMENT PROGRAM? (READ SCALE AS NECESSARY)

KNOWDNR 1:29

(CHECK ONLY ONE ANSWER)

- 1. Invalid answer. Select another. (GO TO QUESTION 19)
- 2. A great deal
- 3. A moderate amount
- 4. A little
- 5. Nothing
- 6. Don't know

20. Would you rate the Georgia DNR's DEER MANAGEMENT PROGRAM as excellent, good, fair, or poor? (READ SCALE AS NECESSARY)

RATECNTY 1:30

(CHECK ONLY ONE ANSWER)

- 1. Invalid answer. Select another. (GO TO QUESTION 20)
- 2. Excellent
- 3. Good
- 4. Fair
- 5. Poor
- 6. Don't know

21. Traditionally, the State has managed deer populations through hunting. As urban sprawl closes hunter access to deer habitat, do you think that the responsibility to manage deer-human conflicts should change in these areas?  
(READ SCALE AS NECESSARY; PROMPT FOR DEGREE)

SPRAWL 1:31

(CHECK ONLY ONE ANSWER)

- 1. Invalid answer. Select another. (GO TO QUESTION 21)
- 2. Yes
- 3. No (GO TO QUESTION 25)
- 4. Don't know

SKIP TO QUESTION 23

=====

22. YOU DID NOT USE SPACE BAR

NOSPAC99

PRESS ENTER TO TRY AGAIN

23. Who should have primary responsibility for management of deer-human conflicts in developing areas?  
(READ LIST; CHECK ALL THAT APPLY)

WHOMNG 1:32-38

(CHECK ALL THAT APPLY)

- 1. Real estate developers
- 2. Community groups like landowner associations
- 3. New landowners
- 4. County animal control
- 5. State government
- 6. Don't know
- 7. Other

IF (#23 = 0) GO TO #22

IF (#23 @ 7) GO TO #24

SKIP TO QUESTION 25

=====

24. ENTER OTHER GROUP OR AGENCY THAT SHOULD HAVE RESPONSIBILITY FOR DEER-HUMAN CONFLICTS IN DEVELOPING AREAS.

WHOMNGST 2:1-240

---

---

---

25. What is your opinion of the health of the deer herd in Georgia? Would you say it is healthy or unhealthy?  
(READ SCALE AS NECESSARY; PROMPT FOR DEGREE)

HERDHLTH 2:241

(CHECK ONLY ONE ANSWER)

- 1. Invalid answer. Select another. (GO TO QUESTION 25)
- 2. Very healthy
- 3. Somewhat healthy
- 4. Neither healthy nor unhealthy
- 5. Somewhat unhealthy
- 6. Very unhealthy
- 7. Don't know

26. In the county where you live, do you think there are more deer now compared to 5 years ago, the same number of deer, or do you think there are fewer deer than 5 years ago?  
(READ SCALE AS NECESSARY)

DEERPOP 2:242

(CHECK ONLY ONE ANSWER)

- 1. Invalid answer. Select another. (GO TO QUESTION 26)
- 2. More deer
- 3. The same number of deer
- 4. Fewer deer
- 5. Don't know

27. Do you think the deer population in the county where you live is overabundant, about right, or underabundant?  
(READ SCALE AS NECESSARY)

POPLEV 2:243

(CHECK ONLY ONE ANSWER)

- 1. Invalid answer. Select another. (GO TO QUESTION 27)
- 2. Overabundant
- 3. About right
- 4. Under-abundant
- 5. Don't know

2004 GADNR Deer Management Survey

Page 9

28. In your opinion should the deer population in the county where you live be increased, remain the same, or be decreased?  
(READ SCALE AS NECESSARY)

DEERLEV 2:244

(CHECK ONLY ONE ANSWER)

- 1. Invalid answer. Select another. (GO TO QUESTION 28)
- 2. Increased (GO TO QUESTION 30)
- 3. Remain the same (GO TO QUESTION 38)
- 4. Decreased (GO TO QUESTION 41)
- 5. Don't know

SKIP TO QUESTION 47

=====

29. YOU DID NOT USE SPACE BAR

NOSPAC02

PRESS ENTER TO TRY AGAIN

30. Why do you think the deer population in the county where you live should be increased?  
(DO NOT READ LIST; CHECK ALL THAT APPLY)

WHYINC 2:245-250

(CHECK ALL THAT APPLY)

- 1. The deer population is too low
- 2. I never see any deer
- 3. I like to watch deer
- 4. Better hunting opportunities
- 5. Don't know
- 6. Other

IF (#30 = 0) GO TO #29

IF (#30 @ 6) GO TO #31

SKIP TO QUESTION 32

=====

31. ENTER OTHER REASON DEER POPULATION SHOULD BE INCREASED.

WHYINCST 3:1-240

---

---

---



32. Would you support or oppose an increase in the deer population in the county where you live if it meant more automobile accidents with deer?

(READ SCALE AS NECESSARY; PROMPT FOR DEGREE)

MOREACC 3:241

(CHECK ONLY ONE ANSWER)

- 1. Invalid answer. Select another. (GO TO QUESTION 32)
- 2. Strongly support
- 3. Moderately support
- 4. Neither support or oppose
- 5. Moderately oppose
- 6. Strongly oppose
- 7. Don't know

33. Would you support or oppose an increase in the deer population in the county where you live even if it meant more damage to gardens and landscaping?

(READ SCALE AS NECESSARY; PROMPT FOR DEGREE)

MOREDAMG 3:242

(CHECK ONLY ONE ANSWER)

- 1. Invalid answer. Select another. (GO TO QUESTION 33)
- 2. Strongly support
- 3. Moderately support
- 4. Neither support or oppose
- 5. Moderately oppose
- 6. Strongly oppose
- 7. Don't know

34. Would you support or oppose an increase in the deer population in the county where you live if it meant more crop damage for farmers?

(READ SCALE AS NECESSARY; PROMPT FOR DEGREE)

DEERCPRS 3:243

(CHECK ONLY ONE ANSWER)

- 1. Invalid answer. Select another. (GO TO QUESTION 34)
- 2. Strongly support
- 3. Moderately support
- 4. Neither support or oppose
- 5. Moderately oppose
- 6. Strongly oppose
- 7. Don't know

2004 GADNR Deer Management Survey

Page 11

35. Would you support or oppose an increase in the deer population in the county where you live if it meant poorer health overall for the deer herd? (READ SCALE AS NECESSARY; PROMPT FOR DEGREE)

POORHLTH 3:244

(CHECK ONLY ONE ANSWER)

- 1. Invalid answer. Select another. (GO TO QUESTION 35)
- 2. Strongly support
- 3. Moderately support
- 4. Neither support or oppose
- 5. Moderately oppose
- 6. Strongly oppose
- 7. Don't know

36. Would you support or oppose an increase in the deer population in the county where you live even if it meant less food or poorer quality habitat for other wildlife? (READ SCALE AS NECESSARY; PROMPT FOR DEGREE)

LESSFOOD 3:245

(CHECK ONLY ONE ANSWER)

- 1. Invalid answer. Select another. (GO TO QUESTION 36)
- 2. Strongly support
- 3. Moderately support
- 4. Neither support or oppose
- 5. Moderately oppose
- 6. Strongly oppose
- 7. Don't know

SKIP TO QUESTION 47

=====

37. YOU DID NOT USE SPACE BAR

NOSPAC03

PRESS ENTER TO TRY AGAIN

2004 GADNR Deer Management Survey

Page 12

38. Why do you think the deer population in the county where you live should stay the same?

(DO NOT READ LIST; CHECK ALL THAT APPLY)

WHYSAM 3:246-250

(CHECK ALL THAT APPLY)

- 1. Hunting is good
- 2. Don't see too many deer
- 3. Haven't had any problems with deer
- 4. Don't know
- 5. Other

IF (#38 = 0) GO TO #37

IF (#38 @ 5) GO TO #39

SKIP TO QUESTION 47

=====

39. ENTER OTHER REASON FOR KEEPING DEER POPULATION THE SAME.

WHYSAMST 4:1-240

---

---

---

SKIP TO QUESTION 47

=====

40. YOU DID NOT USE SPACE BAR

NOSPAC04

PRESS ENTER TO TRY AGAIN

41. Why do you think the deer population in the county where you live should be decreased?

(DO NOT READ LIST; CHECK ALL THAT APPLY)

WHYDEC 4:241-249

(CHECK ALL THAT APPLY)

- 1. Auto accidents
- 2. Damage to crops
- 3. Damage to flower beds or gardens
- 4. Deer are malnourished in the winter
- 5. Too many DOES (sex ratio out of balance)
- 6. Destruction of plant species from over-browsing
- 7. Would allow for increased hunting bag limits
- 8. Don't know
- 9. Other

IF (#41 = 0) GO TO #40

IF (#41 @ 9) GO TO #42

SKIP TO QUESTION 43

=====

42. ENTER OTHER REASON FOR DECREASING DEER POPULATION.

WHYDECST 5:1-240

---

---

---

43. Would you support or oppose a decrease in the deer population in the county where you live even if it meant fewer hunters spending money while hunting deer?

(READ SCALE AS NECESSARY; PROMPT FOR DEGREE)

HUNTSPND 5:241

(CHECK ONLY ONE ANSWER)

- 1. Invalid answer. Select another. (GO TO QUESTION 43)
- 2. Strongly support
- 3. Moderately support
- 4. Neither support or oppose
- 5. Moderately oppose
- 6. Strongly oppose
- 7. Don't know

44. Would you support or oppose a decrease in the deer population in the county where you live even if it meant fewer wildlife watchers and photographers spending money while watching or photographing deer? (READ SCALE AS NECESSARY; PROMPT FOR DEGREE)

LESSWTCH 5:242

(CHECK ONLY ONE ANSWER)

- 1. Invalid answer. Select another. (GO TO QUESTION 44)
- 2. Strongly support
- 3. Moderately support
- 4. Neither support or oppose
- 5. Moderately oppose
- 6. Strongly oppose
- 7. Don't know

45. Would you support or oppose a decrease in the deer population in the county where you live even if it meant fewer hunters would be able to harvest a deer? (READ SCALE AS NECESSARY; PROMPT FOR DEGREE)

LESSHVST 5:243

(CHECK ONLY ONE ANSWER)

- 1. Invalid answer. Select another. (GO TO QUESTION 45)
- 2. Strongly support
- 3. Moderately support
- 4. Neither support or oppose
- 5. Moderately oppose
- 6. Strongly oppose
- 7. Don't know

46. Would you support or oppose a decrease in the deer population in the county where you live even if it meant fewer people would be able to see a deer? (READ SCALE AS NECESSARY; PROMPT FOR DEGREE)

LESSVIEW 5:244

(CHECK ONLY ONE ANSWER)

- 1. Invalid answer. Select another. (GO TO QUESTION 46)
- 2. Strongly support
- 3. Moderately support
- 4. Neither support or oppose
- 5. Moderately oppose
- 6. Strongly oppose
- 7. Don't know

47. Have you experienced any damage caused by deer over the past 12 months?

DEERDAMG 5:245

(CHECK ONLY ONE ANSWER)

- 1. Invalid answer. Select another. (GO TO QUESTION 47)
- 2. Yes (GO TO QUESTION 49)
- 3. No
- 4. Don't know

SKIP TO QUESTION 51

=====

48. YOU DID NOT USE SPACE BAR

NOSPAC05

PRESS ENTER TO TRY AGAIN

49. What type of damage have you had which was caused by deer? (DO NOT READ LIST; CHECK ALL THAT APPLY)

DAMAGE 6:1-13

(CHECK ALL THAT APPLY)

- 1. Garbage
- 2. Yard
- 3. Agricultural damage (crops)
- 4. Agricultural damage (orchard)
- 5. Garden (personal)
- 6. Pets
- 7. Livestock
- 8. Structural damage (such as fencing)
- 9. Threat or injury to human
- 10. Annoyance to humans
- 11. Car collisions
- 12. Don't know
- 13. Other

IF (#49 = 0) GO TO #48

IF (#49 @ 13) GO TO #50

SKIP TO QUESTION 51

=====

50. ENTER OTHER TYPE OF DAMAGE CAUSED BY DEER.

DAMAGEST 7:1-240

---

---

---

51. In general, how well does the Georgia DNR respond to homeowner and landowner requests for assistance to reduce damage caused by wildlife, such as damage to and loss of crops and animals? Would you say excellent, good, fair, or poor?  
(READ SCALE AS NECESSARY)

HANDLE 7:241

(CHECK ONLY ONE ANSWER)

- 1. Invalid answer. Select another. (GO TO QUESTION 51)
- 2. Excellent
- 3. Good
- 4. Fair
- 5. Poor
- 6. Don't know

52. In the past 2 years, have you or any other member of your household had a vehicle collision with a deer on Georgia's roads or highways?

ACCIDENT 7:242

(CHECK ONLY ONE ANSWER)

- 1. Invalid answer. Select another. (GO TO QUESTION 52)
- 2. Yes (GO TO QUESTION 53)
- 3. No
- 4. Don't know

SKIP TO QUESTION 54

=====

53. How many vehicle collisions with deer have you or other members of your household had on Georgia's roads or highways in the past 2 years?

NUMACC 7:243-245

|\_|\_|\_|\_|

LOWEST VALUE = 1

54. In relation to other driving hazards, would you say deer are not a hazard, a minor hazard, or a major road hazard?  
(READ SCALE AS NECESSARY)

HAZARD 7:246

(CHECK ONLY ONE ANSWER)

- 1. Invalid answer. Select another. (GO TO QUESTION 54)
- 2. Not a road hazard
- 3. Minor road hazard
- 4. Major road hazard
- 5. Don't know

55. What do you consider to be the top driving hazard in Georgia?  
(DO NOT READ LIST)

TOPHZRD 7:247-248

(CHECK ONLY ONE ANSWER)

- 1. Invalid answer. Select another. (GO TO QUESTION 55)
- 2. Careless drivers
- 3. Drunk drivers
- 4. Drivers talking on cell phones
- 5. Ice
- 6. Snow
- 7. Rain
- 8. Deer
- 9. Don't know
- 10. Other (GO TO QUESTION 56)

SKIP TO QUESTION 57

=====

56. ENTER OTHER DRIVING HAZARD.

OTHHZRD 8:1-240

---

---

---



57. In general, do you support or oppose legal deer hunting in Georgia? (READ LIST AS NECESSARY; PROMPT FOR DEGREE)

HUNTOP 8:241

(CHECK ONLY ONE ANSWER)

- 1. Invalid answer. Select another. (GO TO QUESTION 57)
- 2. Strongly support
- 3. Moderately support
- 4. Neither support nor oppose
- 5. Moderately oppose
- 6. Strongly oppose
- 7. Don't know

58. Did you hunt in Georgia in the past 2 years?

HUNTGA 8:242

(CHECK ONLY ONE ANSWER)

- 1. Invalid answer. Select another. (GO TO QUESTION 58)
- 2. Yes (GO TO QUESTION 59)
- 3. No
- 4. Don't know

SKIP TO QUESTION 60

=====

59. Did you hunt deer in Georgia in the past 2 years?

HUNTER 8:243

(CHECK ONLY ONE ANSWER)

- 1. Invalid answer. Select another. (GO TO QUESTION 59)
- 2. Yes
- 3. No
- 4. Don't know

60. Have any other members of your household hunted deer in Georgia in the past 2 years?

FAMHUNT 8:244

(CHECK ONLY ONE ANSWER)

- 1. Invalid answer. Select another. (GO TO QUESTION 60)
- 2. Yes
- 3. No
- 4. Don't know

IF (#4 = 3 AND #59 = 2) GO TO #61

SKIP TO QUESTION 86

=====

61. In the past 2 years, did you hunt deer primarily on private land or public land in Georgia?

HUNTLAND 8:245

(CHECK ONLY ONE ANSWER)

- 1. Invalid answer. Select another. (GO TO QUESTION 61)
- 2. Private land
- 3. Public land
- 4. Both about equally
- 5. Don't know

SKIP TO QUESTION 63

=====

62. YOU DID NOT USE SPACE BAR

NOSPAC07

PRESS ENTER TO TRY AGAIN

63. On which public lands did you hunt deer in Georgia over the past 2 years? (DO NOT READ LIST; CHECK ALL THAT APPLY)

PUBLND 9:1-10

(CHECK ALL THAT APPLY)

- 1. None; Didn't hunt on public land in the past 2 years
- 2. National Wildlife Refuge
- 3. Wildlife Management Area
- 4. National Forest Service Lands
- 5. National Seashore
- 6. State parks
- 7. State public fishing areas
- 8. Army Corps of Engineers lands
- 9. Military lands
- 10. Other

IF (#63 = 0) GO TO #62  
IF (#63 @ 10) GO TO #64

SKIP TO QUESTION 65

=====

64. ENTER OTHER PUBLIC HUNTING LAND.

PUBLNDST 9:11-250

---

---

---

65. How many days did you hunt deer this past season in Georgia?

DAYSHUNT 10:1-3

|\_\_|\_\_|\_\_| days

IF (#65 > 0) GO TO #66

SKIP TO QUESTION 68

=====

66. Did you harvest any deer this past season in Georgia?

HARVEST 10:4

(CHECK ONLY ONE ANSWER)

- 1. Invalid answer. Select another. (GO TO QUESTION 66)
- 2. Yes
- 3. No
- 4. Don't know

67. In what counties did you hunt deer in Georgia this past season?  
(ENTER 3-DIGIT COUNTY CODE; ALLOW UP TO 5 RESPONSES)

|\_|\_|\_| ; |\_|\_|\_| ; |\_|\_|\_| ; |\_|\_|\_| ; |\_|\_|\_|

68. What was your most important reason for hunting deer  
in Georgia in the past 2 years? (READ LIST)

HUNTRSN 10:20

(CHECK ONLY ONE ANSWER)

- |\_| 1. Invalid answer. Select another. (GO TO QUESTION 68)
- |\_| 2. For the meat
- |\_| 3. Opportunity to harvest a buck
- |\_| 4. To be with family and friends
- |\_| 5. For the sport and recreation
- |\_| 6. To be close to nature
- |\_| 7. For relaxation
- |\_| 8. Don't know
- |\_| 9. Other (GO TO QUESTION 69)

SKIP TO QUESTION 71

=====

69. ENTER OTHER REASON FOR HUNTING DEER.

OTHRSN 11:1-240

---

---

---

SKIP TO QUESTION 71

=====

70. YOU DID NOT USE SPACE BAR

NOSPAC09

PRESS ENTER TO TRY AGAIN

71. Is there anything that has reduced the quality of your deer hunting experiences in Georgia or prevented you from going deer hunting in the past 2 years? (DNR LIST; CHECK ALL THAT APPLY)

TAKAWY 12:1-17

(CHECK ALL THAT APPLY)

- 1. Nothing takes away
- 2. No time - work obligations
- 3. No time - family obligations
- 4. No time (in general)
- 5. Lack skills/lack knowledge
- 6. Too expensive/cost of equipment/cost of licenses/permits
- 7. Too crowded/too many hunters in the field
- 8. Not enough places
- 9. Season does not fit schedule/bag limits/season length
- 10. Not enough game
- 11. Poor behavior of other hunters
- 12. Complex regulations/frequent changes in regulations
- 13. Not enough large antlered bucks
- 14. No one to go with
- 15. Age/health
- 16. Don't know
- 17. Other

IF (#71 = 0) GO TO #70  
IF (#71 @ 17) GO TO #72

SKIP TO QUESTION 73

=====

72. ENTER OTHER ITEM THAT HAS REDUCED THE QUALITY OF DEER HUNTING EXPERIENCES OR PREVENTED DEER HUNTING.

TAKAWYST 13:1-240

---



---



---

73. Have you hunted deer with dogs in Georgia? If yes: Was it in the past 12 months?

DOGHUNT 13:241

(CHECK ONLY ONE ANSWER)

- 1. Invalid answer. Select another. (GO TO QUESTION 73)
- 2. Yes: in the past 12 months
- 3. Yes: but not in the past 12 months
- 4. No
- 5. Don't know

74. Do you support or oppose an increase in deer hunting license fees if you knew that the money would be used for deer management activities?

(READ SCALE AS NECESSARY; PROMPT FOR DEGREE)

DEERFEES 13:242

(CHECK ONLY ONE ANSWER)

- 1. Invalid answer. Select another. (GO TO QUESTION 74)
- 2. Strongly support
- 3. Moderately support
- 4. Neither support or oppose
- 5. Moderately oppose
- 6. Strongly oppose
- 7. Don't know

75. Do you support or oppose an increase in deer hunting license fees if you knew that the money would NOT be used for deer management activities?

(READ SCALE AS NECESSARY; PROMPT FOR DEGREE)

NOTUSED 13:243

(CHECK ONLY ONE ANSWER)

- 1. Invalid answer. Select another. (GO TO QUESTION 75)
- 2. Strongly support
- 3. Moderately support
- 4. Neither support or oppose
- 5. Moderately oppose
- 6. Strongly oppose
- 7. Don't know

76. Do you support or oppose a longer deer hunting season in Georgia? (READ SCALE AS NECESSARY; PROMPT FOR DEGREE)

LONGSEAS 13:244

(CHECK ONLY ONE ANSWER)

- 1. Invalid answer. Select another. (GO TO QUESTION 76)
- 2. Strongly support
- 3. Moderately support
- 4. Neither support or oppose
- 5. Moderately oppose
- 6. Strongly oppose
- 7. Don't know

77. Do you support or oppose extending the deer season in the northern zone of Georgia to match the southern zone?  
(READ SCALE AS NECESSARY; PROMPT FOR DEGREE)

ZONESEAS 13:245

(CHECK ONLY ONE ANSWER)

- 1. Invalid answer. Select another. (GO TO QUESTION 77)
- 2. Strongly support
- 3. Moderately support
- 4. Neither support or oppose
- 5. Moderately oppose
- 6. Strongly oppose
- 7. Don't know

78. Do you support or oppose allowing Georgia hunters to hunt DOES anytime during the deer season?  
(READ SCALE AS NECESSARY; PROMPT FOR DEGREE)

HUNTDOES 13:246

(CHECK ONLY ONE ANSWER)

- 1. Invalid answer. Select another. (GO TO QUESTION 78)
- 2. Strongly support
- 3. Moderately support
- 4. Neither support or oppose
- 5. Moderately oppose
- 6. Strongly oppose
- 7. Don't know

SKIP TO QUESTION 80

=====

79. YOU DID NOT USE SPACE BAR

NOSPAC10

PRESS ENTER TO TRY AGAIN

80. Some hunters have asked the Georgia DNR to manage the deer herd for quality deer, but not everyone agrees on what this means. What does the term quality deer management mean to you? (DO NOT READ LIST; CHECK ALL THAT APPLY)

QUAL 14:1-6

(CHECK ALL THAT APPLY)

- 1. Increased size of deer/bigger bucks
- 2. Increased number of deer
- 3. Increase in overall health of herd
- 4. Decreased number of deer
- 5. Don't know
- 6. Other

IF (#80 = 0) GO TO #79

IF (#80 @ 6) GO TO #81

SKIP TO QUESTION 82

=====

81. ENTER OTHER MEANING FOR QUALITY DEER.

QUALST 14:7-246

---

---

---

82. Management of deer populations to produce older or mature bucks, often called quality deer management, requires that young, small antlered bucks be protected and that more DOES be killed. Are you willing to give up the chance to shoot small-antlered bucks, for instance a buck with less than 8 points, and shoot more DOES in exchange for an increased chance to shoot large-antlered bucks in later years?

QDM 14:247

(CHECK ONLY ONE ANSWER)

- 1. Invalid answer. Select another. (GO TO QUESTION 82)
- 2. Willing to give up opportunity to shoot small-antlered bucks
- 3. Not willing to give up opportunity to shoot small-antlered bucks
- 4. Don't know/don't care



83. Do you support or oppose the general idea of having hunters kill DOES before they can qualify to shoot an antlered buck?  
(READ SCALE AS NECESSARY; PROMPT FOR DEGREE)

TAKEDOES 14:248

(CHECK ONLY ONE ANSWER)

- 1. Invalid answer. Select another. (GO TO QUESTION 83)
- 2. Strongly support
- 3. Moderately support
- 4. Neither support or oppose
- 5. Moderately oppose
- 6. Strongly oppose
- 7. Don't know

84. In general, are you satisfied or dissatisfied with the current deer season structure?  
(READ SCALE AS NECESSARY; PROMPT FOR DEGREE)

CRNTSEAS 14:249

(CHECK ONLY ONE ANSWER)

- 1. Invalid answer. Select another. (GO TO QUESTION 84)
- 2. Very satisfied
- 3. Somewhat satisfied
- 4. Neither satisfied nor dissatisfied
- 5. Somewhat dissatisfied
- 6. Very dissatisfied
- 7. Don't know

85. In general, are you satisfied or dissatisfied with how well the Georgia DNR incorporate hunters' wants and needs into the management of the state's deer population?  
(READ SCALE AS NECESSARY; PROMPT FOR DEGREE)

HNTRWNTS 14:250

(CHECK ONLY ONE ANSWER)

- 1. Invalid answer. Select another. (GO TO QUESTION 85)
- 2. Very satisfied
- 3. Somewhat satisfied
- 4. Neither satisfied nor dissatisfied
- 5. Somewhat dissatisfied
- 6. Very dissatisfied
- 7. Don't know

86. Do you own land in Georgia?

OWNLAND 15:1

(CHECK ONLY ONE ANSWER)

- |\_\_| 1. Invalid answer. Select another. (GO TO QUESTION 86)
- |\_\_| 2. Yes
- |\_\_| 3. No
- |\_\_| 4. Don't know

IF (#4 = 4 AND #86 = 2) GO TO #87

SKIP TO QUESTION 126

=====

87. How many acres do you own which are in one tract? If you own multiple tracts, please tell me how many acres the largest is. (ENTER ? FOR DON'T KNOW)

ACRES 15:2-6

|\_\_|\_\_|,|\_\_|\_\_|\_\_| acres

IF (#87 > 20) GO TO #88

SKIP TO QUESTION 126

=====

88. In what county is this tract located?

|\_\_|\_\_|\_\_|

SKIP TO QUESTION 90

=====

89. YOU DID NOT USE SPACE BAR

NOSPAC11

PRESS ENTER TO TRY AGAIN

2004 GADNR Deer Management Survey

Page 28

90. What is the primary use of this tract of land?  
(DO NOT READ LIST; CHECK ALL THAT APPLY)

LNDUSE 15:10-20

(CHECK ALL THAT APPLY)

- 1. Farming
- 2. Ranching
- 3. Forestry
- 4. Not being used
- 5. Residential
- 6. Investment
- 7. General recreation
- 8. Hunting
- 9. Fishing
- 10. Don't know
- 11. Other

IF (#90 = 0) GO TO #89  
IF (#90 @ 11) GO TO #91

SKIP TO QUESTION 92

=====

91. ENTER OTHER USE OF LAND.

LNDUSEST 16:1-240

---

---

---

92. Do you currently deer hunt or allow others to deer hunt on this tract of land?

ALLWHNT 16:241

(CHECK ONLY ONE ANSWER)

- 1. Invalid answer. Select another. (GO TO QUESTION 92)
- 2. Yes (GO TO QUESTION 98)
- 3. No

93. Did you ever allow deer hunting on this tract of land?

EVRALLOW 16:242

(CHECK ONLY ONE ANSWER)

- 1. Invalid answer. Select another. (GO TO QUESTION 93)
- 2. Yes (GO TO QUESTION 95)
- 3. No

SKIP TO QUESTION 100

=====

94. YOU DID NOT USE SPACE BAR

NOSPAC12

PRESS ENTER TO TRY AGAIN

95. Why have you stopped allowing deer hunting on this tract of land? (DO NOT READ LIST; CHECK ALL THAT APPLY)

WHYSTP 17:1-13

(CHECK ALL THAT APPLY)

- 1. Poor behavior of hunters
- 2. Trespassing
- 3. Concern for personal safety
- 4. Hunters being rude or not courteous
- 5. Too many people on land
- 6. Loss of privacy
- 7. Legal liability
- 8. Damage to property (other than agricultural or livestock)
- 9. Agricultural damage
- 10. Damage to livestock
- 11. Drinking alcohol
- 12. Don't know
- 13. Other

IF (#95 = 0) GO TO #94

IF (#95 @ 13) GO TO #96

SKIP TO QUESTION 100

=====

2004 GADNR Deer Management Survey

Page 30

96. ENTER OTHER REASON FOR DISALLOWING HUNTING.

WHYSTPST 18:1-240

---

---

---

SKIP TO QUESTION 100

=====

97. YOU DID NOT USE SPACE BAR

NOSPAC13

PRESS ENTER TO TRY AGAIN

98. Who, including yourself, do you currently allow to hunt deer on this tract of land? (DO NOT READ LIST; CHECK ALL THAT APPLY)

WHOALW 18:241-247

(CHECK ALL THAT APPLY)

- 1. Myself
- 2. Immediate family (spouse, children)
- 3. Other relatives
- 4. Friends and acquaintances
- 5. Others by permission
- 6. Anyone
- 7. Other

IF (#98 = 0) GO TO #97

IF (#98 @ 7) GO TO #99

SKIP TO QUESTION 100

=====

99. ENTER OTHERS CURRENTLY ALLOWED TO HUNT DEER.

WHOALWST 19:1-240

---

---

---

100. Have you experienced any problems with the behavior of hunters, who hunted deer WITHOUT dogs, legally, on this tract of land, in the past 2 years? (READ SCALE AS NECESSARY)

LGLWDHNT 19:241

(CHECK ONLY ONE ANSWER)

- 1. Invalid answer. Select another. (GO TO QUESTION 100)
- 2. Yes (GO TO QUESTION 102)
- 3. No: no problems with hunters without dogs
- 4. No: no hunters of this type have been on property
- 5. Don't know

SKIP TO QUESTION 105

=====

101. YOU DID NOT USE SPACE BAR

NOSPAC14

PRESS ENTER TO TRY AGAIN

102. What types of problems did you experience with hunters who hunted deer WITHOUT dogs, legally, on this property over the past 2 years? (DO NOT READ LIST; CHECK ALL THAT APPLY)

WODLGL 20:1-14

(CHECK ALL THAT APPLY)

- 1. Trespassing
- 2. Hunting from roads
- 3. Loss of privacy
- 4. Too many people on land/crowding
- 5. Damaging structures
- 6. Damaging fences/leaving gates open
- 7. Damaging/harassing livestock
- 8. Littering
- 9. Being unsafe
- 10. Being rude or not courteous
- 11. Threatening behavior
- 12. Violating game laws
- 13. Drinking alcohol
- 14. Other

IF (#102 = 0) GO TO #101

IF (#102 @ 14) GO TO #103

SKIP TO QUESTION 104

=====

2004 GADNR Deer Management Survey

Page 32

103. ENTER OTHER TYPE OF PROBLEM.

WODLGLST 21:1-240

\_\_\_\_\_  
\_\_\_\_\_  
\_\_\_\_\_

104. Would you describe the problems you had with those who hunted deer WITHOUT dogs, legally, on this property in the past two years as major or minor? (READ SCALE AS NECESSARY)

LGLWDPRB 21:241

(CHECK ONLY ONE ANSWER)

- 1. Invalid answer. Select another. (GO TO QUESTION 104)
- 2. Major problems
- 3. Minor problems
- 4. Don't know

105. Have you experienced any problems with the behavior of hunters, who hunted deer WITHOUT dogs, illegally, on this tract of land, in the past 2 years? (READ SCALE AS NECESSARY)

ILLWDHNT 21:242

(CHECK ONLY ONE ANSWER)

- 1. Invalid answer. Select another. (GO TO QUESTION 105)
- 2. Yes (GO TO QUESTION 107)
- 3. No: no problems with hunters without dogs
- 4. No: no hunters of this type have been on property
- 5. Don't know

SKIP TO QUESTION 110

=====

106. YOU DID NOT USE SPACE BAR

NOSPAC15

PRESS ENTER TO TRY AGAIN

107. What types of problems did you experience with hunters who hunted deer WITHOUT dogs, illegally, on this property over the past 2 years? (DO NOT READ LIST; CHECK ALL THAT APPLY)

WODILL 22:1-14

(CHECK ALL THAT APPLY)

- 1. Trespassing
- 2. Hunting from roads
- 3. Loss of privacy
- 4. Too many people on land/crowding
- 5. Damaging structures
- 6. Damaging fences/leaving gates open
- 7. Damaging/harassing livestock
- 8. Littering
- 9. Being unsafe
- 10. Being rude or not courteous
- 11. Threatening behavior
- 12. Violating game laws
- 13. Drinking alcohol
- 14. Other

IF (#107 = 0) GO TO #106  
IF (#107 @ 14) GO TO #108

SKIP TO QUESTION 109

=====

108. ENTER OTHER TYPE OF PROBLEM.

WODILLST 23:1-240

---

---

---

109. Would you describe the problems you had with those who hunted deer WITHOUT dogs, illegally, on this property in the past two years as major or minor? (READ SCALE AS NECESSARY)

ILLWDPRB 23:241

(CHECK ONLY ONE ANSWER)

- 1. Invalid answer. Select another. (GO TO QUESTION 109)
- 2. Major problems
- 3. Minor problems
- 4. Don't know



110. Have you experienced any problems with the behavior of hunters, who hunted deer WITH dogs, legally, on this tract of land, in the past 2 years? (READ SCALE AS NECESSARY)

LGLDGHNT 23:242

(CHECK ONLY ONE ANSWER)

- 1. Invalid answer. Select another. (GO TO QUESTION 110)
- 2. Yes (GO TO QUESTION 112)
- 3. No: no problems with hunters with dogs
- 4. No: no hunters of this type have been on property
- 5. Don't know

SKIP TO QUESTION 115

=====

111. YOU DID NOT USE SPACE BAR

NOSPAC16

PRESS ENTER TO TRY AGAIN

112. What types of problems did you experience with hunters who hunted deer WITH dogs, legally, on this property over the past 2 years? (DO NOT READ LIST; CHECK ALL THAT APPLY)

DGLGL 24:1-16

(CHECK ALL THAT APPLY)

- 1. Noise from dogs was disturbing
- 2. Dogs damaging fields or yard
- 3. Trespassing
- 4. Hunting from roads
- 5. Loss of privacy
- 6. Too many people on land/crowding
- 7. Damaging structures
- 8. Damaging fences/leaving gates open
- 9. Damaging/harassing livestock
- 10. Littering
- 11. Being unsafe
- 12. Being rude or not courteous
- 13. Threatening behavior
- 14. Violating game laws
- 15. Drinking alcohol
- 16. Other

IF (#112 = 0) GO TO #111

IF (#112 @ 16) GO TO #113

SKIP TO QUESTION 114

=====

113. ENTER OTHER TYPE OF PROBLEM.

DGLGLST 25:1-240

\_\_\_\_\_  
\_\_\_\_\_  
\_\_\_\_\_

114. Would you describe the problems you had with those who hunted deer WITH dogs, legally, on this property in the past two years as major or minor? (READ SCALE AS NECESSARY)

LGLDGPRB 25:241

(CHECK ONLY ONE ANSWER)

- 1. Invalid answer. Select another. (GO TO QUESTION 114)
- 2. Major problems
- 3. Minor problems
- 4. Don't know

115. Have you experienced any problems with the behavior of hunters, who hunted deer WITH dogs, illegally, on this tract of land, in the past 2 years? (READ SCALE AS NECESSARY)

ILLDGHNT 25:242

(CHECK ONLY ONE ANSWER)

- 1. Invalid answer. Select another. (GO TO QUESTION 115)
- 2. Yes (GO TO QUESTION 117)
- 3. No: no problems with hunters with dogs
- 4. No: no hunters of this type have been on property
- 5. Don't know

SKIP TO QUESTION 120

=====

116. YOU DID NOT USE SPACE BAR

NOSPAC17

PRESS ENTER TO TRY AGAIN

117. What types of problems did you experience with hunters who hunted deer WITH dogs, illegally, on this property over the past 2 years? (DO NOT READ LIST; CHECK ALL THAT APPLY)

DGILL 26:1-16

(CHECK ALL THAT APPLY)

- 1. Noise from dogs was disturbing
- 2. Dogs damaging fields or yard
- 3. Trespassing
- 4. Hunting from roads
- 5. Loss of privacy
- 6. Too many people on land/crowding
- 7. Damaging structures
- 8. Damaging fences/leaving gates open
- 9. Damaging/harassing livestock
- 10. Littering
- 11. Being unsafe
- 12. Being rude or not courteous
- 13. Threatening behavior
- 14. Violating game laws
- 15. Drinking alcohol
- 16. Other

IF (#117 = 0) GO TO #116  
IF (#117 @ 16) GO TO #118

SKIP TO QUESTION 119

=====

118. ENTER OTHER TYPE OF PROBLEM.

DGILLST 27:1-240

---

---

---

119. Would you describe the problems you had with those who hunted deer WITH dogs, illegally, on this property in the past two years as major or minor? (READ SCALE AS NECESSARY)

ILLDGPRB 27:241

(CHECK ONLY ONE ANSWER)

- 1. Invalid answer. Select another. (GO TO QUESTION 119)
- 2. Major problems
- 3. Minor problems
- 4. Don't know

120. During the past year, did you charge a fee for deer hunting on your land?

FEEHUNT 27:242

(CHECK ONLY ONE ANSWER)

- 1. Invalid answer. Select another. (GO TO QUESTION 120)
- 2. Yes
- 3. No
- 4. Didn't allow hunting on land last year
- 5. Don't know

121. Would you say legal liability is a major concern, a minor concern, or not a concern when considering allowing access to your land for deer hunting? (READ SCALE AS NECESSARY)

LGLLIAB 27:243

(CHECK ONLY ONE ANSWER)

- 1. Invalid answer. Select another. (GO TO QUESTION 121)
- 2. Major concern
- 3. Minor concern
- 4. Not a concern
- 5. Don't know

122. Now I'm going to read you a list of statements and I would like to know if you agree or disagree with each. First, I would allow more deer hunting opportunities on my land, but I'm worried about excessive state or federal government intrusion. Do you agree or disagree with this statement? (READ SCALE AS NECESSARY; PROMPT FOR DEGREE)

INTRUDE 27:244

(CHECK ONLY ONE ANSWER)

- 1. Invalid answer. Select another. (GO TO QUESTION 122)
- 2. Strongly agree
- 3. Moderately agree
- 4. Neither agree nor disagree
- 5. Moderately disagree
- 6. Strongly disagree
- 7. Don't know

123. If I did not have to worry about legal liability issues, I would be very likely to allow more deer hunting opportunities on my land. Do you agree or disagree with this statement?  
(READ SCALE AS NECESSARY; PROMPT FOR DEGREE)

NOWORRY 27:245

(CHECK ONLY ONE ANSWER)

- 1. Invalid answer. Select another. (GO TO QUESTION 123)
- 2. Strongly agree
- 3. Moderately agree
- 4. Neither agree nor disagree
- 5. Moderately disagree
- 6. Strongly disagree
- 7. Don't know

124. If I could receive financial benefits such as tax breaks or cash payments, I would be very likely to allow more deer hunting opportunities on my land. Do you agree or disagree with this statement?  
(READ SCALE AS NECESSARY; PROMPT FOR DEGREE)

PAYMENTS 27:246

(CHECK ONLY ONE ANSWER)

- 1. Invalid answer. Select another. (GO TO QUESTION 124)
- 2. Strongly agree
- 3. Moderately agree
- 4. Neither agree nor disagree
- 5. Moderately disagree
- 6. Strongly disagree
- 7. Don't know

125. In general, how well does the Georgia DNR incorporate landowners' wants and needs into the management of the state's deer population? Would you say they do an excellent, good, fair, or poor job?  
(READ SCALE AS NECESSARY)

LANDWNTS 27:247

(CHECK ONLY ONE ANSWER)

- 1. Invalid answer. Select another. (GO TO QUESTION 125)
- 2. Excellent
- 3. Good
- 4. Fair
- 5. Poor
- 6. Don't know

126. The Georgia DNR considers many factors when making decisions about game management in Georgia. I'm going to read some of these factors and I'd like to know if you think each should be an important or unimportant consideration.

How important or unimportant should SCIENTIFIC INFORMATION such as hunter kills, population survey data, and population modeling be in making decisions about deer management?  
(READ SCALE AS NECESSARY; PROMPT FOR DEGREE)

BIOINFO 27:248

(CHECK ONLY ONE ANSWER)

- 1. Invalid answer. Select another. (GO TO QUESTION 126)
- 2. Very important
- 3. Somewhat important
- 4. Neither important nor unimportant
- 5. Somewhat unimportant
- 6. Very unimportant
- 7. Don't know

127. How important or unimportant should the PROFESSIONAL JUDGEMENT OF GEORGIA DNR BIOLOGISTS be in making decisions about deer management? (READ SCALE AS NECESSARY; PROMPT FOR DEGREE)

BIOJUDGE 27:249

(CHECK ONLY ONE ANSWER)

- 1. Invalid answer. Select another. (GO TO QUESTION 127)
- 2. Very important
- 3. Somewhat important
- 4. Neither important nor unimportant
- 5. Somewhat unimportant
- 6. Very unimportant
- 7. Don't know

128. How important or unimportant should the ECONOMIC IMPACT OF HUNTING in Georgia be in making decisions about deer management? (READ SCALE AS NECESSARY; PROMPT FOR DEGREE)

ECOINFO 27:250

(CHECK ONLY ONE ANSWER)

- 1. Invalid answer. Select another. (GO TO QUESTION 128)
- 2. Very important
- 3. Somewhat important
- 4. Neither important nor unimportant
- 5. Somewhat unimportant
- 6. Very unimportant
- 7. Don't know

129. How important or unimportant should SOCIAL CONCERNS (public values) be in making decisions about deer management in Georgia? (READ SCALE AS NECESSARY; PROMPT FOR DEGREE)

SOCINFO 28:1

(CHECK ONLY ONE ANSWER)

- 1. Invalid answer. Select another. (GO TO QUESTION 129)
- 2. Very important
- 3. Somewhat important
- 4. Neither important nor unimportant
- 5. Somewhat unimportant
- 6. Very unimportant
- 7. Don't know

130. How important or unimportant should POLITICAL CONCERNS be in making decisions about deer management in Georgia? (READ SCALE AS NECESSARY; PROMPT FOR DEGREE)

POLITCON 28:2

(CHECK ONLY ONE ANSWER)

- 1. Invalid answer. Select another. (GO TO QUESTION 130)
- 2. Very important
- 3. Somewhat important
- 4. Neither important nor unimportant
- 5. Somewhat unimportant
- 6. Very unimportant
- 7. Don't know

131. In general, do you support or oppose hunting as a way to manage deer populations? (READ SCALE AS NECESSARY; PROMPT FOR DEGREE)

HUNTMGMT 28:3

(CHECK ONLY ONE ANSWER)

- 1. Invalid answer. Select another. (GO TO QUESTION 131)
- 2. Strongly support
- 3. Moderately support
- 4. Neither support or oppose
- 5. Moderately oppose
- 6. Strongly oppose
- 7. Don't know

132. Deer may be hunted with dogs only during authorized seasons and localities. Additionally, deer may be hunted with dogs only on properties of at least 1000 contiguous acres that are properly permitted by the GA DNR. In general, do you support or oppose Georgia hunters using dogs to hunt deer?  
(READ SCALE AS NECESSARY; PROMPT FOR DEGREE)

DOGHUNTS 28:4

(CHECK ONLY ONE ANSWER)

- 1. Invalid answer. Select another. (GO TO QUESTION 132)
- 2. Strongly support (GO TO QUESTION 134)
- 3. Moderately support (GO TO QUESTION 134)
- 4. Neither support or oppose
- 5. Moderately oppose (GO TO QUESTION 137)
- 6. Strongly oppose (GO TO QUESTION 137)
- 7. Don't know

SKIP TO QUESTION 139

=====

133. YOU DID NOT USE SPACE BAR

NOSPAC18

PRESS ENTER TO TRY AGAIN

134. What is your main reason for supporting hunting deer with dogs? (DO NOT READ LIST; CHECK ALL THAT APPLY)

SUPDOG 28:5-11

(CHECK ALL THAT APPLY)

- 1. Tradition/we have always done it
- 2. Increase hunter's chance of harvest
- 3. Like to work with dogs
- 4. We have too many deer
- 5. Doesn't matter how they are hunted
- 6. Don't know
- 7. Other

IF (#134 = 0) GO TO #133

IF (#134 @ 7) GO TO #135

SKIP TO QUESTION 139

=====



2004 GADNR Deer Management Survey

Page 42

135. ENTER OTHER REASON FOR SUPPORTING HUNTING DEER WITH DOGS.

SUPDOGST 29:1-240

---

---

---

SKIP TO QUESTION 139

=====

136. YOU DID NOT USE SPACE BAR

NOSPAC19

PRESS ENTER TO TRY AGAIN

137. What is your main reason for opposing hunting deer with dogs? (DO NOT READ LIST; CHECK ALL THAT APPLY)

OPDOG 29:241-249

(CHECK ALL THAT APPLY)

- 1. Not fair chance for deer
- 2. Inhumane to deer
- 3. Inhumane to dogs
- 4. Dogs may get deer that aren't legal
- 5. Dogs increase chance for trespass
- 6. Dangerous to have loose dogs around
- 7. Opposed to all hunting
- 8. Don't know
- 9. Other

IF (#137 = 0) GO TO #136

IF (#137 @ 9) GO TO #138

SKIP TO QUESTION 139

=====

138. ENTER OTHER REASON FOR OPPOSING HUNTING DEER WITH DOGS.

OPDOGST 30:1-240

---

---

---

139. Do you support or oppose having one statewide season for deer with no deer zones? (READ SCALE AS NECESSARY; PROMPT FOR DEGREE)

NOZONES 30:241

(CHECK ONLY ONE ANSWER)

- 1. Invalid answer. Select another. (GO TO QUESTION 139)
- 2. Strongly support
- 3. Moderately support
- 4. Neither support or oppose
- 5. Moderately oppose
- 6. Strongly oppose
- 7. Don't know

140. Do you support or oppose controlling deer in urban and suburban areas? (READ SCALE AS NECESSARY; PROMPT FOR DEGREE)

CONTROL 30:242

(CHECK ONLY ONE ANSWER)

- 1. Invalid answer. Select another. (GO TO QUESTION 140)
- 2. Strongly support
- 3. Moderately support
- 4. Neither support or oppose
- 5. Moderately oppose
- 6. Strongly oppose
- 7. Don't know

SKIP TO QUESTION 142

=====

141. YOU DID NOT USE SPACE BAR

NOSPAC20

PRESS ENTER TO TRY AGAIN

142. How do you think deer should be controlled in urban and suburban areas? (DO NOT READ LIST; CHECK ALL THAT APPLY)

CNTRL 30:243-250

(CHECK ALL THAT APPLY)

- 1. Should not be controlled at all/Natural factors
- 2. Hunting
- 3. Archery hunting only
- 4. Professionals or sharpshooters
- 5. Biological birth control
- 6. Trapping and relocation
- 7. Don't know
- 8. Other

IF (#142 = 0) GO TO #141

IF (#142 @ 8) GO TO #143

SKIP TO QUESTION 144

=====

143. ENTER OTHER WAY TO CONTROL DEER IN URBAN AND SUBURBAN AREAS.

CNTRLST 31:1-240

---

---

---

144. Do you support or oppose the use of professionals or sharpshooters to control deer in urban and suburban environments? (READ SCALE AS NECESSARY; PROMPT FOR DEGREE)

PROS 31:241

(CHECK ONLY ONE ANSWER)

- 1. Invalid answer. Select another. (GO TO QUESTION 144)
- 2. Strongly support
- 3. Moderately support
- 4. Neither support or oppose
- 5. Moderately oppose
- 6. Strongly oppose
- 7. Don't know

145. Do you support or oppose the use of regulated archery hunting to control deer in urban and suburban environments?  
(READ SCALE AS NECESSARY; PROMPT FOR DEGREE)

BOWHUNT 31:242

(CHECK ONLY ONE ANSWER)

- 1. Invalid answer. Select another. (GO TO QUESTION 145)
- 2. Strongly support
- 3. Moderately support
- 4. Neither support or oppose
- 5. Moderately oppose
- 6. Strongly oppose
- 7. Don't know

146. Do you support or oppose the use of regulated hunting to control deer in Parks or on other recreation lands that traditionally have been closed to deer hunting?  
(READ SCALE AS NECESSARY; PROMPT FOR DEGREE)

HUNTPARK 31:243

(CHECK ONLY ONE ANSWER)

- 1. Invalid answer. Select another. (GO TO QUESTION 146)
- 2. Strongly support
- 3. Moderately support
- 4. Neither support or oppose
- 5. Moderately oppose
- 6. Strongly oppose
- 7. Don't know

147. Do you support or oppose the use of professionals or sharpshooters to control deer on Parks or other recreation lands that traditionally have been closed to deer hunting?  
(READ SCALE AS NECESSARY; PROMPT FOR DEGREE)

PROPARK 31:244

(CHECK ONLY ONE ANSWER)

- 1. Invalid answer. Select another. (GO TO QUESTION 147)
- 2. Strongly support
- 3. Moderately support
- 4. Neither support or oppose
- 5. Moderately oppose
- 6. Strongly oppose
- 7. Don't know

148. Do you think it should be legal or not legal to hunt white-tailed deer or other large animals inside an area fenced so that it restricts animal movements?  
(READ SCALE AS NECESSARY; PROMPT FOR DEGREE)

FENCED 31:245

(CHECK ONLY ONE ANSWER)

- 1. Invalid answer. Select another. (GO TO QUESTION 148)
- 2. Legal
- 3. Not legal
- 4. Don't know

149. Would you support or oppose hunting of white-tailed deer inside enclosed fenced areas if allowing it generated economic activity for rural Georgia?  
(READ SCALE AS NECESSARY; PROMPT FOR DEGREE)

ECOFENCE 31:246

(CHECK ONLY ONE ANSWER)

- 1. Invalid answer. Select another. (GO TO QUESTION 149)
- 2. Strongly support
- 3. Moderately support
- 4. Neither support or oppose
- 5. Moderately oppose
- 6. Strongly oppose
- 7. Don't know

150. Do you think it should be legal or not legal to hunt non-native, exotic deer (not white-tailed deer) inside enclosed fenced areas?  
(READ SCALE AS NECESSARY; PROMPT FOR DEGREE)

EXOTIC 31:247

(CHECK ONLY ONE ANSWER)

- 1. Invalid answer. Select another. (GO TO QUESTION 150)
- 2. Legal
- 3. Not legal
- 4. Don't know

151. Would you support or oppose hunting of non-native, exotic deer (not white-tailed deer) inside enclosed fenced areas if allowing it generated economic activity for rural Georgia?  
(READ SCALE AS NECESSARY; PROMPT FOR DEGREE)

ECOEXO 31:248

(CHECK ONLY ONE ANSWER)

- 1. Invalid answer. Select another. (GO TO QUESTION 151)
- 2. Strongly support
- 3. Moderately support
- 4. Neither support or oppose
- 5. Moderately oppose
- 6. Strongly oppose
- 7. Don't know

152. If it was legal, what do you think should be the minimum acreage to hunt non-native, exotic deer (not white-tailed deer) inside enclosed fence areas?

EXACRES 32:1-5

|\_|\_|,|\_|\_|\_| acres

LOWEST VALUE = 1

153. Do you think it should be legal or not legal to hunt white-tailed deer by attracting them using bait like corn as an attractant (Not a planted food plot)?

BAIT 32:6

(CHECK ONLY ONE ANSWER)

- 1. Invalid answer. Select another. (GO TO QUESTION 153)
- 2. Legal (GO TO QUESTION 155)
- 3. Not legal (GO TO QUESTION 158)
- 4. Don't know

SKIP TO QUESTION 160

=====

154. YOU DID NOT USE SPACE BAR

NOSPAC21

PRESS ENTER TO TRY AGAIN

2004 GADNR Deer Management Survey

Page 48

155. What is your main reason for supporting hunting deer over bait? (DO NOT READ LIST; CHECK ALL THAT APPLY)

SUPBAT 32:7-14

(CHECK ALL THAT APPLY)

- 1. Tradition/we have always done it
- 2. Increase hunter's chance of harvest
- 3. Helps with quality deer management (can take old DOES)
- 4. Doesn't matter how they are hunted
- 5. Feeding is beneficial to deer herd's health
- 6. Allows hunters to better control deer populations
- 7. Don't know
- 8. Other

IF (#155 = 0) GO TO #154

IF (#155 @ 8) GO TO #156

SKIP TO QUESTION 160

=====

156. ENTER OTHER REASON FOR SUPPORTING HUNTING DEER OVER BAIT.

SUPBATST 33:1-240

---

---

---

SKIP TO QUESTION 160

=====

157. YOU DID NOT USE SPACE BAR

NOSPAC22

PRESS ENTER TO TRY AGAIN

158. What is the main reason for opposing hunting deer over bait?  
(DO NOT READ LIST; CHECK ALL THAT APPLY)

OPBAT 33:241-247

(CHECK ALL THAT APPLY)

- 1. Not fair chance for deer
- 2. Unethical to trick deer
- 3. Not good to feed deer
- 4. Opposed to all hunting
- 5. Hunters will kill too many deer over bait
- 6. Don't know
- 7. Other

IF (#158 = 0) GO TO #157

IF (#158 @ 7) GO TO #159

SKIP TO QUESTION 160

=====

159. ENTER OTHER OPPOSING HUNTING DEER OVER BAIT.

OPBATST 34:1-240

---

---

---

160. Would you support or oppose allowing hunting deer directly over bait if it was part of a year-round feeding program?  
(READ SCALE AS NECESSARY; PROMPT FOR DEGREE)

YEARRND 34:241

(CHECK ONLY ONE ANSWER)

- 1. Invalid answer. Select another. (GO TO QUESTION 160)
- 2. Strongly support
- 3. Moderately support
- 4. Neither support or oppose
- 5. Moderately oppose
- 6. Strongly oppose
- 7. Don't know



161. Do you support or oppose management for large-antlered deer?  
(READ SCALE AS NECESSARY; PROMPT FOR DEGREE)

LARGDEER 34:242

(CHECK ONLY ONE ANSWER)

- 1. Invalid answer. Select another. (GO TO QUESTION 161)
- 2. Strongly support
- 3. Moderately support
- 4. Neither support or oppose
- 5. Moderately oppose
- 6. Strongly oppose
- 7. Don't know

162. Do you think the Georgia DNR should provide more, the same,  
or less assistance to private landowners to manage deer?  
(READ SCALE AS NECESSARY; PROMPT FOR DEGREE)

ASSIST 34:243

(CHECK ONLY ONE ANSWER)

- 1. Invalid answer. Select another. (GO TO QUESTION 162)
- 2. Much more (GO TO QUESTION 164)
- 3. Somewhat more (GO TO QUESTION 164)
- 4. The same
- 5. Somewhat less
- 6. Much less
- 7. Don't know

SKIP TO QUESTION 166

=====

163. YOU DID NOT USE SPACE BAR

NOSPAC23

PRESS ENTER TO TRY AGAIN

164. In what ways would you like the Georgia DNR to provide more assistance to private landowners managing deer?  
(DO NOT READ LIST; CHECK ALL THAT APPLY)

WHTWAY 34:244-250

(CHECK ALL THAT APPLY)

- 1. Deer depredation permits
- 2. Technical assistance
- 3. Developing habitat for deer
- 4. Law enforcement efforts
- 5. Deer deterrents (electric fencing, etc.)
- 6. Don't know
- 7. Other

IF (#164 = 0) GO TO #163  
IF (#164 @ 7) GO TO #165

SKIP TO QUESTION 166

=====

165. ENTER OTHER FORM OF ASSISTANCE FOR LANDOWNERS.

WHTWAYST 35:1-240

---

---

---

166. Do you agree or disagree that local municipalities that pass firearms ordinances, thereby preventing deer hunting, should be required to mitigate deer damage?  
(READ SCALE AS NECESSARY; PROMPT FOR DEGREE)

GUNLAWS 35:241

(CHECK ONLY ONE ANSWER)

- 1. Invalid answer. Select another. (GO TO QUESTION 166)
- 2. Strongly agree
- 3. Moderately agree
- 4. Neither agree nor disagree
- 5. Moderately disagree
- 6. Strongly disagree
- 7. Don't know

167. Do you support or oppose allowing hunters who use muzzleloading firearms to use magnifying scopes?  
(READ SCALE AS NECESSARY; PROMPT FOR DEGREE)

SCOPES 35:242

(CHECK ONLY ONE ANSWER)

- 1. Invalid answer. Select another. (GO TO QUESTION 167)
- 2. Strongly support
- 3. Moderately support
- 4. Neither support or oppose
- 5. Moderately oppose
- 6. Strongly oppose
- 7. Don't know

SKIP TO QUESTION 169

=====

168. YOU DID NOT USE SPACE BAR

NOSPAC24

PRESS ENTER TO TRY AGAIN

169. What is the best way to provide you with information about deer in Georgia? We are not sending out information at this time; we are just measuring interest.  
(DO NOT READ LIST; CHECK ALL THAT APPLY)

GETINF 36:1-13

(CHECK ALL THAT APPLY)

- 1. Direct mail
- 2. Newspaper
- 3. TV
- 4. Magazines
- 5. Radio
- 6. Brochures or pamphlets
- 7. Georgia Hunting Seasons and Regulations
- 8. Georgia DNR offices
- 9. Georgia DNR website
- 10. Website other than GA DNR website
- 11. Email
- 12. Don't know
- 13. Other

IF (#169 = 0) GO TO #168

IF (#169 @ 13) GO TO #170

SKIP TO QUESTION 171

=====

2004 GADNR Deer Management Survey

Page 53

170. ENTER OTHER WAY TO PROVIDE INFORMATION ABOUT DEER.

GETINFST 37:1-240

---

---

---

171. Now I just have a few final background questions to help us analyze the results.

DEMO

PRESS ENTER TO CONTINUE.

172. Do you consider your place of residence to be in a large city or urban area, a suburban area, a small city or town, or a rural area?

RESIDE 37:241

(CHECK ONLY ONE ANSWER)

- 1. Invalid answer. Select another. (GO TO QUESTION 172)
- 2. Large city or urban area
- 3. Suburban area
- 4. Small city or town
- 5. Rural area
- 6. DNR: Refused

173. What is the highest grade level you have completed?

(READ SCALE AS NECESSARY)

LEVED 37:242

(CHECK ONLY ONE ANSWER)

- 1. Invalid answer. Select another. (GO TO QUESTION 173)
- 2. Grades 1 through 12, but no high school diploma
- 3. High school graduate or equivalent
- 4. Some college, trade, or business school
- 5. College graduate
- 6. Graduate or professional degree
- 7. Don't know
- 8. DNR: Refused

174. And finally, may I ask your age?

(ENTER ? FOR DON'T KNOW; ENTER 888 FOR REFUSED)

AGE 37:243-245

|\_|\_|\_|\_|

LOWEST VALUE = 1

2004 GADNR Deer Management Survey

Page 54

175. That's the end of the questionnaire, thank you very much  
for your time and cooperation!  
(ENTER ANY ADDITIONAL COMMENTS; IN FIRST PERSON; 240 CHARACTERS)

END 38:1-249

\_\_\_\_\_  
\_\_\_\_\_  
\_\_\_\_\_

SKIP TO QUESTION 177

=====

176. YOU HAVE INDICATED A TERMINATED  
INTERVIEW, IS THIS CORRECT?

TM 38:250

(CHECK ONLY ONE ANSWER)

- 1. Invalid answer. Select another. (GO TO QUESTION 176)
- 2. Yes, save as a terminated interview (GO TO QUESTION 177)
- 3. No, take me back to the survey (GO TO QUESTION 6)
- 4. No, I'd like to exit the survey

SKIP TO QUESTION 185

=====

177. OBSERVE AND RECORD RESPONDENT'S GENDER.

GENDER 39:1

(CHECK ONLY ONE ANSWER)

- 1. Invalid answer. Select another. (GO TO QUESTION 177)
- 2. Don't know
- 3. Male
- 4. Female

178. ENTER 3-DIGIT COUNTY CODE

COUNTY 39:2-4

|\_|\_|\_|

179. ENTER REGION FROM CALLSHEET

REGION 39:5

(CHECK ONLY ONE ANSWER)

- 1. Invalid answer. Select another. (GO TO QUESTION 179)
- 2. North
- 3. South

2004 GADNR Deer Management Survey

Page 55

180. ENTER CASE NUMBER FROM CALLSHEET.

CASENO 39:6-9

|\_|\_|\_|\_|

181. TIME INTERVIEW WAS COMPLETED.

ENDTIME 39:10-14

|\_|\_|\_|\_|

182. Please enter your initials in LOWERCASE ONLY!

INTVPRINT 39:15-17

|\_|\_|\_|

183. Enter the area code and telephone number dialed.

TELEPHON 39:18-27

|\_|\_|\_|-|\_|\_|\_|-|\_|\_|\_|\_|

LOWEST VALUE = 1

184. DETERMINES RESULT CODE FOR CALL

RESULT 39:28-29

(CHECK ONLY ONE ANSWER)

- |\_| 1. Completed survey
- |\_| 2. Call back
- |\_| 3. Answering machine/No answer/Busy signal
- |\_| 4. Refusal
- |\_| 5. Not eligible
- |\_| 6. Disconnected/Nonworking number
- |\_| 7. Business/Government office
- |\_| 8. Deaf/Language Barrier
- |\_| 9. Bad number (missing digit, begins with zero, etc.)
- |\_| 10. Terminated interview

COMPUTE IF (#176 = 2) 10

COMPUTE #3

185. SAVE ALL INTERVIEWS, UNLESS  
THIS IS A PRACTICE INTERVIEW!

FINISH 39:30

(CHECK ONLY ONE ANSWER)

- |\_| 1. Save answers (GO TO QUESTION 187)
- |\_| 2. Erase answers
- |\_| 3. Review answers (GO TO QUESTION 6)

2004 GADNR Deer Management Survey

Page 56

186. ARE YOU SURE YOU WANT TO ERASE THIS INTERVIEW?  
ONLY ERASE IF THIS IS A PRACTICE INTERVIEW!!!

MAKESURE 39:31

(CHECK ONLY ONE ANSWER)

1. No, do not erase the answers (GO TO QUESTION 185)  
 2. Yes, erase this interview, it is only practice

187. Date call was made

INTVDATE 39:32-39

|\_|\_|\_|\_|\_|-|\_|\_|\_|\_|-|\_|\_|\_|\_|  
Year Month Day

SAVE IF (#185 = 1)