










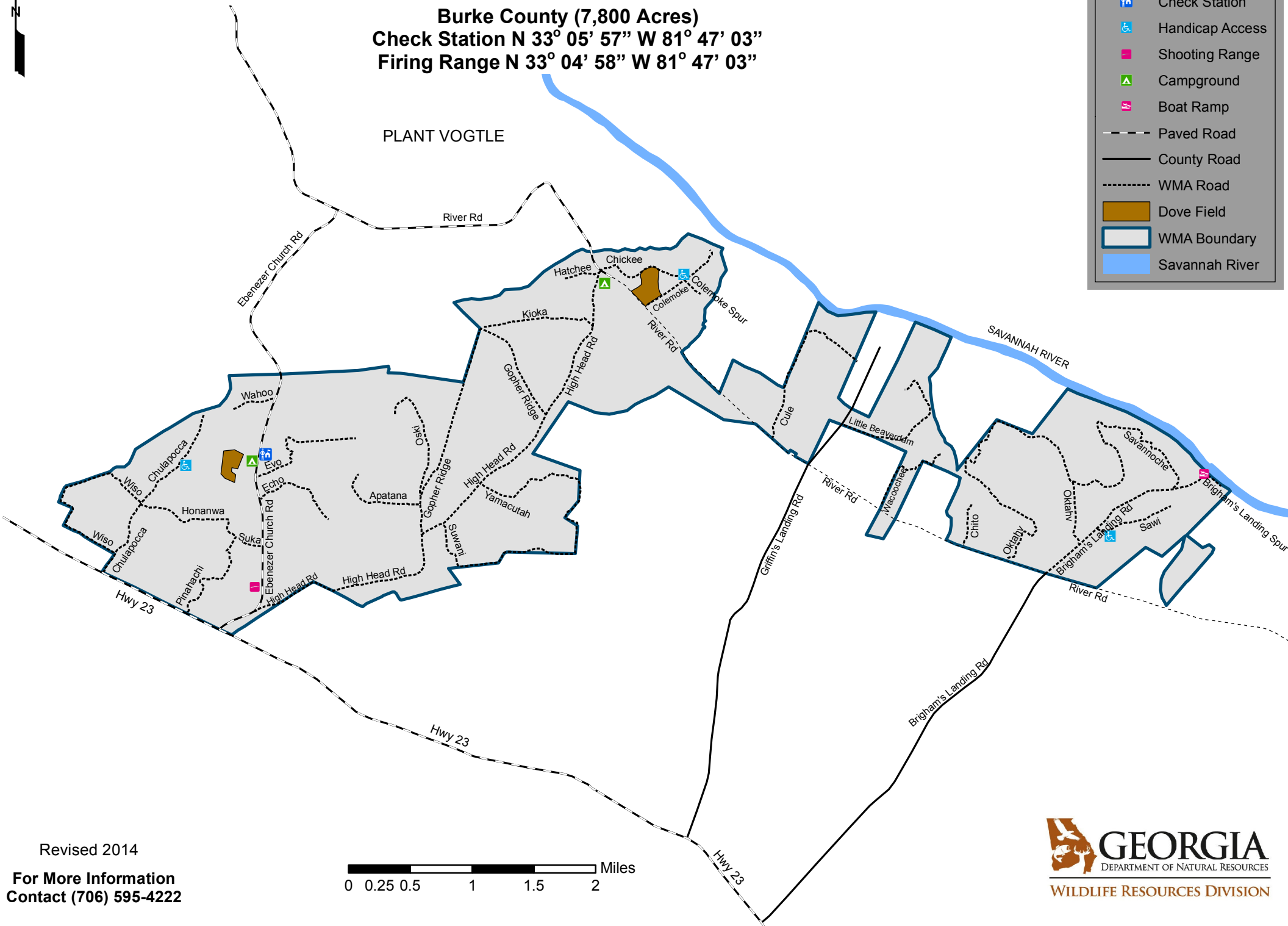


YUCHI WILDLIFE MANAGEMENT AREA


Burke County (7,800 Acres)
 Check Station N 33° 05' 57" W 81° 47' 03"
 Firing Range N 33° 04' 58" W 81° 47' 03"

Legend

-  Check Station
-  Handicap Access
-  Shooting Range
-  Campground
-  Boat Ramp
-  Paved Road
-  County Road
-  WMA Road
-  Dove Field
-  WMA Boundary
-  Savannah River



Revised 2014



For More Information
 Contact (706) 595-4222