


Georgia B.A.S.S. Chapter Federation

2001

Tournament Creel Report



Submitted by

**Carl Quertermus, Ph.D.
State University of West Georgia**

GBCF Tournament Report - 2001

In 2001, 101 bass clubs, affiliated with the Georgia B.A.S.S. Chapter Federation (GBCF), submitted results from 1095 tournaments. Several of these tournaments were not analyzed because they involved less than six anglers or lasted less than five hours. Data from 809 tournaments on 14 Georgia reservoirs and two rivers were analyzed for this report. The data from tournaments at Alabama reservoirs were sent to the Alabama Department of Conservation and Natural Resources and became part of their annual tournament data analysis.

Fishing success at Georgia reservoirs and rivers are compared on the attached table and figures. Bass anglers spent 116,153 hours of effort during the 809 tournaments. The weighed-in catch rate was 0.219 bass / angler hour. This is slightly better than in 2000 (0.208) and is similar to the 0.222 weighed-in bass / angler hour for Alabama reservoirs during 2001 (Alabama Department of Conservation and Natural Resources). The highest catch rate was at Sinclair (0.291). Sinclair also had the lowest percent of unsuccessful anglers (17.8%) and the highest percent of anglers with five or more bass (22.2%). The greatest average bass weight was at West Point (for tournaments with a 16-inch size limit). Seminole had the greatest average bass weight for lakes with a 12-inch limit. The average largest bass weight was greatest at W.F. George (4.56 lbs) and Seminole (4.57 lbs). The lowest weighed-in catch rate for 2001 was 0.099; this occurred at Blackshear. Fifty two percent of the anglers were unsuccessful at Blackshear tournaments.

The tournament results at West Point and W. F. George were analyzed in two groups, tournaments with a 14-inch (WG1) or 16-inch (WP1) length limit for all black bass species and tournaments with a 14-inch (WG2) or 16-inch (WP2) length limit on largemouth bass and a 12-inch limit for other black bass species. Spotted bass and some shoal bass comprised 73.9% of the weighed-in catch for WP2 tournaments and 27.8% for WG2 tournaments. Only six of the 62 tournaments at West Point were conducted with a 16-inch size limit for all black bass, and only five tournaments at WFG were conducted with a 12-inch limit on spotted bass and shoal bass.

The reservoir abbreviations on the attached figures are AL (Allatoona), BF (Bartlett's Ferry), BS (Blackshear), CA (Carters), CH (Clarks Hill), HW (Hartwell), JA (Jackson), LA (Lanier), OC (Oconee), RU (R. B. Russell), SE (Seminole), SI (Sinclair), WG1 (W. F. George, 14-inch length limit for all black bass), WP1 (West Point, 16-inch length limit for all black bass), WG2 (W. F. George, 14-inch length limit for largemouth bass and 12-inch length limit for other black bass), and WP2 (West Point, 16-inch length limit for largemouth bass and 12-inch length limit for other black bass).

GBCF TOURNAMENT RESULTS FOR GEORGIA RESERVOIRS AND RIVERS - 2001

Reservoir or River	Number of Tournaments Analyzed	Number of Angler Hours	Bass Weighed-in /Angler Hour	Lbs. Weighed-in/Angler Hour	Percent Anglers with Five or More Bass	Percent Anglers with Zero Bass	Percent Anglers with Only One Bass	Average Largest Bass (lbs.)	Average Bass Weight (lbs.)	Average Winning Weight (lbs.)	Percent Bass as Largemouth
<i>Allatoona</i>	24	3375	0.249	0.321	19.2	19.4	18.3	3.06	1.28	7.41	14.4
<i>Bartlett's Ferry</i>	34	4876	0.219	0.287	10.3	23.6	20.6	3.30	1.27	7.09	62.3
<i>Blackshear</i> ^a	16	2409	0.099	0.203	2.4	52.2	21.5	4.46	2.07	7.57	100.0
<i>Carters</i>	11	1024	0.144	0.251	3.2	41.5	26.4	3.58	1.67	7.07	23.6
<i>Clarks Hill</i>	150	20654	0.259	0.426	20.6	19.7	19.6	4.21	1.68	10.69	98.9
<i>Hartwell</i>	60	10702	0.242	0.373	17.7	18.8	19.9	3.55	1.51	10.71	91.0
<i>Jackson</i>	50	6428	0.164	0.226	8.9	40.8	22.1	3.51	1.37	6.67	74.9
<i>Lanier</i> ^a	57	7253	0.156	0.279	7.3	41.7	24.4	3.31	1.80	8.05	17.5
<i>Oconee</i> ^a	73	11106	0.188	0.362	11.0	32.0	19.6	3.68	1.93	9.83	100.0
<i>R. B. Russell</i>	43	6634	0.245	0.387	18.6	21.6	22.5	3.32	1.53	10.76	89.5
<i>Seminole</i>	38	4668	0.211	0.359	9.6	23.8	31.9	4.57	1.74	9.99	100.0
<i>Sinclair</i>	81	10967	0.291	0.435	22.2	17.8	20.6	4.20	1.48	9.83	96.6
<i>W. F. George</i> ^a	44	8386	0.143	0.303	6.3	33.2	24.2	4.56	2.18	10.86	95.6
<i>W. F. George</i> ^c	5	1111	0.146	0.272	7.9	22.0	32.3	3.96	1.78	9.66	73.2
<i>West Point</i> ^b	6	856	0.100	0.218	0.0	44.4	30.7	4.12	2.28	7.59	100.0
<i>West Point</i> ^d	56	8005	0.232	0.346	14.6	24.2	21.2	3.89	1.50	8.85	26.1
<i>Altamaha River</i>	29	3825	0.236	0.319	17.3	33.3	23.7	3.28	1.36	7.63	100.0
<i>Savannah River</i>	32	3874	0.210	0.291	13.3	31.1	23.3	3.60	1.36	7.05	100.0
Total	809	116153	0.219	0.350	14.5	27.0	21.6	3.85	1.63	9.30	83.8

^a 14-inch size limit.

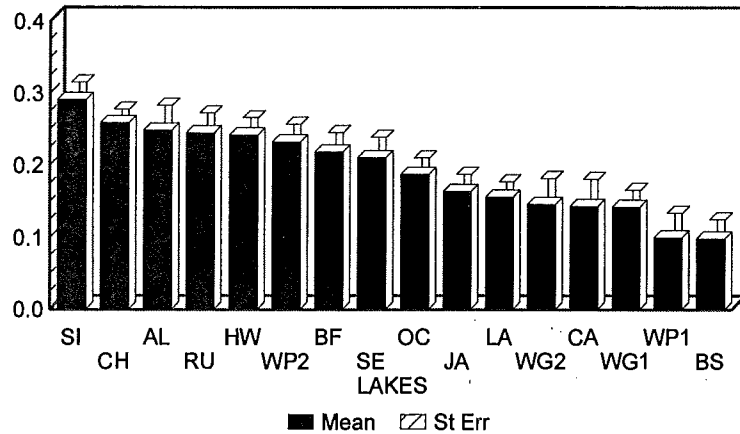
^b 16-inch size limit (Includes only tournaments where a 16-inch size limit was used for all black bass species).

^c 12-inch size limit on spotted bass and 14-inch size limit on largemouth bass. ^d 12-inch size limit on spotted bass and 16-inch size limit on largemouth bass.

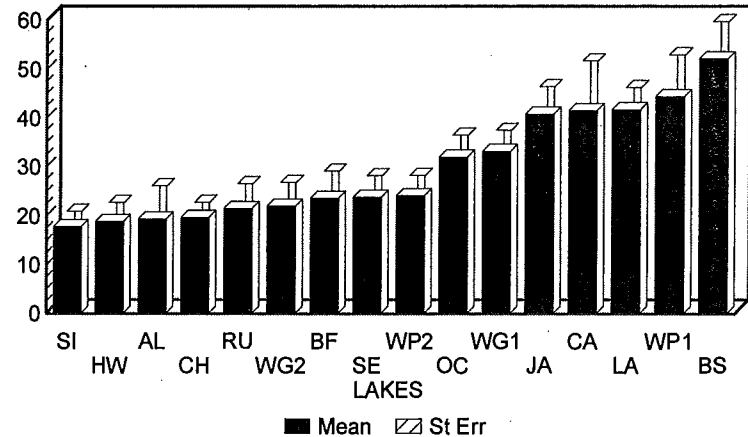
Note: Only tournaments with six or more anglers and five or more hours in length were analyzed.

Compiled and analyzed by Dr. Carl Quertermus, State University of West Georgia.

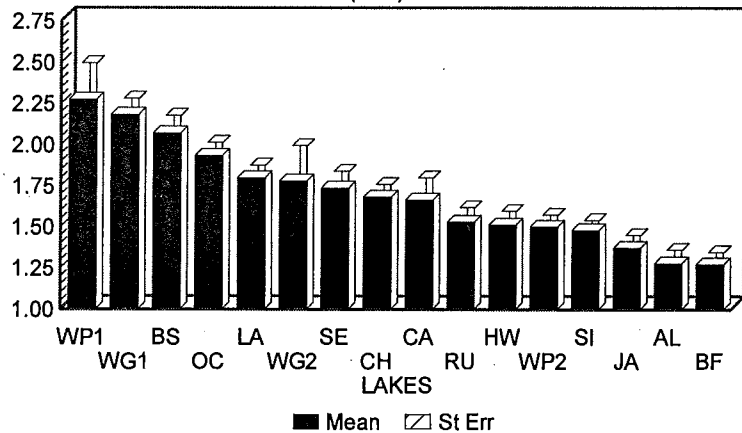
BASS / ANGLER HOUR - 2001
GBCF TOURNAMENTS ON GEORGIA LAKES
 BASS / ANGLER HOUR



PERCENT UNSUCCESSFUL ANGLERS - 2001
GBCF TOURNAMENTS ON GEORGIA LAKES
 % ANGLERS WITH ZERO BASS



AVERAGE BASS WEIGHT - 2001
GBCF TOURNAMENTS ON GEORGIA LAKES
 AVERAGE BASS WEIGHT (LBS)



AVERAGE LARGEST BASS - 2001
GBCF TOURNAMENTS ON GEORGIA LAKES
 AVERAGE LARGEST BASS (LBS)

