


**Georgia B.A.S.S. Chapter Federation**

**1998**

**Tournament Creel Report**



**Submitted By**

**Carl Quertermus, Ph.D.  
State University of West Georgia**

## GBCF Tournament Report - 1998

In 1998, 109 bass clubs affiliated with the Georgia B.A.S.S. Chapter Federation (GBCF) submitted their results for 1164 tournaments. Several of these tournaments were not analyzed because they involved less than six anglers or lasted less than five hours. Data from 857 tournaments on 13 Georgia reservoirs and two rivers were analyzed for this report. The data from tournaments at Alabama reservoirs were sent to the Alabama Department of Conservation and Natural Resources, Game and Fish Division and became part of their annual tournament data analysis. For 1998, Georgia bass clubs provided 39% of the data for their report.

Fishing success at Georgia reservoirs and rivers are compared on the attached table and figures. Bass anglers spent 127,517 hours of effort during the 857 tournaments analyzed for this report. The catch rate was 0.197 bass / angler hour. This compares favorably to the 0.182 bass / angler hour for Alabama reservoirs during 1998 (Alabama Game and Fish Division). The highest catch rate was at the Altamaha River (0.282). Allatoona produced the greatest catch rate for a Georgia reservoir (0.272). This is the first year that Allatoona had the top catch rate. Allatoona also had the lowest percent of unsuccessful anglers (15.5).

The tournament results at West Point were analyzed in two groups, tournaments with a 16-inch length limit for all black bass species (WP1) and tournaments with a 16-inch length limit on largemouth bass and a 12-inch limit on other black bass species (WP2). Spotted bass comprised about 65% of the weighed-in catch for these tournaments. The size of the average largest bass caught during tournaments was greatest at West Point (WP1) and smallest at Sinclair. The average weight of bass weighed-in was greatest at W. F. George and least at Allatoona.

The reservoir abbreviations on the attached figures are AL (Allatoona), BF (Bartlett's Ferry), BS (Blackshear), CH (Clarks Hill), HW (Hartwell), JA (Jackson), LA (Lanier), OC (Oconee), RU (R. B. Russell), SE (Seminole), SI (Sinclair), WG (W. F. George), WP1 (West Point, 16-inch length limit for all black bass), and WP2 (West Point, 16-inch length limit for largemouth bass and 12-inch length limit on other black bass).

## GBCF TOURNAMENT RESULTS FOR GEORGIA RESERVOIRS AND RIVERS - 1998

Reservoir or River	Number of Tournaments Analyzed	Number of Angler Hours	Bass Weighed-in /Angler Hour	Lbs. Weighed-in/Angler Hour	Percent Anglers with Limit	Percent Anglers with Zero Bass	Percent Anglers with Only One Bass	Average Largest Bass (lbs.)	Average Bass Weight (lbs.)	Average Winning Weight (lbs.)	Percent Bass as Largemouth
<i>Allatoona</i>	17	2,314	0.272	0.347	15.5	14.8	21.3	3.65	1.28	8.26	18.0
<i>Bartlett's Ferry</i>	55	8,838	0.168	0.231	4.6	28.8	25.2	4.04	1.47	7.35	62.5
<i>Blackshear</i>	18	2,559	0.108	0.217	3.7	49.2	20.6	3.71	1.98	7.99	93.7
<i>Clarks Hill</i>	156	24,367	0.253	0.401	13.7	20.9	18.6	4.35	1.65	11.56	96.3
<i>Hartwell</i>	82	13,902	0.258	0.402	12.6	17.8	18.9	4.16	1.55	12.03	80.7
<i>Jackson</i>	53	6,708	0.178	0.244	5.3	30.8	24.4	3.60	1.43	7.17	89.9
<i>Lanier</i>	92	12,470	0.212	0.305	9.2	26.0	25.1	3.81	1.47	8.43	21.8
<i>Oconee</i> <sup>a</sup>	64	8,602	0.112	0.207	2.2	43.4	29.5	3.51	1.95	7.40	96.4
<i>R. B. Russell</i>	60	10,507	0.248	0.386	12.2	15.1	18.0	4.25	1.55	11.07	91.9
<i>Seminole</i>	20	2,963	0.116	0.238	2.6	38.4	24.7	4.27	2.08	9.81	90.0
<i>Sinclair</i>	80	11,945	0.175	0.237	8.3	34.8	26.2	3.38	1.39	7.40	93.2
<i>W. F. George</i> <sup>b</sup>	33	6,124	0.037	0.103	0.0	70.7	21.1	4.21	2.83	6.30	93.5
<i>West Point</i> <sup>b</sup>	21	2,480	0.076	0.201	0.8	56.1	24.6	4.64	2.72	7.77	89.2
<i>West Point</i> <sup>c</sup>	46	6,902	0.125	0.192	1.7	38.5	25.8	4.11	1.65	7.12	34.8
<i>Altamaha River</i>	38	3,634	0.282	0.461	23.5	29.9	15.3	3.38	1.68	8.51	97.4
<i>Savannah River</i>	22	3,202	0.264	0.368	17.0	15.1	21.4	3.64	1.40	9.18	100.0
<b>Total</b>	<b>857</b>	<b>127,517</b>	<b>0.197</b>	<b>0.305</b>	<b>9.1</b>	<b>29.7</b>	<b>22.4</b>	<b>3.95</b>	<b>1.66</b>	<b>9.09</b>	<b>78.5</b>

<sup>a</sup> 14-inch size limit.

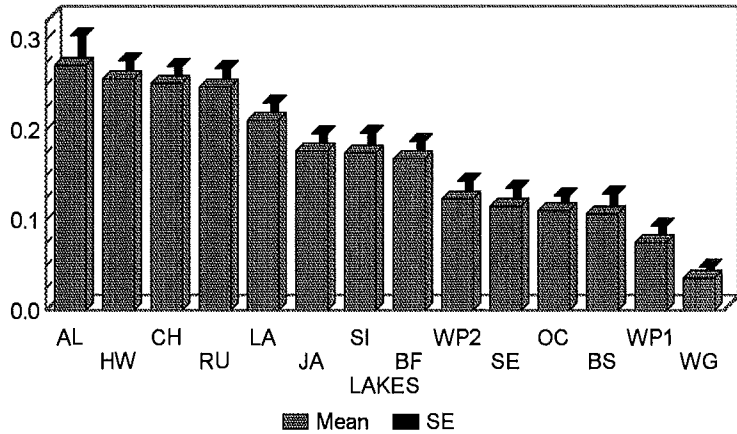
<sup>b</sup> 16-inch size limit (Includes only tournaments where a 16-inch size limit was used for all black bass species).

<sup>c</sup> 12-inch size limit on spotted bass and 16-inch size limit on largemouth bass.

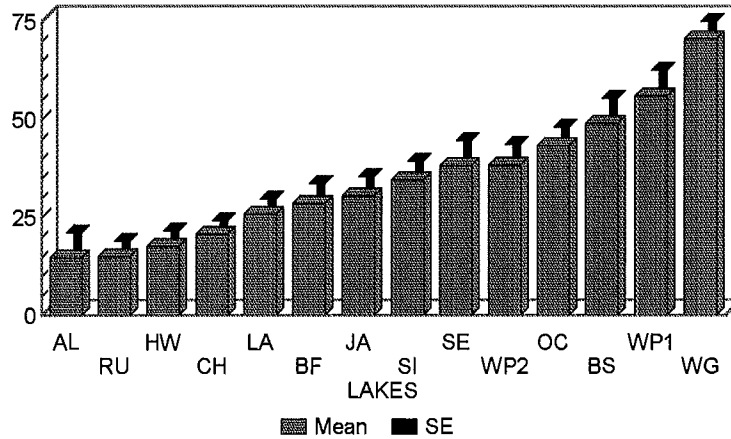
Note: Only Georgia B.A.S.S. Chapter Federation (GBCF) tournaments with six or more anglers and five or more hours in length were analyzed. For Lanier, the October-December tournaments were not analyzed.

Compiled and analyzed by Dr. Carl Quertermus and Wynter Kelly, State University of West Georgia.

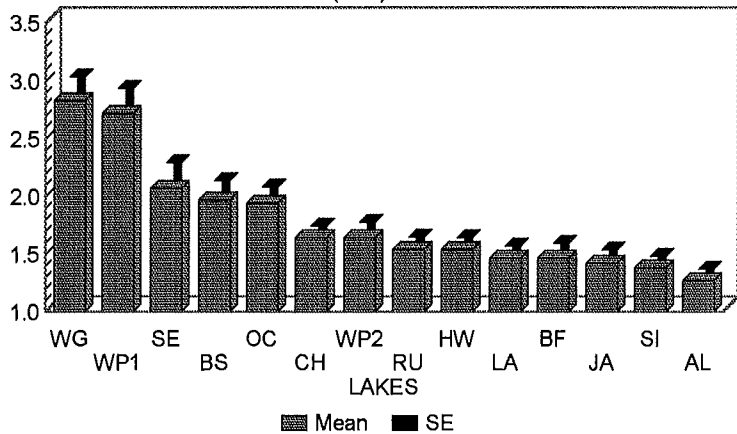
**BASS / ANGLER HOUR - 1998**  
**GBCF TOURNAMENTS ON GEORGIA LAKES**  
 BASS / ANGLER HOUR



**PERCENT UNSUCCESSFUL ANGLERS - 1998**  
**GBCF TOURNAMENTS ON GEORGIA LAKES**  
 % ANGLERS WITH ZERO BASS



**AVERAGE BASS WEIGHT - 1998**  
**GBCF TOURNAMENTS ON GEORGIA LAKES**  
 AVERAGE BASS WEIGHT (LBS)



**AVERAGE LARGEST BASS - 1998**  
**GBCF TOURNAMENTS ON GEORGIA LAKES**  
 AVERAGE LARGEST BASS (LBS)

