

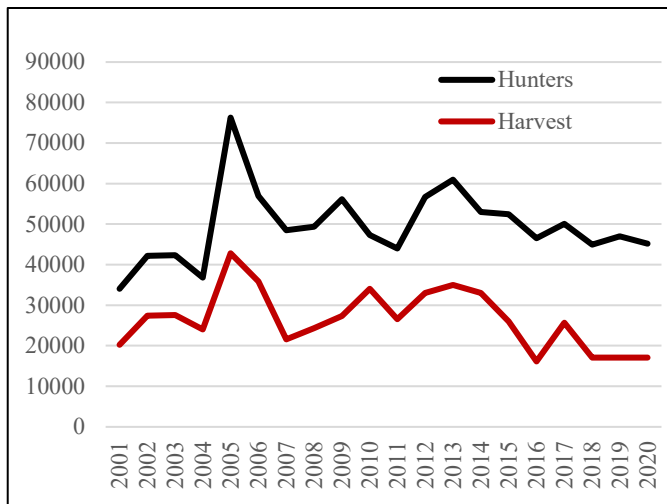
Statewide Wild Turkey Harvest

Statewide, an estimated 54,509 hunters hunted wild turkey in 2021; up 20% from 2020. These hunters harvested an estimated 18,763 gobblers in 2021, a 10% increase over 2020. The harvest rate was 0.34 turkeys per hunter (the lowest rate since 2016). Juvenile male turkeys (jakes) accounted for 1,604 (9%) of the total gobblers harvested. Regionally, the Upper Coastal Plain (33% of total) and the Piedmont (32%) made up the bulk of the harvest. These were followed by the Lower Coastal Plain (18%), Ridge and Valley (13%), and the Blue Ridge regions (5%). Hunter satisfaction was 68%, a precipitous drop from previous years and below the 4-year average of 80%. Hunter satisfaction is defined as the percentage of hunters surveyed who rated the season Excellent, Good, or Satisfactory.

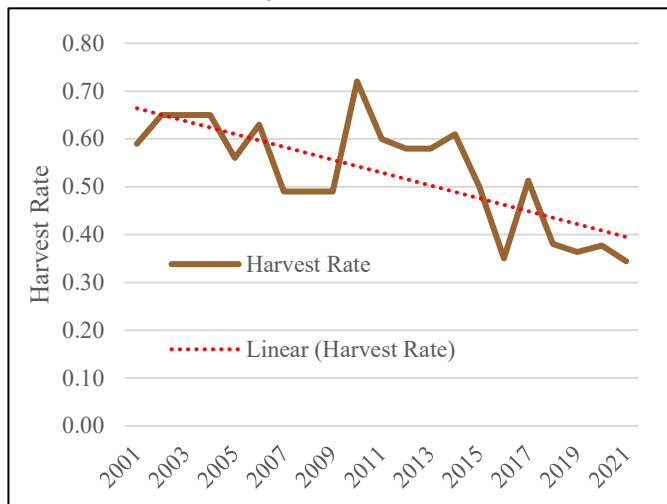
Source: Georgia Spring Turkey Harvest 2021 Report, Responsive Management

Note: the 2021 turkey harvest survey included an online survey component, which greatly increased the sample size and reduced sampling error, though comparison with previous estimates may be more difficult.

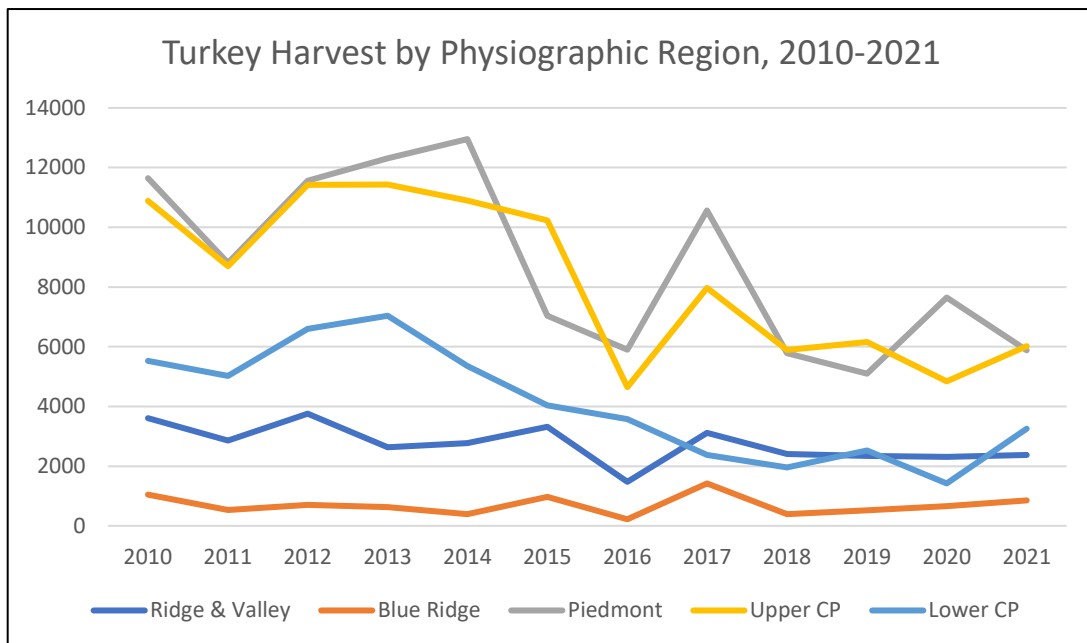
Georgia Turkey Hunters and Harvest 2001-2021.



Harvest Rate (turkeys harvested/hunter) 2001-2021



Turkey Harvest by Physiographic Region, 2010-2021



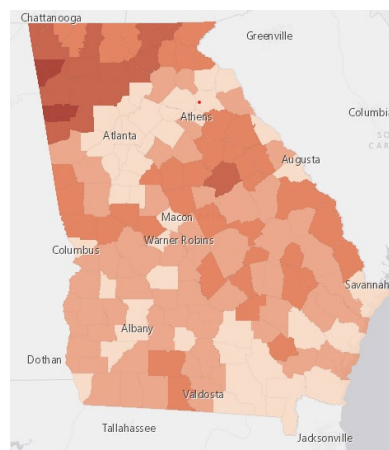
Harvest Reporting – Game Check

Since 2016, hunters have been required to report their turkey harvest by phone, internet, or app. Total reported harvest to Game Check in 2021 remained equal to the 5-year average, after jumping 25% in 2020.

Harvested turkeys reported to Game Check, 2016-2021

2016	11,229
2017	11,781
2018	11,948
2019	11,521
2020	14,412
2021	12,147

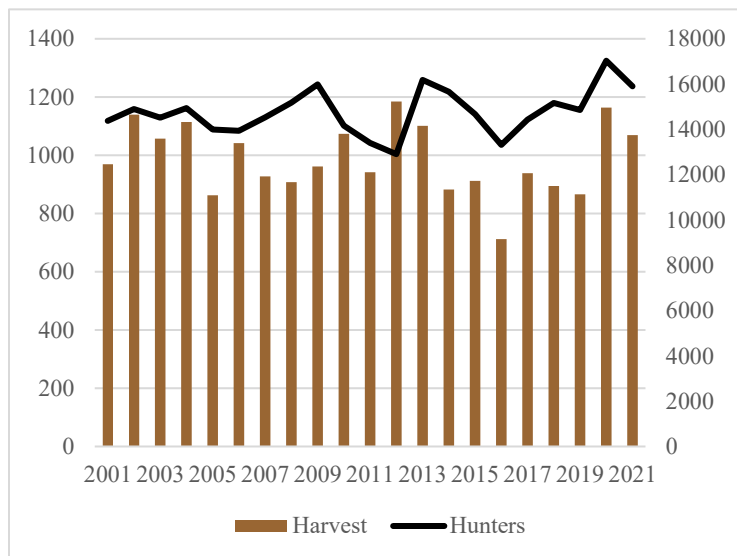
Game Check reported harvest by county, 2021



Wildlife Management Area Harvest

In 2021, 15,905 hunters signed to turkey hunt on WMAs, a 7% decrease from 2020. These hunters harvested 1,069 gobblers, which was higher than the 5-year average, though 9% below 2020's record harvest. Jakes comprised 14% of the WMA harvest. Overall, hunters had a success rate of 6.7% on wildlife management areas in Georgia. In 2021, Hunter satisfaction among public land hunters was 60%, a significant decrease from previous years. *Note: hunter satisfaction rates may be confounded by the addition of an online component to the hunter survey this year.*

Georgia WMA Harvest and Hunter use 2001-2021



Top Five WMAs for Total Harvest, 2021

Area	Total Harvest
Paulding Forest	68
Cohutta	43
Dawson Forest	43
Crockford-Pigeon Mtn	39
Bullard Creek	39

Top Five WMAs for Hunter Success, 2021

Area	Hunter Success
River Creek	26.7%
Chattahoochee Fall Line - Hilliard	20.8%
Hart County WMA	15.9%
Paulk's Pasture	15.9%
Buck Shoals	15.4%