


Georgia B.A.S.S. Chapter Federation

2002

Tournament Creel Report



Submitted by

**Carl Quertermus, Ph.D.
State University of West Georgia**

GBCF Tournament Report - 2002

In 2002, 107 bass clubs affiliated with the Georgia B.A.S.S. Chapter Federation (GBCF) submitted results from 1105 tournaments. Tournaments from out of state or those that involved less than six anglers or lasted less than five hours were not analyzed. The data from tournaments at Alabama reservoirs were sent to the Alabama Department of Conservation and Natural Resources and became part of their annual tournament data analysis. Data from 842 tournaments on 14 Georgia reservoirs and two rivers were analyzed for this report.

Fishing success at Georgia reservoirs and rivers are compared on the attached table and figures. Bass anglers spent 115,326 hours of effort during the 842 tournaments. The weighed-in catch rate was 0.201 bass / angler hour. This is less than in 2001 (0.219) or 2000 (0.208). The highest catch rate was at Allatoona (0.258 weighed-in bass / angler hour). Allatoona also had the lowest percent of unsuccessful anglers (18.4%) and the highest percent of anglers with five or more bass (16.8%). Oconee had the greatest weighed-in weight / angler hour (0.393 lbs). The greatest average bass weight (2.20 lbs) was at West Point (for tournaments with a 16-inch size limit). Seminole had the greatest average bass weight for lakes with a 12-inch limit (1.96 lbs). The average largest bass weight was also at Seminole (4.57 lbs). The lowest weighed-in catch rate for 2002 was 0.087; this occurred at Blackshear. Fifty percent of the anglers were unsuccessful at Blackshear tournaments.

The tournament results at West Point were analyzed in three groups: tournaments with a 16-inch length limit for all black bass species (WP1), tournaments with a 16-inch length limit on largemouth bass and a 12-inch limit for other black bass species (WP2), and tournaments held October-December with a 14-inch limit on largemouth bass (WP3). Tournament results at Walter F. George were analyzed in two groups: tournaments with a 14 inch limit on all black bass species (WG1) and tournaments with a 14-inch limit on largemouth bass and a 12-inch limit on other black bass species (WG2). Only eight of the 65 tournaments at West Point were conducted with a 16-inch size limit for all black bass, and only seven tournaments at WFG were conducted with a 12-inch limit on spotted bass and shoal bass.

The other reservoir abbreviations on the attached figures are AL (Allatoona), BF (Bartlett's Ferry), BS (Blackshear), CA (Carters), CH (Clarks Hill), HW (Hartwell), JA (Jackson), LA (Lanier), OC (Oconee), RU (R. B. Russell), SE (Seminole), SI (Sinclair).

GBCF TOURNAMENT RESULTS FOR GEORGIA RESERVOIRS AND RIVERS - 2002

Reservoir or River	Number of Tournaments Analyzed	Number of Angler Hours	Bass Weighed-in /Angler Hour	Lbs. Weighed-in/Angler Hour	Percent Anglers with Five or More Bass	Percent Anglers with Zero Bass	Percent Anglers with Only One Bass	Average Largest Bass (lbs.)	Average Bass Weight (lbs.)	Average Winning Weight (lbs.)	Percent Bass as Largemouth
<i>Allatoona</i>	27	3,873	0.258	0.327	16.8	18.4	16.1	3.25	1.30	7.12	18.3
<i>Bartlett's Ferry</i>	30	4,568	0.164	0.221	6.7	33.8	27.0	3.31	1.43	7.03	45.9
<i>Blackshear</i> ^a	20	2,310	0.087	0.164	0.7	50.5	31.3	3.53	1.99	5.34	100.0
<i>Carters</i>	12	1,553	0.136	0.204	5.3	36.6	25.6	3.76	1.52	6.73	8.6
<i>Clarks Hill</i>	147	18,585	0.235	0.384	16.7	23.2	18.5	4.09	1.63	9.73	99.3
<i>Hartwell</i>	40	5,802	0.228	0.357	17.5	22.9	21.8	3.75	1.56	9.82	86.8
<i>Jackson</i>	48	5,556	0.209	0.296	8.7	26.2	29.5	3.71	1.50	7.50	62.8
<i>Lanier</i> ^a	77	9,591	0.161	0.313	5.5	36.4	25.4	3.35	1.93	8.32	14.3
<i>Oconee</i> ^a	96	12,443	0.184	0.393	6.5	27.6	27.9	3.72	2.08	9.27	96.4
<i>R. B. Russell</i>	44	5,784	0.209	0.333	12.5	25.7	24.3	3.35	1.50	8.88	76.6
<i>Seminole</i>	33	5,806	0.174	0.344	14.9	33.4	22.5	4.80	1.96	14.12	99.2
<i>Sinclair</i>	94	12,941	0.228	0.332	12.7	22.8	21.8	3.76	1.45	8.31	92.5
<i>W. F. George</i> ^a	46	9,142	0.185	0.380	12.0	24.9	22.8	4.53	1.98	14.42	93.9
<i>W. F. George</i> ^c	7	1,399	0.189	0.386	12.4	23.0	25.2	4.60	2.07	13.96	89.2
<i>West Point</i> ^b	8	1,012	0.171	0.338	7.9	36.6	18.4	4.30	2.20	10.57	57.1
<i>West Point</i> ^d	37	6,362	0.220	0.333	11.8	20.6	22.4	4.38	1.59	9.05	31.8
<i>West Point</i> ^e	20	2,437	0.159	0.234	6.2	32.6	24.3	2.90	1.45	6.51	33.3
<i>Altamaha River</i>	25	2,750	0.215	0.311	13.7	26.3	23.4	3.37	1.46	7.24	100.0
<i>Savannah River</i>	30	3,412	0.190	0.250	7.8	28.5	26.3	3.04	1.31	6.78	99.8
Total	842	115,326	0.201	0.333	11.2	27.2	23.5	3.79	1.68	9.08	75.5

^a 14-inch size limit.

^b 16-inch size limit (Includes only tournaments where a 16-inch size limit was used for all black bass species).

^c 12-inch size limit on spotted bass and 14-inch

size limit on largemouth bass.

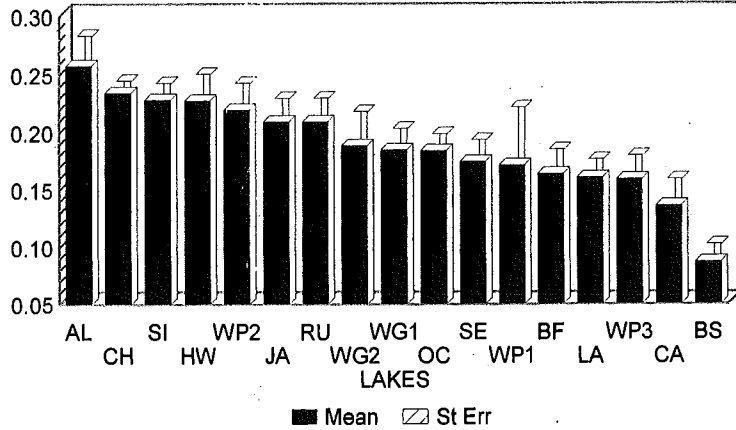
^d 12-inch size limit on spotted bass and 16-inch size limit on largemouth bass.

^e October-December, 14-inch limit

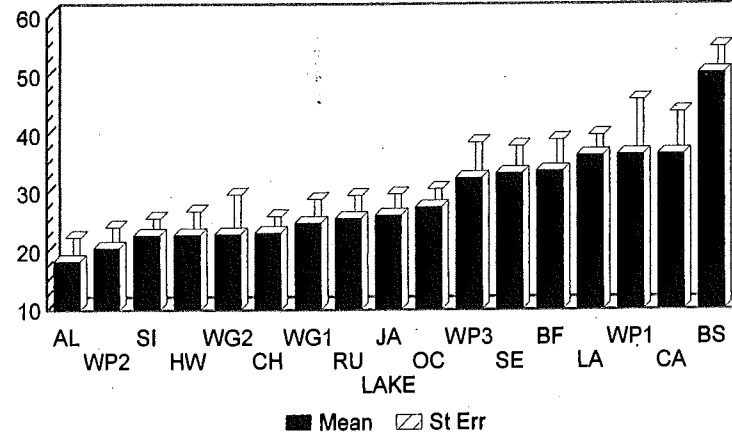
Note: Only Georgia B.A.S.S. Chapter Federation (GBCF) tournaments with six or more anglers and five of more hours in length were analyzed.

Compiled and analyzed by Dr. Carl Quertermus, University of West Georgia.

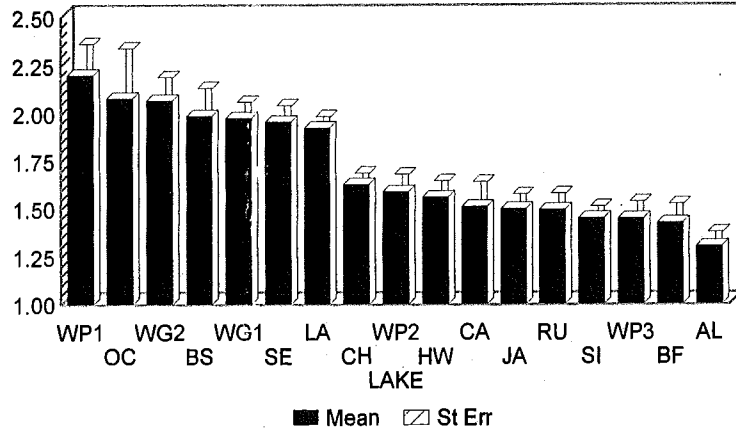
BASS / ANGLER HOUR - 2002
GBCF TOURNAMENTS ON GEORGIA LAKES
 BASS / ANGLER HOUR



PERCENT UNSUCCESSFUL ANGLERS - 2002
GBCF TOURNAMENTS ON GEORGIA LAKES
 % ANGLERS WITH ZERO BASS



AVERAGE BASS WEIGHT - 2002
GBCF TOURNAMENTS OF GEORGIA LAKES
 AVERAGE BASS WEIGHT (LBS)



AVERAGE LARGEST BASS - 2002
GBCF TOURNAMENTS ON GEORGIA LAKES
 AVERAGE LARGEST BASS (LBS)

